



PRICE LIST

EFFECTIVE MARCH 1, 2023



WHAT'S NEW FOR 2023

NEW BATHTUB MODELS/SIZES	PAGE
Sydney 66x36 Acrylic Alcove Tub	96
Grant 66x36 Solid Surface Freestanding Bathtub	109
Niantic 66x37 Solid Surface Freestanding Bathtub	114
Provence 66x35 Solid Surface Freestanding Bathtub	115
Breanne 60x36 Acrylic Freestanding Bathtub	143

COLOR KEY

Almond	ALM	Pewter	PE
Antique Brass	AB	Polished Brass	PB
Biscuit	BIS	Polished Chrome	PC
Black	BLA	Polished Gold	PG
Bone	BON	Polished Nickel	PN
Brushed Brass	BB	Satin Brass	SB
Brushed Chrome	BC	Satin Chrome	SC
Brushed Gold	BG	Satin Gold	SG
Brushed Nickel	BN	Satin Nickel	SN
Gold	GOL	Silver	SIL
Matte Black	MB	White	WHI
Oil Rubbed Bronze	ORB		

TABLE OF CONTENTS

How to Order your Tub	4
Collection Reference Guide	5
Key Option Reference Guide	6
Product Index	7
Tub Guide	8-11
Color Guide and Electrical Requirements	12
<hr/>	
DESIGNER COLLECTION	13
Options and Accessories	15-17
Tubs and Pricing	18-102
<hr/>	
METRO COLLECTION	103
Options and Accessories	104
Tubs and Pricing	105-118
<hr/>	
STON COLLECTION	119
Options and Accessories	121-122
Tubs and Pricing	123-139
<hr/>	
STUDIO COLLECTION	141
Options and Accessories	142
Tubs and Pricing	143-156
<hr/>	
SHOWER PAN COLLECTION	157
Options and Accessories	158
Pans and Pricing	159-160
<hr/>	
SINK COLLECTION	161
Options and Accessories	162
Sinks and Pricing	163-164
<hr/>	
Parts	165-167
P.O. Worksheet	168
Color Selection Index	169

HOW TO ORDER YOUR TUB

1. **Choose the Hydro Systems tub model**
2. **Pick the appropriate dimensions**
3. **Specify the system:** Tub Only, Whirlpool, Thermal Air or Combo – there will be an “A”, “G”, “H”, or “S” before the system code which determines if this tub is Acrylic (A), Gel Coat (G), Hydroluxe SSTM Metro (H), Hydroluxe SSTM STON (S)
4. **Designate the color of your choice** (see pg 1 for available colors). *Example: LAC - 6630 - A - WP - WHI (Tub Model - Dimensions - Acrylic - Whirlpool - White)*
5. **Options/Customization** – Any options selected must be listed by option code AND description. All codes are listed to the right of each item. You will write the code and then specify the color of your choice using the color key on page 4. *Example: BAC.MA1-WHI or BAC.MA1-PC (Back Masseur System I - White or Polished Chrome)*
6. **Submit diagram** for all equipment modifications not located in standard position (pump/ blowers/ jets – Please see page 166 for a tub worksheet)

7. Email or fax your purchase orders:

Email - orders@hydrosystem.com

Fax - 661.775.0668

HELPFUL TIPS

- When ordering a tub with a center drain and you are adding (for example) a back masseuse, please designate the overflow location and where the back masseuse should be placed.
- If you are doing a custom pump location please be aware that the pump may stick out (please call Hydro Systems for further information).
- If you are ordering a tub with tile flange please specify a right or left hand drain. Flanges must be specified at the time you place your order. If the model is not an end drain tub you must submit a diagram.
- Adding jets and back masseuse systems may require a 2 pump system (please call Hydro Systems for further information).

FREIGHT POLICY

- Only Designer Collection are shipped freight prepaid direct to the customer (distributor).
- All Metro and STON Collection products are shipped for a fee of \$200.
- Customer will be billed for freight on all Studio Collection and Shower Pans unless otherwise stated on a quote or a prior arrangement that is submitted in writing.
- Residential delivery and/or Drop Ship to a second location may incur an additional \$100 net charge for the first tub and \$15 per additional tub on the same shipment. There is also a \$75 Lift Gate fee.
- Residential delivery is a curbside service only.
- Charges may be incurred for additional services (i.e. lift gate, re-delivery, re-consignment, customs, etc.).
- Fuel surcharge may be added. Please contact Hydro Systems for further details.
- Storage Fees will be incurred if product is not shipped or picked up within 30 days of completion date. Product will be invoiced and payment terms commenced retroactive to the completion date. Storage fees will be billed weekly at the rate of \$10 per day until product is shipped.
- Make sure to inspect product before accepting delivery from freight company. Take special caution if the product's shock watch has turned red, indicating impact during transit. If minor damage is found upon inspection, please denote on shipper's paperwork before accepting product detailing the damage. Minor damage can be repaired without need for returning product. If you believe damage is unrepairable do not accept product and notify Hydro Systems right away so we can get your order replaced.
- Claims for defective or missing merchandise, other than claims resulting from shipment, must be made to Hydro Systems, Inc within 24 hours of receipt of merchandise.

RETURNS / CANCELLATION POLICY

- **Return of merchandise** must be pre-authorized by Hydro Systems, Inc. by way of a return goods authorization (RGA) number, and shipped to the factory prepaid within 30 days of issuance of the number. Merchandise may not be returned if more than 90 days have passed since the original date of shipment.
- **A Credit Memo** will be issued against future orders for merchandise returned in original condition, subject to a minimum 35% and maximum 75% return charge. Custom products (i.e. custom jetting or pump locations, custom features, premium colors, etc.) are NOT returnable.
- **Hydro Express orders are non-cancellable.**

COLLECTION REFERENCE GUIDE

	DESIGNER COLLECTION	METRO COLLECTION	STON COLLECTION	STUDIO COLLECTION
MATERIAL	Acrylic & Gel Coat	Hydroluxe SS™	Hydroluxe SS™	Acrylic
FREIGHT	FFA	\$200 net	\$200 net	FOB
SYSTEMS AVAILABLE	Whirlpool, Thermal Air, & Combo	Thermal Air	Whirlpool, Thermal Air, & Combo	Whirlpool & Thermal Air
LINEAR DRAIN	Optional/Cost	Standard	Optional/Cost (Drop-in Only)	Standard on a few models
STANDARD LINEAR DRAIN FINISH	Chrome	Color Matched	Color Matched	Chrome
CABLE WASTE/OVERFLOW INCLUDED	Yes/PC standard, all finishes no cost, except gold	N/A	Yes (drop-in models only)	No
WARRANTY	99 Years	10 Years	10 Years	5 Years
CUSTOM PUMP/BLOWER LOCATION	Yes	Yes	Yes	\$230
WHIRLPOOL PUMP	2.25 HP	N/A	2.25 HP	1.25 HP
HYDROZONE	Included with System	Included with System	Included with System	\$530
HYDRO EXPRESS (NET COST)	Drop-In - \$160 Freestanding - \$285	Yes - \$285	Drop-In - \$160 Freestanding - \$285	Drop-In - \$160 Freestanding - \$285

Quick Ship does not affect/replace normal freight costs. Quick Ship just gets your tub's manufacturing lead time reduced

KEY OPTION REFERENCE GUIDE

BACK MASSEUSE

Shiatsu Electronic or Manual diverter controlled, the 6-jet system allows you to sit back and have a back massage while in your tub.

CHROMATHERAPY

Utilizes different color light cycling throughout your bathing experience to help create changes in both your mental and physical well being.

COLD PLUNGE

Use the power of daily cold plunge and go beyond the traditional bathing experience and enjoy the benefits of cold water therapy. Ability to reduce bathing temperature to 39 degrees.

CUSTOM JET TYPE, QUANTITY & LOCATION

Pick and choose exactly how many jets you want, where you want them located, and what type of jet (standard, jumbo, therapeutic, swirling for any whirlpool tub).

CUSTOM PUMP/BLOWER LOCATION

Customize the location of the pump and/or blower (some restrictions apply), must include drawing.

HYDRO BLANKET

Integrates radiant heat panels designed to take the chill off the bath shell in those critical areas you choose. Does not heat bathing water.

HYDRO EXPRESS

Move your order up the front of the line to get it manufactured quicker. Does not change any additional freight costs.

HYDRO FUSION

A circulation heater that can be added to any drop-in tub. Designed to operate with virtually no water movement while offering an endless supply of warm soothing water to prolong the bathing experience.

HYDROZONE

Like bathing in bottled water. Introduces natural ozone to the water when you run the Hydrotherapy system which immediately sanitizes and cleanses the water.

INDULGE

Infuses water with millions of micro sized oxygen rich micro bubbles to help cleanse, heal, and restore skin. Improves collagen production that can help reduce wrinkles and even ease symptoms from several skin disorders.

INTEGRAL TILE FLANGE

Available on select non-oval tubs. Please specify which sides flange will need to be added to.

LINEAR DRAIN

Creates a sleek & stylish look while giving the bather one additional inch of soaking depth vs normal drain.

MICRO MOUNT

The micro mount reduces the standard edge profile of the tub to a nominal 1/2". Not available on tub models with edge detail.

MOLDED ARMREST

Choose 2 for eligible end drain and 2-4 for eligible center drain models.

NECK MASSEUSE PILLOW

Similar to the Back Masseur, but for the neck, while you lay your head on a soft pillow. Choose 3 speeds depending on your needs.

SKIRTS

We can add as many skirts as you'd like to most rectangular drop-in tubs so that you can create your own style or make it fit any application. Seamed or seamless, the opportunities are endless – peninsula, corner, freestanding – if you can dream it, we can build it.

TUB FINISH

Choose to have your tub with a polished finish (standard) or matte, choose a combination polished/matte finish, or even add a metallic finish to the outside of your tub.

OTHER AVAILABLE PRODUCTS

Bathroom & laundry sinks, shower pans, towers to match your tub, pet spas, walk-in-tubs.

RGA POLICY

Standard RGA restock is 35% on standard product.

PRODUCT INDEX

BATHTUBS

AIMEE	18	EVANSPOUR	45	NINA (Drop-in)	78	WALK-IN	100
ALAMO	105	EVELINE	144	NINA (Freestanding)	79	WHITNEY	101
ALEXIS	19	FANTASY	46	NOELLE	80	YVETTE	102
ALYSSA	web	FUJI	47	OBSIDIAN	135		
AMBER	123	GALAXIE	48	ONYX	web	SHOWER PANS	
ANAHA	105	GARNET	132	OPAL	136	CORNER PAN	159
ANDREA	124	GATEWAY	108	OVATION	81	HYDROLUXE SSTM PAN	160
ANGEL	20	GEORGETOWN	109	PACIFIC	115	RECTANGULAR PAN	159
ANNETTE	124	GRANITE	133	PALMER	82	SQUARE PAN	159
ASHLEY	21	GRANT	109	PEARL	136	UNIVERSAL PAN	160
ATLANDIA	22	GUTHRIE	110	PENTHOUSE	web		
AUBRY	143	HYDE	110	PICASSO	83	SINKS	
AUBURN	106	ISABELLA	49	PREMIER	web	ARC SINK	163
BELLEVUE	106	JACQUELINE	50	PROVENCE	115	BLOCK SINK	163
BISCAYNE	107	JADE	134	QUARTZ	137	CRESCENT SINK	163
BREANNE	143	JENNIFER	51	RACHAEL	84	DELICATE TOUCH SINK	164
CARIBE	web	JESSICA	52	REDONDO	85	ELLIPSE SINK	163
CARLI	23	KATARINA	53	REGAL	web	PETOPIA SINK	164
CARRERA	125	KAYLA	54	REGAN	148	PRISM SINK	163
CASEY	24	KELLIE	55	RICHMOND	116		
CASSI	25	KIMBERLY	56	RILEY	86		
CHAGALL	26	KIRA	57	RINCON	87		
CHARLIZE	144	KONA	145	ROCKWELL	88		
CHARLOTTE	27	LACEY	58	RODEO	116		
CHATEAU	107	LARA	60	RODIN	89		
CHEYENNE	28	LARGO	61	ROSEMARIE	90		
CHLOE	29	LAUREN	62	RUBY	138		
CITRINE	126	LEXIE	63	SAPPHIRE	web		
CLARISSA	30	LIBERTY	111	SAVANNAH	91		
COAL	127	LILIANA	64	SHANNON	149		
CORAL	128	LINDSEY	146	SLATE	139		
CORAZON	129	LOGAN	111	SOHO	117		
COURTNEY	31	LORRAINE	65	SOLITUDE	92		
CRYSTAL	web	LUCY	66	SOLO	93		
DANIELA	130	MAKYLA	67	SOPHIA	94		
DANIKA	web	MALIA	68	STELLA	95		
DAVINCI	32	MANHATTAN	112	STUDIO 5959	150		
DEANNA	33	MARIE	147	STUDIO 6032	150		
DEBRA	34	MARISSA	69	STUDIO 6036	151		
DENALI	108	MARLIE	70	STUDIO 6042	151		
DOMINGO	35	MARQUIS	112	STUDIO 7236	152		
DONATELLO	36	MELISSA	72	STUDIO 7242	153		
DUO	37	MELLENIE	71	STUDIO DUAL OVAL	154		
ECLIPSE	web	MICHELANGELO	73	STUDIO HOURGLASS	155		
EILEEN	38	MILLENNIUM	113	STUDIO OVAL	156		
ELIZABETH	39	MITRA	134	SUMMERLIN	117		
ELLE	40	MIZU	113	SYDNEY	96		
EMERALD	131	MONTEREY	74	SYLVIA	web		
EMMA	41	MYSTIQUE	75	TOPAZ	web		
ENTRE	42	NATALIE	76	TRIBECA	118		
ERICA	43	NATASHA	77	VANESSA	97		
ESTEE	44	NEWBURY	114	VERSAILLES	98		
		NIANTIC	114	VICTORIA	99		

TUB GUIDE

(C) Corner
(FS) Freestanding(O) Oval
(AL) Alcove
(R) Rectangle
(DM) Deck Mount(RND) Round
(UM) Under Mount

SIZE	MODEL	SHAPE	INSTALL TYPE	PAGE #
4040	FUJI	R	DM, UM	47
4128	SAPPHIRE	R	DM, UM	website
4830	GRANITE	R	DM, UM	133
	SOHO	O	FS	117
5230	WALK-IN	R	AL	100
5252	MIZU	RND	FS	113
5428	GARNET	R	FS	132
5430	SOLO	R	DM, UM	93
5431	GRANITE	R	DM, UM	133
5436	REGAN	R	AL	148
5517	PEARL	RND	FS	136
5555	CLARISSA	C	DM	30
5731	SUMMERLIN	R	FS	117
5736	RICHMOND	R	FS	116
5828	GARNET	R	FS	132
5830	DANIELA	O	FS	130
	OBSIDIAN	O	FS	135
5831	ALAMO	O	FS	105
5836	GUTHRIE	O	FS	109
5932	MARQUIS	O	FS	112
5959	RINCON	C	DM	87
	STUDIO 5959	C	DM	150
6030	GRANITE	R	DM, UM	133
	LACEY	R	DM, UM	58
	LINDSEY	R	DM, UM	146
	MARLIE	R	DM, UM	70
	SHANNON	R	AL	149
	SOLITUDE	R	DM, UM	92
	SYDNEY	R	AL	96
6032	AUBRY	O	FS	143
	BELLEVUE	R	FS	106
	CARRERA	R	DM, UM	125
	CITRINE	R	AL	125
	COAL	R	DM, UM	127
	ENTRE	R	AL	42
	GRANITE	R	DM, UM	133
	KIRA	R	DM, UM	57
	LACEY	R	DM, UM	58
	LINDSEY	R	DM, UM	146
	MALIA	O	DM, UM	68

SIZE	MODEL	SHAPE	INSTALL TYPE	PAGE #
6032	MARLIE	R	DM, UM	70
	REGAN	R	AL	148
	ROSEMARIE	R	DM, UM	90
	SHANNON	R	AL	149
	SLATE	R	FS	139
	SOLO	R	DM, UM	93
	STUDIO 6032	R	DM, UM	150
	SYDNEY	R	AL	96
6034	SYDNEY	R	AL	96
6036	BREANNE	O	FS	143
	CARLI	O	DM	23
	DEANNA	O	DM	33
	GRANITE	R	DM, UM	133
	ISABELLA	R	DM	49
	KONA	R	AL	145
	LACEY	R	DM, UM	58
	LINDSEY	R	DM, UM	146
	MARLIE	R	DM, UM	70
	PICASSO	O	FS	83
	REGAN	R	AL	148
	RUBY	R	DM, UM	138
	SOLO	R	DM, UM	93
	STUDIO 6036	R	DM, UM	151
	SYDNEY	R	AL	96
6038	CASEY	O	FS	24
	GALAXIE	O	DM	48
	SYLVIA	O	DM	website
6040	DEANNA	O	DM	33
	FUJI-26	R	DM, UM	47
	FUJI-32	R	DM, UM	47
6042	CASSI	R	DM	25
	EVANSPORT	R	DM, UM	45
	FANTASY	R	DM	46
	KONA-15	R	AL	145
	KONA-18	R	AL	145
	KONA-20	R	AL	145
	LACEY	R	DM, UM	58
	LORRAINE	O	DM	65
	MALIA	O	DM, UM	68
	MARIE	R	AL	147

TUB GUIDE

(C) Corner
(FS) Freestanding

(O) Oval
(AL) Alcove

(R) Rectangle
(DM) Deck Mount

(RND) Round
(UM) Under Mount

SIZE	MODEL	SHAPE	INSTALL TYPE	PAGE #
6042	MONTEREY	R	DM, UM	74
	OVATION	R	DM, UM	81
	RILEY	O	DM	86
	RUBY	R	DM	138
	STUDIO 6042	R	DM, UM	151
	STUDIO HOURGLASS	R	DM, UM	155
	STUDIO OVAL	O	DM	156
6048	ALEXIS	R	DM, UM	19
	ASHLEY	R	DM, UM	21
	COURTNEY	C	AL	31
	DUO	R	DM, UM	37
	JESSICA	R	AL, DM	52
6060	ERICA	C	DM	43
	LARA	C	DM	60
	REDONDO	RND	DM	85
6123	PEARL	RND	FS	136
6132	RODEO	O	FS	116
6228	NEWBURY	O	FS	114
6262	WHITNEY	C	DM	101
6323	QUARTZ	O	DM	137
6328	LACEY	R	DM, UM	58
6332	LIBERTY	O	FS	111
6333	MILLENNIUM	R	FS	113
	OPAL	O	FS	136
	PACIFIC	R	FS	115
6431	BISCAYNE	O	FS	107
6436	ANAHA	O	FS	105
	MANHATTAN	R	FS	112
6464	ECLIPSE	C	DM	website
6530	GARNET	R	FS	132
6532	MARQUIS	O	FS	112
6536	ANNETTE	O	FS	124
	EMERALD	O	DM, UM	131
6630	LACEY	R	DM, UM	58
	SOLO	R	DM, UM	93
6631	NEWBURY	O	FS	114
6632	CHAGALL	R	FS	26
	CHATEAU	O	FS	107
	COAL	R	DM, UM	127

SIZE	MODEL	SHAPE	INSTALL TYPE	PAGE #	
6632	ELLE	O	DM, UM	40	
	ENTRE	R	AL	42	
	ESTEE	O	FS	44	
	EVELINE	O	FS	144	
	JADE	O	FS	134	
	LACEY	R	DM, UM	58	
	LINDSEY	R	DM, UM	146	
	MARLIE	R	DM, UM	70	
	REGAN	R	AL	148	
	SYDNEY	R	AL	96	
	SHANNON	R	AL	149	
	6634	ALAMO	O	FS	105
		CARRERA	R	DM, UM	125
6635	SOLO	R	DM, UM	93	
	PROVENCE	O	FS	115	
6636	BREANNE	O	FS	143	
	CARLI	O	DM	23	
	CHEYENNE	R	FS	28	
	DOMINGO	R	FS	35	
	DONATELLO	R	FS	36	
	GRANITE	R	DM, UM	133	
	GRANT	O	FS	109	
	ISABELLA	R	DM	49	
	LACEY	R	DM, UM	58	
	LEXIE	R	FS	63	
	LINDSEY	R	DM, UM	146	
	LUCY	R	FS	66	
	MARLIE	R	DM, UM	70	
	MELISSA	R	DM, UM	72	
	MICHELANGELO	R	FS	73	
	NATASHA	R	DM	77	
	PALMER	O	DM, UM	82	
PICASSO	O	FS	83		
RACHAEL	R	DM, UM	84		
ROCKWELL	R	FS	88		
SYDNEY	R	AL	96		
VERSAILLES	R	DM, UM	98		
6637	NIANTIC	R	FS	114	
6638	CASEY	O	FS	24	
	GALAXIE	O	DM	48	

TUB GUIDE

(C) Corner
(FS) Freestanding(O) Oval
(AL) Alcove
(R) Rectangle
(DM) Deck Mount(RND) Round
(UM) Under Mount

SIZE	MODEL	SHAPE	INSTALL TYPE	PAGE #
6638	SYLVIA	O	DM	website
6639	AMBER	O	DM, UM	123
6640	JACQUELINE	O	FS	50
	KIMBERLY	O	DM	56
6642	ALYSSA	O	DM	website
	ANGEL	R	DM	20
	DUO	R	DM, UM	37
	EMMA	R	DM	41
	GALAXIE	O	DM	48
	LILIANA	O	DM	64
	OVATION	R	DM, UM	81
	RILEY	O	DM	86
	STUDIO OVAL	O	DM	156
	SYLVIA	O	DM	website
6644	GALAXIE	O	DM	48
	SAVANNAH	O	DM, UM	91
	STUDIO DUAL OVAL	O	DM	154
6645	CORAZON	O	DM	129
6648	DUO	R	DM, UM	37
6664	SLATE	R	FS	139
6834	HYDE	R	FS	110
6835	TRIBECA	O	FS	118
6948	TOPAZ	O	DM	website
6969	KATARINA	C	DM	53
	REDONDO	RND	DM	85
7032	GATEWAY	O	FS	108
7034	ALAMO	O	FS	105
	MARQUIS	O	FS	112
7035	GEORGETOWN	O	FS	109
7036	CHARLIZE	R	FS	144
	DAVINCI	R	FS	32
	DENALI	R	FS	108
	DOMINGO	O	FS	35
	DONATELLO	R	FS	36
	MELLENIE	R	DM, UM	71
	MICHELANGELO	R	FS	73
	NATASHA	R	DM	77
	PALMER	O	DM, UM	82
	ROCKWELL	R	FS	88

SIZE	MODEL	SHAPE	INSTALL TYPE	PAGE #
7036	STELLA	R	DM	95
7040	CHLOE	O	FS	29
	KELLIE	O	FS	55
	LAUREN	O	FS	62
	MARISSA	O	DM	69
	NOELLE	O	DM, UM	80
	SOPHIA	O	FS	94
7043	REGAL	R	DM	website
7046	CRYSTAL	O	DM	website
7134	REGAL	R	DM	website
7232	KIRA	R	DM, UM	57
	LACEY	R	DM, UM	58
	REGAN	R	AL	148
	SYDNEY	R	AL	96
7236	AIMEE	O	DM	18
	CARIBE	R	DM, UM	website
	CARRERA	R	DM, UM	125
	CHARLOTTE	R	DM	27
	CHEYENNE	R	FS	28
	ELLE	O	DM, UM	40
	ESTEE	O	FS	44
	EVELINE	O	FS	144
	GRANITE	R	DM, UM	133
	ISABELLA	R	DM	49
	LACEY	R	DM, UM	58
	LINDSEY	R	DM, UM	146
	LUCY	R	FS	66
	MELISSA	R	DM, UM	72
	PREMIER	R	DM, UM	website
	RACHAEL	R	DM	84
	RUBY	R	DM, UM	138
	SLATE	R	FS	139
	SOLO	R	DM, UM	93
	STUDIO 7236	R	DM, UM	152
SYDNEY	R	AL	96	
VERSAILLES	R	DM, UM	98	
7238	ANDREA	O	FS	124
	CHAGALL	R	FS	26
	LOGAN	O	FS	111
	MITRA	O	FS	134

TUB GUIDE

(C) Corner
(FS) Freestanding

(O) Oval
(AL) Alcove

(R) Rectangle
(DM) Deck Mount

(RND) Round
(UM) Under Mount

SIZE	MODEL	SHAPE	INSTALL TYPE	PAGE #
7238	RODIN	O	FS	89
7240	CARLI	O	DM	23
	ELIZABETH	R	FS	39
	KIMBERLY	O	DM	56
	LACEY	R	DM, UM	58
	PICASSO	O	FS	83
	SYDNEY	R	AL	96
7242	ANGEL	R	DM	20
	ANGEL-ED	R	DM	20
	DEBRA	R	DM	34
	EMERALD	O	DM, UM	131
	EVANSPORT	R	DM, UM	45
	FANTASY	R	DM, UM	46
	MONTEREY	R	DM, UM	74
	OVATION	R	DM, UM	81
	RILEY	O	DM	86
	STUDIO 7242	R	DM, UM	153
	STUDIO HOURGLASS	R	DM, UM	155
	STUDIO OVAL	O	DM	156
	VANESSA	O	DM	97
	VERSAILLES	R	DM, UM	98
	YVETTE	O	DM	102
7244	NINA	O	DM	78
	NINA FS	O	FS	79
7248	ASHLEY	R	DM, UM	21
	DUO	R	DM, UM	37
	JENNIFER	R	DM	51
	JESSICA	R	AL, DM	52
7254	LACEY	R	DM,UM	58
7260	PENTHOUSE	R	DM, UM	website
7341	DANIKA	R	DM	website
7342	RUBY	R	DM, UM	138
7348	VICTORIA	R	DM, UM	99
7438	EILEEN	R	DM, UM	38
7442	KAYLA	R	DM, UM	54
	PREMIER	R	DM, UM	website
7444	CORAZON	O	DM	129
	GALAXIE	O	DM	48
	LORRAINE	O	DM	65

SIZE	MODEL	SHAPE	INSTALL TYPE	PAGE #
7444	SAVANNAH	O	DM, UM	91
	STUDIO DUAL OVAL	O	DM	154
7445	AMBER	O	DM, UM	123
	CORAZON	O	DM, UM	129
	ONYX	R	DM, UM	website
	TOPAZ	O	DM	website
7448	ATLANDIA	R	DM	22
7545	CORAZON	O	DM, UM	129
7547	PREMIER	R	DM, UM	website
7548	MAKYLA	R	DM, UM	67
7844	CRYSTAL	O	DM, UM	website
	MYSTIQUE	R	DM	75
	NATALIE	O	DM	76
7848	ALYSSA	O	DM	website
8043	AUBURN	R	DM	106
8053	CRYSTAL	O	DM, UM	website
8066	AUBURN	R	DM	106
8264	LARGO	R	DM	61
8348	CRYSTAL	O	DM, UM	website
8442	OVATION	R	DM, UM	81
8448	CRYSTAL	O	DM, UM	website
8650	EILEEN	R	DM,UM	38

Additional models and sizes available on our website:
www.hydrosystem.com

BATHTUB & FITTING COLORS

GEL COAT BATHTUB COLORS

Standard Colors: White | Almond | Biscuit | Bone

Gel Coat colors match all manufacturers fixture colors.

Custom color matching is available at \$ 445 additional list price per order.

ACRYLIC BATHTUB COLORS

Standard Colors: White | Biscuit | Bone

Premium Colors: Black | Sterling Silver

\$ 445 additional list price

\$ 1,260 additional list price (freestanding)
(additional lead time required)

HYDROLUXE SS™ BATHTUB COLOR

Standard Colors: White | Almond | Biscuit

Premium Colors: Black | Carmine Red | Concrete Grey
Distant Blue | Grey Beige | Moss Green | Orange
Brown | Pastel Violet | Purple Violet | Red Orange
Sapphire Blue | Signal Orange | Stone Grey
Tarpaulin Grey | Terra Brown

Custom colors available on all Hydroluxe SS™
bathtubs (Please check with Hydro Systems for pricing
and lead time).

WHIRLPOOL JET COLORS

Whirlpool system fittings include jet trim and suction cover, and are available in the following color matched colors:

Biscuit | Silver | Black | White | Bone

COLOR MATCH POLICY

Hydro Systems uses colors developed by the gel-coat and acrylic manufacturers that match the colors used by bathroom fixture manufacturers as closely as possible. In a few cases it has been found that the color or shading of bathroom fixtures varies depending upon the time and location of manufacture.

Hydro Systems also finds that the colors and shading of cast iron, china or plastic fixtures sometimes appear to look different than gel-coat or acrylic as a result of different surface textures, finishes or room lighting. Due to these conditions, Hydro Systems assumes no responsibility for color variations between its bathtubs and products of other manufacturers.

*Check with factory on availability before ordering.
If color is not listed, check with factory for availability.
Color match jets not available for all premium colors.*

ELECTRICAL REQUIREMENTS

OPTION	VOLTS	AMPS	CIRCUIT REQUIREMENTS
Whirlpool	115	13	One 20 amp dedicated GFCI protected
Thermal Air	115	8	One 15 amp dedicated GFCI protected
Cold Plunge	115	13	One 15 amp dedicated GFCI protected
Combo System	115	13 pump/8 blower	One 20 amp, and One 15 amp dedicated GFCI protected (each)
Hydro Blanket	120	5 per control	One 15 amp dedicated GFCI protected per control
Hydro Indulge	115	8	One 15 amp dedicated GFCI protected
Inline Heater 1500	115	12.5	One 15 amp dedicated GFCI protected
Inline Heater 600W *	115	6	Shares circuit with whirlpool pump *
Fusion (1500W)	115	12.5	One 15 amp dedicated GFCI protected
Fusion (600W)	115	6	One 15 amp dedicated GFCI protected
BMS (Thermal Air) **	115	12.2	One 20 amp dedicated GFCI protected

* Shares circuit with whirlpool pump

** Back Masseur System with Thermal Air system only



DESIGNER COLLECTION

STANDARD FEATURES

All Designer Collection Whirlpool and Thermal Air bathtubs are delivered pre-plumbed and include these standard features:

- **THERMAL AIR SYSTEM:** Thermal Air Bathtubs are a channel air system, equipped with a 1 H.P. variable speed 600 watt blower, a smart purge system and ozone purification.
- **HEATED BACKREST:** Included on all Thermal Air & Combo bathtubs.
- **HYDROZONE:** Your very own water sanitizing and cleansing system included on all Designer Thermal Air, Whirlpool, and Combo Systems.
- **WHIRLPOOL JETS:** Six, eight, or ten fully adjustable PVC jets with silent air induction.
- **JET TRIM:** Color matched trim standard on all PVC systems.
- **PIPE:** Rigid Schedule 40 thermally formed PVC pipe, allowing for proper drainage after use, which helps to prevent any mold from building up.
- **PUMP:** 2.25 H.P. 110 volt pump with plug-in cord.
- **EASY INSTALLATION:** Integral Tub E-Z Level platform with pump installed.*
- **NOISE CONTROL:** Sound damping motor pad.
- **CONTROL PANEL:** Hydro "Soft Touch" electronic control panel.
- **WASTE & OVERFLOW:** Color or metallic finish cable waste and overflow included on all Designer bathtubs (polished chrome is default). Add \$550 for all gold finishes. PVC comes standard; please specify if ABS is required.
- **PACKAGING:** All bathtubs are packaged in wood crates or sturdy cardboard boxes for shipping.
- **SHIPPING:** All Designer Collection products are shipped freight prepaid direct to the dealer/distributor.

* Pump installed, standard pump and jet locations only.

OPTIONS & ACCESSORIES

COLORS *Additional lead time is required for premium colors*

ACRYLIC BATHTUB COLORS

Standard Colors: Bone | White | Biscuit Included

Premium Colors: Black | Sterling Silver

Drop-in / alcove / corner \$ 460

Freestanding \$ 1,295

Matte Finish:

Drop-in / alcove / corner \$ 1,255

Freestanding \$ 2,520

Dual Color Option:

MODEL/COLOR1/COLOR2 (XXX.XXX.XXX) \$ 2,280

GEL COAT BATHTUB COLORS

Standard Colors: Almond | Bone | White | Biscuit Included

Color matching: Available at an additional charge of \$ 525

(colors match all manufacturers' fixture colors)

SURFACES (outside only)

Metallic: Polished Nickel [PN] \$ 17,595

MODEL/METAL/COLOR (XXX.XXX.XXX)

BACK MASSEUSE SYSTEMS

System I - Manual Control (Whirlpool or Combo) \$ 905

BAC.MA1-XX (PC, PB) \$ 1,050

BAC.MA1-XX (SN, BN) \$ 1,195

System II - Electronic Control (Whirlpool or Combo)

BAC.MA2-XXX \$ 1,825

System III - Electronic Control (Thermal Air) \$ 2,890

BAC.MA3-XXX

COLD PLUNGE | CLD.PL \$ 9,990

EXPORT CRATE | FRT.EXPCRT NET \$ 145

EXTRA HIGH DENSITY | HI.DEN \$ 705

GRAB BARS (Pair)

Standard Grab Bars | GRA.BAR-XXX

Group 1 - PC or PB \$ 470

Group 2 - AB, BB, SB, BC, PN, SN, BN \$ 610

Group 3 - PG, BG, SG \$ 825

Universal Grab Bars | UGB-XXX

Group 1 - PC or PB \$ 505

Group 2 - AB, BB, SB, BC, PN, SN, BN \$ 650

Group 3 - PG, BG, SG \$ 850

HYDRO BLANKET | BLA.HEA-X

2 Zones \$ 1,830

3 Zones \$ 2,290

4 Zones \$ 2,555

5 Zones (with 2 controls) \$ 2,885

(Temperature may vary from zone to zone)



Hydro Blanket is not a device intended to heat or maintain water temperatures. Hydro Blanket is designed to warm the bath shell in only zoned areas to a nominal 96°F. The Hydro Blanket control box is designed and intended to be installed within 2 feet of the bathtub. Buyer may purchase the Hydro Systems Tower (optional) to install the control box, or install the control box directly below the tub between the floor joists under the tub. *Please note that the keypad control cable is 6 feet in length. Please consider this when placing the keypad control in the bathtub.*

HYDRO COAT | HYC.COA \$ 325

HYDRO EXPRESS

69.104-HYD.EXP NET \$ 145

Freestanding Collection NET \$ 265

Move your order up the front of the line to get it manufactured quicker. Does not change ship time. *Please contact Hydro Systems for lead times on Hydro Express. Hydro Systems must receive your order prior to 10:00 a.m. (PST). Order must be marked "Hydro Express."*

Hydro Express can only accept a fixed number of express orders every day. Hydro Express does not reflect delivery time. Hydro Expresses are non-cancellable.

No Hydro Express available on Jacqueline tub.

HYDRO FUSION

Recirculating heater that will maintain bathing water temperature. *Not available on freestanding models.*

Hydro Fusion (Tub Only) | 29.102 \$ 1,000

Hydro Fusion with Ozone (Tub Only) | 29.103 \$ 1,355

Hydro Fusion (TA, Whirlpool, Combo) | 29.107 \$ 1,510

HYDRO INDULGE | HYD.IND \$ 3,535

Infuses water with millions of oxygen rich microbubbles. Helps with many skin conditions. *Not available on freestanding models.*

HYDROZONE UV COMBO SYSTEM | OZUV.XXX

Only for whirlpool and combo systems.

110 V | OZUV.110 \$ 1,170 220 V | OZUV.220 \$ 1,170

INLINE HEATER

Whirlpool and Combo Systems only. No dedicated GFI required for 6 amp models.

12.50 Amps 1.5 KW - 110V | 27.100 \$ 815

6.00 Amps 0.75 KW | 27.103 \$ 730

ISLAND TUB DRAIN | ITD.XXX

Helps reduce installation time on all freestanding tubs.

ABS, PVC | ITD.ABS | ITD.PVC \$ 365

Cast Iron | ITD.CST \$ 440

OPTIONS & ACCESSORIES

JETS

Installed per jet price for extra jets added to standard system price. All metallic finishes come with colored eyeball.

Please note that a maximum of 4 Jumbo Jets is recommended, to avoid loss of water pressure.

Additional Jumbo or Rotating Jet

JET.JJ-XX JET.JR-XX	
Color Trim	\$ 210
Group 1 - PC or PB	\$ 245
Group 2 - AB, BB, MB, SB, BC, SC, BN, PN, SN	\$ 290
Group 3 - PG, BG, SG	\$ 335

Additional Standard or Swirling Jet

JET.STD-XX JET.SWI-XX	
Color Trim	\$ 200
Group 1 - PC or PB	\$ 235
Group 2 - AB, BB, MB, SB, BC, SC, BN, PN, SN	\$ 285
Group 3 - PG, BG, SG	\$ 325

Jumbo Jet Upgrade | JUP.JJ-XX \$ 105

Rotating Jet Upgrade | JUP.JR-XX \$ 105

Swirling Jet Upgrade | JUP.SWI-XX \$ 65
(Per jet substitution price added to standard system price)

Micro Therapy Jet | MTJ.XXX \$ 190
BIS, BLA, BON, SIL, WHI

Custom Jet Locations | 69.116-CUS.JET No Charge
(Must include drawing of locations)

JET PLATING FOR PVC WHIRLPOOL SYSTEMS

Clear / Brass / Chrome. Trim kit covers jet escutcheons, suction, and electronic soft touch pad.

Per jet substitution price added to standard system price. All metallic finishes come with colored eyeball.

Group 1 PC or PB	
6 Jets PLA.06-XX	\$ 380
8 Jets PLA.08-XX	\$ 485
10 Jets PLA.10-XX	\$ 515

Group 2 AB, BB, MB, SB, BC, SC, BN, PN, SN	
6 Jets	\$ 705
8 Jets	\$ 950
10 Jets	\$ 1,095

Group 3 PG, BG	
6 Jets	\$ 935
8 Jets	\$ 1,190
10 Jets	\$ 1,330

LED TEMP. READOUT KEYPAD | LED.UPG \$ 530

Upgrade only, must have a keypad controlled system to purchase.

LIGHTING

LED Bath Light Chromotherapy System | LIG.LED \$ 830

LOW WATER PROTECTION (Includes 30 minute timer)

110V LOW.WAT-110	\$ 425
220V LOW.WAT-220	\$ 460

MICRO MOUNT | 69.140MCREDG \$ 135

The micro mount reduces the standard edge profile of the tub to a nominal 1/2". Not available on tub models with edge detail.



MOLDED ARMRESTS

2 Armrests (one pair) | ARM.MOL-2 \$ 145
4 Armrests (two pairs) | ARM.MOL-4 \$ 290

Not available on every model. Please check with Hydro Systems for lead-time impact. First order of each model will require additional time to manufacture the mold. Some molded armrests add an interior detail line to the bathtub, please check with Hydro Systems. Specify quantity and location on order.

NECK MASSEUSE JET PILLOW | PIL.NEC-XX \$ 855

Available in black, bone and white. Not available on all models.

PADDED HEADREST PILLOW | 41.128 (Black only) \$ 145

PUMPS

Custom Pump Locations | 69.116-CUS.PMP No Charge
(Drawing of pump locations is required)

REMOTE CONTROL | REM.CON \$ 760

Available on most packages. It allows universal programming for other components. Remote control replaces keypad.

SKIRTS


Corner Skirt | SKI.COR
Factory installed to reduce installation time & cost. Adds approximately 2" to framing height dimension.
Acrylic (Skirt for Courtney) | SKI.COU-XXX \$ 765
Acrylic (Standard Colors) \$ 1,165
Acrylic (Premium Colors) \$ 1,450



Integral Skirt

Factory installed to reduce installation time & cost. Adds approximately 2" to framing height dimension. Available 60", 66" & 72"(access panel only), factory installed. *No access panel on Tub Only models.*

Gel Coat SKI.XXG-XXX	\$ 670
Acrylic (Standard Colors) SKI.XXA-XXX	\$ 765
Acrylic (Premium Colors) SKI.XXA-XXX	\$ 850



OPTIONS & ACCESSORIES

Integral Skirt Access Panel | SKI.INT-PAN \$ 205
Removable panel for Sydney models only



Sydney-T Skirt | SKI.SYT \$ 205
No access panel. This new skirt addition gives the modern Sydney a much more traditional look.



Molded Skirt Panels

Additional lead time required; check with factory.
Added to any rectangular tub without an edge detail.
"Seamed" skirt will have a seam between skirt and tub.
"Seamless" will not have a seam between the skirt and tub. These skirts WILL NOT provide pump/blower access.
REMINDER - Make sure to order a molded flange, if necessary.

Seamed

- 1 sided* | See Zen Skirt \$ 765
- 2 sided* | SKI.SMD-2 \$ 2,380
- 3 sided* | SKI.SMD-3 \$ 3,130
- 4 sided* | SKI.SMD-4 \$ 4,010

Seamless

- 1 sided* | SKI.SML-1 \$ 2,105
- 2 sided* | SKI.SML-2 \$ 3,185
- 3 sided* | SKI.SML-3 \$ 4,265
- 4 sided* | SKI.SML-4 \$ 5,355

Premium Colors (additional price and lead time) \$ 1,240

*Specify which sides on worksheet.



Seamed (Visible Seam)



Seamless (No Seam)

Floating Skirt (option for seamless skirt only)

The floating skirt is designed to give your skirted tub a smaller footprint in the bath. Typically it is a 3" inset that is 5-7" tall. This does not increase the overall height of the skirted tub. Toe-kick portion comes unfinished, ready to finish to your decor.



- SKI.FLO-SML1 \$ 700
- SKI.FLO-SML2 \$ 1,385
- SKI.FLO-SMLX \$ 2,080

Zen Skirt | SKI.ZEN-XX

One-Sided Seamed Skirt. Acrylic. Available 60", 66" & 72".
Factory installed. No access panel. Adds approximately 2" to height of tub.



- Standard Color \$ 765
- Premium Color \$ 845

TILE FLANGES | FLA.MO-X \$ 210

Must be specified at time of order (1, 2, 3, or 4 Sided).
Not available on all models.



TOWER | TOW-XX

Tower can be added to any of our freestanding models, allowing you to use traditional Roman faucets.
Must be ordered with tub to ensure proper fit.

- 18" or 24" \$ 1,295
- 25" - 30" \$ 1,295
- 31" - 36" \$ 1,420
- 37" - 42" \$ 1,540
- 43" - 48" \$ 1,665
- 49" - 54" \$ 1,785
- 55" - 60" \$ 1,910



Access Panel \$ 400

WALK-IN FINISH UPGRADE \$ 1,620

Handle, grab bar, waste & overflow.

WASTE & OVERFLOW | WOV.XX INCLUDED

Cable W/O No Charge
(WHI, BIS, PC, PB, PN, BC, BB, BN, MB, SC, SB, SN, ORB, PE)

Cable W/O - Gold Finish Upgrade (PG, BG) \$ 650

Integral W/O (Std. round) | IWO.XX \$ 365

Waste and overflow manufactured as part of the bath.
Comes standard as a round overflow cover.
Drain will be a tip-toe style and drain outlet will be a direct drain.

Integral W/O - Gold Finish Upgrade (PG, BG) \$ 855

FS Integral W/O - Gold Finish Upgrade | FS.IWO-XX \$ 650

Linear Integral W/O | LWO.XXX \$ 365

Waste and overflow manufactured as part of the bath.
Drain will be a tip-toe style and drain outlet will be a direct drain.

Linear Integral W/O - Gold Finish Upgrade (PG, BG) \$ 855

FS Linear Integral W/O - Gold FIN UPG | FS.LWO-XX \$ 650

Solid Brass Upgrade | SBR.UP NET \$ 110

WATERFALL FILL SPOUT | WAT.FIL \$ 725

Integrally molded. *Not available on all models.*
Recirculating Option for Waterfall Fill Spout | WAT.REC \$ 415

AIMEE

72" L x 36" W x 24" D

Includes armrests



MODEL / PRICING

AIM7236ATO	Tub Only	\$ 4,420	AIM7236ATA	Thermal Air	\$ 7,770
AIM7236AWP	Whirlpool (6)	\$ 8,060	AIM7236ACO	Combo System	\$ 10,005

COLORS *Additional lead time is required for premium colors*

ACRYLIC BATHTUB COLORS

Standard Colors: Bone White Biscuit	Included
Premium Colors: Black Sterling Silver	\$ 460
Matte Finish:	NET \$ 485

BACK MASSEUSE SYSTEMS *Additional finishes on page 15*

System I - Manual Control (WP/CO) BAC.MA1-XXX	\$ 905
System II - Electronic Control (WP/CO) BAC.MA2-XXX	\$ 1,825
System III - Electronic Control (TA) BAC.MA3-XXX	\$ 2,890

COLD PLUNGE CLD.PL	\$ 9,990
-----------------------------	----------

EXPORT CRATE FRT.EXPCRT	NET \$ 145
----------------------------------	------------

EXTRA HIGH DENSITY HI.DEN	\$ 705
------------------------------------	--------

GRAB BARS (Pair) *Additional finishes on page 15*

Standard Grab Bars GRA.BAR-XXX (Group 1 - PC or PB)	\$ 470
Universal Grab Bars UGB-XXX (Group 1 - PC or PB)	\$ 505

HYDRO BLANKET | BLA.HEA-X

2 Zones	\$ 1,830
3 Zones	\$ 2,290
4 Zones	\$ 2,555
5 Zones (with 2 controls)	\$ 2,885

HYDRO COAT HYC.COA	\$ 325
-----------------------------	--------

HYDRO EXPRESS 69.104-HYD.EXP	NET \$ 145
---------------------------------------	------------

HYDRO FUSION

Hydro Fusion (Tub Only) 29.102	\$ 1,000
Hydro Fusion with Ozone (Tub Only) 29.103	\$ 1,355
Hydro Fusion (TA, Whirlpool, Combo) 29.107	\$ 1,510

HYDRO INDULGE HYD.IND	\$ 3,535
--------------------------------	----------

HYDROZONE UV COMBO SYSTEM | OZUV.XXX

Whirlpool and Combo Systems only	
110 V OZUV.110	\$ 1,170
220 V OZUV.220	\$ 1,170

INLINE HEATER *Whirlpool and Combo Systems only*

No dedicated GFI required for 6 amp models.

12.50 Amps 1.5 KW - 110V 27.100	\$ 815
6.00 Amps 0.75 KW 27.103	\$ 730

JETS *Additional finishes on page 16*

Additional Jumbo or Rotating Jet (JET.JJ-XX JET.JR-XX)	
Group 1 - PC or PB	\$ 245
Additional Standard or Swirling Jet (JET.STD-XX JET.SWI-XX)	
Group 1 - PC or PB	\$ 235
Jumbo Jet Upgrade JUP.JJ-XX	\$ 105
Rotating Jet Upgrade JUP.JR-XX	\$ 105
Swirling Jet Upgrade JUP.SWI-XX	\$ 65
Micro Therapy Jet MTJ.XXX (BIS, BLA, BON, SIL, WHI)	\$ 190
Custom Jet Locations 69.116-CUS.JET	No Charge
<i>(Must include drawing of locations)</i>	

JET PLATING *For jet plating options go to page 16*

LED TEMP. READOUT KEYPAD LED.UPG	\$ 530
<i>Upgrade only, must have a keypad controlled system to purchase.</i>	

LIGHTING LED Bath Light Chromotherapy System LIG.LED	\$ 830
---	--------

LOW WATER PROTECTION (Includes 30 minute timer)

110V LOW.WAT-110	\$ 425
220V LOW.WAT-220	\$ 460

MICRO MOUNT 69.140MCREDDG	\$ 135
------------------------------------	--------

NECK MASSEUSE JET PILLOW PIL.NEC-XX	\$ 855
--	--------

Available in black, bone and white.

PADDED HEADREST PILLOW 41.128 (Black only)	\$ 145
---	--------

PUMPS Custom Pump Locations 69.116-CUS.PMP	No Charge
---	-----------

REMOTE CONTROL REM.CON	\$ 760
---------------------------------	--------

Must have system to purchase

WASTE & OVERFLOW WOV.XX	INCLUDED
--------------------------------------	----------

Integral W/O (Std. round) IWO.XX	\$ 365
Linear Integral W/O LWO-XXX	\$ 365
<i>Additional finishes on page 17</i>	

ALEXIS

60"L x 48"W x 20"D



MODEL / PRICING

ALE6048ATO	Tub Only	\$ 2,990	ALE6048ATA	Thermal Air	\$ 6,670
ALE6048AWP	Whirlpool (8)	\$ 6,805	ALE6048ACO	Combo System	\$ 9,300

COLORS *Additional lead time is required for premium colors*

ACRYLIC BATHTUB COLORS

Standard Colors: Bone White Biscuit	Included
Premium Colors: Black Sterling Silver	\$ 460
Matte Finish:	NET \$ 485

BACK MASSEUSE SYSTEMS *Additional finishes on page 15*

System I - Manual Control (WP/CO) BAC.MA1-XXX	\$ 905
System II - Electronic Control (WP/CO) BAC.MA2-XXX	\$ 1,825
System III - Electronic Control (TA) BAC.MA3-XXX	\$ 2,890

COLD PLUNGE CLD.PL	\$ 9,990
-----------------------------	----------

EXPORT CRATE FRT.EXPCRT	NET \$ 145
----------------------------------	------------

EXTRA HIGH DENSITY HI.DEN	\$ 705
------------------------------------	--------

GRAB BARS (Pair) *Additional finishes on page 15*

Standard Grab Bars GRA.BAR-XXX (Group 1 - PC or PB)	\$ 470
Universal Grab Bars UGB-XXX (Group 1 - PC or PB)	\$ 505

HYDRO BLANKET | BLA.HEA-X

2 Zones	\$ 1,830
3 Zones	\$ 2,290
4 Zones	\$ 2,555
5 Zones (with 2 controls)	\$ 2,885

HYDRO COAT HYC.COA	\$ 325
-----------------------------	--------

HYDRO EXPRESS 69.104-HYD.EXP	NET \$ 145
---------------------------------------	------------

HYDRO FUSION

Hydro Fusion (Tub Only) 29.102	\$ 1,000
Hydro Fusion with Ozone (Tub Only) 29.103	\$ 1,355
Hydro Fusion (TA, Whirlpool, Combo) 29.107	\$ 1,510

HYDRO INDULGE HYD.IND	\$ 3,535
--------------------------------	----------

HYDROZONE UV COMBO SYSTEM | OZUV.XXX

Whirlpool and Combo Systems only	
110 V OZUV.110	\$ 1,170
220 V OZUV.220	\$ 1,170

INLINE HEATER *Whirlpool and Combo Systems only*

<i>No dedicated GFI required for 6 amp models.</i>	
12.50 Amps 1.5 KW - 110V 27.100	\$ 815
6.00 Amps 0.75 KW 27.103	\$ 730

JETS *Additional finishes on page 16*

Additional Jumbo or Rotating Jet (JET.JJ-XX JET.JR-XX)	
Group 1 - PC or PB	\$ 245
Additional Standard or Swirling Jet (JET.STD-XX JET.SWI-XX)	
Group 1 - PC or PB	\$ 235
Jumbo Jet Upgrade JUP.JJ-XX	\$ 105
Rotating Jet Upgrade JUP.JR-XX	\$ 105
Swirling Jet Upgrade JUP.SWI-XX	\$ 65
Micro Therapy Jet MTJ.XXX (BIS, BLA, BON, SIL, WHI)	\$ 190
Custom Jet Locations 69.116-CUS.JET	No Charge
<i>(Must include drawing of locations)</i>	

JET PLATING *For jet plating options go to page 16*

LED TEMP. READOUT KEYPAD LED.UPG	\$ 530
<i>Upgrade only, must have a keypad controlled system to purchase.</i>	

LIGHTING LED Bath Light Chromotherapy System LIG.LED	\$ 830
---	--------

LOW WATER PROTECTION (Includes 30 minute timer)

110V LOW.WAT-110	\$ 425
220V LOW.WAT-220	\$ 460

MICRO MOUNT 69.140MCREDDG	\$ 135
------------------------------------	--------

MOLDED ARMRESTS

<i>Some molded armrests add an interior detail line to the bathtub</i>	
2 Armrests (one pair) ARM.MOL-2	\$ 145

NECK MASSEUSE JET PILLOW PIL.NEC-XX	\$ 855
--	--------

Available in black, bone and white.

PADDED HEADREST PILLOW 41.128 (Black only)	\$ 145
---	--------

PUMPS Custom Pump Locations 69.116-CUS.PMP	No Charge
---	-----------

REMOTE CONTROL REM.CON	\$ 760
---------------------------------	--------

Must have system to purchase

SKIRTS *For skirt options go to pages 16-17*

TILE FLANGES FLA.MO-X	\$ 210
--------------------------------	--------

UNDERMOUNT UNDRMT	No Charge
----------------------------	-----------

WASTE & OVERFLOW WOV.XX	INCLUDED
--------------------------------------	----------

Integral W/O (Std. round) IWO.XX	\$ 365
Linear Integral W/O LWO-XXX	\$ 365
<i>Additional finishes on page 17</i>	

ANGEL

66" L x 42" W x 22" D - center drain
 72" L x 42" W x 22" D - end drain
 72" L x 42" W x 22" D - center drain



MODEL / PRICING

ANG6642ATO	Tub Only	\$ 3,040	ANE7242ATO	Tub Only	\$ 3,110	ANG7242ATO	Tub Only	\$ 3,110
ANG6642AWP	Whirlpool (8)	\$ 7,460	ANE7242AWP	Whirlpool (8)	\$ 7,835	ANG7242AWP	Whirlpool (8)	\$ 7,835
ANG6642ATA	Thermal Air	\$ 7,540	ANE7242ATA	Thermal Air	\$ 7,910	ANG7242ATA	Thermal Air	\$ 7,910
ANG6642ACO	Combo System	\$ 9,970	ANE7242ACO	Combo System	\$ 10,330	ANG7242ACO	Combo System	\$ 10,330

COLORS *Additional lead time is required for premium colors*

ACRYLIC BATHTUB COLORS

Standard Colors: Bone White Biscuit	Included
Premium Colors: Black Sterling Silver	\$ 460
Matte Finish:	NET \$ 485

BACK MASSEUSE SYSTEMS *Additional finishes on page 15*

System I - Manual Control (WP/CO) BAC.MA1-XXX	\$ 905
System II - Electronic Control (WP/CO) BAC.MA2-XXX	\$ 1,825
System III - Electronic Control (TA) BAC.MA3-XXX	\$ 2,890

COLD PLUNGE | CLD.PL \$ 9,990

EXPORT CRATE | FRT.EXPCRT NET \$ 145

EXTRA HIGH DENSITY | HI.DEN \$ 705

GRAB BARS (Pair) *Additional finishes on page 15*

Standard Grab Bars GRA.BAR-XXX (Group 1 - PC or PB)	\$ 470
Universal Grab Bars UGB-XXX (Group 1 - PC or PB)	\$ 505

HYDRO BLANKET | BLA.HEA-X

2 Zones	\$ 1,830	4 Zones	\$ 2,555
3 Zones	\$ 2,290	5 Zones	\$ 2,885

HYDRO COAT | HYC.COA \$ 325

HYDRO EXPRESS | 69.104-HYD.EXP NET \$ 145

HYDRO FUSION

Hydro Fusion (Tub Only) 29.102	\$ 1,000
Hydro Fusion with Ozone (Tub Only) 29.103	\$ 1,355
Hydro Fusion (TA, Whirlpool, Combo) 29.107	\$ 1,510

HYDRO INDULGE | HYD.IND \$ 3,535

HYDROZONE UV COMBO SYSTEM | OZUV.XXX

Whirlpool and Combo Systems only	
110 V OZUV.110	\$ 1,170
220 V OZUV.220	\$ 1,170

INLINE HEATER *Whirlpool and Combo Systems only*

<i>No dedicated GFI required for 6 amp models.</i>	
12.50 Amps 1.5 KW - 110V 27.100	\$ 815
6.00 Amps 0.75 KW 27.103	\$ 730

JETS *Additional finishes on page 16*

Additional Jumbo or Rotating Jet (JET.JJ-XX JET.JR-XX)	
Group 1 - PC or PB	\$ 245
Additional Standard or Swirling Jet (JET.STD-XX JET.SWI-XX)	
Group 1 - PC or PB	\$ 235
Jumbo Jet Upgrade JUP.JJ-XX	\$ 105
Rotating Jet Upgrade JUP.JR-XX	\$ 105
Swirling Jet Upgrade JUP.SWI-XX	\$ 65
Micro Therapy Jet MTJ.XXX (BIS, BLA, BON, SIL, WHI)	\$ 190
Custom Jet Locations 69.116-CUS.JET	No Charge
<i>(Must include drawing of locations)</i>	

JET PLATING *For jet plating options go to page 16*

LED TEMP. READOUT KEYPAD | LED.UPG \$ 530

Upgrade only, must have a keypad controlled system to purchase.

LIGHTING LED Bath Light Chromotherapy System | LIG.LED \$ 830

LOW WATER PROTECTION (Includes 30 minute timer)

110V LOW.WAT-110	\$ 425
220V LOW.WAT-220	\$ 460

MOLDED ARMRESTS

Some molded armrests add an interior detail line to the bathtub
 2 Armrests (one pair) | ARM.MOL-2 \$ 145

NECK MASSEUSE JET PILLOW | PIL.NEC-XX \$ 855

Available in black, bone and white.

PADDED HEADREST PILLOW | 41.128 (Black only) \$ 145

PUMPS **Custom Pump Locations** | 69.116-CUS.PMP No Charge

REMOTE CONTROL | REM.CON \$ 760

Must have system to purchase

TILE FLANGES | FLA.MO-X \$ 210

WASTE & OVERFLOW | WOV.XX INCLUDED

Integral W/O (Std. round) IWO.XX	\$ 365
Linear Integral W/O LWO-XXX	\$ 365

Additional finishes on page 17

ASHLEY

60" L x 48" W x 18" D

72" L x 48" W x 18" D

Includes armrests & pillows



MODEL / PRICING

ASH6048ATO	Tub Only	\$ 4,045
ASH6048AWP	Whirlpool (8)	\$ 7,990
ASH6048ATA	Thermal Air	\$ 7,960
ASH6048ACO	Combo System	\$ 9,870

ASH7248ATO	Tub Only	\$ 4,130
ASH7248AWP	Whirlpool (8)	\$ 7,500
ASH7248ATA	Thermal Air	\$ 7,475
ASH7248ACO	Combo System	\$ 10,700

COLORS *Additional lead time is required for premium colors*

ACRYLIC BATHTUB COLORS

Standard Colors: Bone White Biscuit	Included
Premium Colors: Black Sterling Silver	\$ 460
Matte Finish:	NET \$ 485

BACK MASSEUSE SYSTEMS *Additional finishes on page 15*

System I - Manual Control (WP/CO) BAC.MA1-XXX	\$ 905
System II - Electronic Control (WP/CO) BAC.MA2-XXX	\$ 1,825
System III - Electronic Control (TA) BAC.MA3-XXX	\$ 2,890

COLD PLUNGE CLD.PL	\$ 9,990
-----------------------------	----------

EXPORT CRATE FRT.EXPCRT	NET \$ 145
----------------------------------	------------

EXTRA HIGH DENSITY HI.DEN	\$ 705
------------------------------------	--------

GRAB BARS (Pair) *Additional finishes on page 15*

Standard Grab Bars GRA.BAR-XXX (Group 1 - PC or PB)	\$ 470
Universal Grab Bars UGB-XXX (Group 1 - PC or PB)	\$ 505

HYDRO BLANKET | BLA.HEA-X

2 Zones	\$ 1,830	4 Zones	\$ 2,555
3 Zones	\$ 2,290	5 Zones	\$ 2,885

HYDRO COAT HYC.COA	\$ 325
-----------------------------	--------

HYDRO EXPRESS 69.104-HYD.EXP	NET \$ 145
---------------------------------------	------------

HYDRO FUSION

Hydro Fusion (Tub Only) 29.102	\$ 1,000
Hydro Fusion with Ozone (Tub Only) 29.103	\$ 1,355
Hydro Fusion (TA, Whirlpool, Combo) 29.107	\$ 1,510

HYDRO INDULGE HYD.IND	\$ 3,535
--------------------------------	----------

HYDROZONE UV COMBO SYSTEM | OZUV.XXX

Whirlpool and Combo Systems only	
110 V OZUV.110	\$ 1,170
220 V OZUV.220	\$ 1,170

INLINE HEATER *Whirlpool and Combo Systems only*

<i>No dedicated GFI required for 6 amp models.</i>	
12.50 Amps 1.5 KW - 110V 27.100	\$ 815
6.00 Amps 0.75 KW 27.103	\$ 730

JETS *Additional finishes on page 16*

Additional Jumbo or Rotating Jet (JET.JJ-XX JET.JR-XX)	
Group 1 - PC or PB	\$ 245
Additional Standard or Swirling Jet (JET.STD-XX JET.SWI-XX)	
Group 1 - PC or PB	\$ 235
Jumbo Jet Upgrade JUP.JJ-XX	\$ 105
Rotating Jet Upgrade JUP.JR-XX	\$ 105
Swirling Jet Upgrade JUP.SWI-XX	\$ 65
Micro Therapy Jet MTJ.XXX (BIS, BLA, BON, SIL, WHI)	\$ 190
Custom Jet Locations 69.116-CUS.JET	No Charge
<i>(Must include drawing of locations)</i>	

JET PLATING *For jet plating options go to page 16*

LED TEMP. READOUT KEYPAD LED.UPG	\$ 530
---	--------

Upgrade only, must have a keypad controlled system to purchase.

LIGHTING LED Bath Light Chromotherapy System LIG.LED	\$ 830
---	--------

LOW WATER PROTECTION (Includes 30 minute timer)

110V LOW.WAT-110	\$ 425
220V LOW.WAT-220	\$ 460

MICRO MOUNT 69.140MCREDG	\$ 135
-----------------------------------	--------

PUMPS Custom Pump Locations 69.116-CUS.PMP	No Charge
---	-----------

REMOTE CONTROL REM.CON	\$ 760
---------------------------------	--------

Must have system to purchase

SKIRTS *For skirt options go to pages 16-17*

TILE FLANGES FLA.MO-X	\$ 210
--------------------------------	--------

UNDERMOUNT UNDRMT	No Charge
----------------------------	-----------

WASTE & OVERFLOW WOV.XX	INCLUDED
--------------------------------------	----------

Integral W/O (Std. round) IWO.XX	\$ 365
---	--------

Linear Integral W/O LWO-XXX	\$ 365
--------------------------------------	--------

Additional finishes on page 17

ATLANDIA

74"L x 48"W x 21"D

Includes armrests & pillow



MODEL / PRICING

ATL7448ATO	Tub Only	\$ 4,105	ATL7448ATA	Thermal Air	\$ 8,085
ATL7448AWP	Whirlpool (8)	\$ 8,045	ATL7448ACO	Combo System	\$ 10,780

COLORS *Additional lead time is required for premium colors*

ACRYLIC BATHTUB COLORS

Standard Colors: Bone White Biscuit	Included
Premium Colors: Black Sterling Silver	\$ 460
Matte Finish:	NET \$ 485

BACK MASSEUSE SYSTEMS *Additional finishes on page 15*

System I - Manual Control (WP/CO) BAC.MA1-XXX	\$ 905
System II - Electronic Control (WP/CO) BAC.MA2-XXX	\$ 1,825
System III - Electronic Control (TA) BAC.MA3-XXX	\$ 2,890

COLD PLUNGE | CLD.PL \$ 9,990

EXPORT CRATE | FRT.EXPCRT NET \$ 145

EXTRA HIGH DENSITY | HI.DEN \$ 705

GRAB BARS (Pair) *Additional finishes on page 15*

Standard Grab Bars GRA.BAR-XXX (Group 1 - PC or PB)	\$ 470
Universal Grab Bars UGB-XXX (Group 1 - PC or PB)	\$ 505

HYDRO BLANKET | BLA.HEA-X

2 Zones	\$ 1,830	4 Zones	\$ 2,555
3 Zones	\$ 2,290	5 Zones	\$ 2,885

HYDRO COAT | HYC.COA \$ 325

HYDRO EXPRESS | 69.104-HYD.EXP NET \$ 145

HYDRO FUSION

Hydro Fusion (Tub Only) 29.102	\$ 1,000
Hydro Fusion with Ozone (Tub Only) 29.103	\$ 1,355
Hydro Fusion (TA, Whirlpool, Combo) 29.107	\$ 1,510

HYDRO INDULGE | HYD.IND \$ 3,535

HYDROZONE UV COMBO SYSTEM | OZUV.XXX

Whirlpool and Combo Systems only	
110 V OZUV.110	\$ 1,170
220 V OZUV.220	\$ 1,170

INLINE HEATER *Whirlpool and Combo Systems only*

<i>No dedicated GFI required for 6 amp models.</i>	
12.50 Amps 1.5 KW - 110V 27.100	\$ 815
6.00 Amps 0.75 KW 27.103	\$ 730

JETS *Additional finishes on page 16*

Additional Jumbo or Rotating Jet (JET.JJ-XX JET.JR-XX)	
Group 1 - PC or PB	\$ 245
Additional Standard or Swirling Jet (JET.STD-XX JET.SWI-XX)	
Group 1 - PC or PB	\$ 235
Jumbo Jet Upgrade JUP.JJ-XX	\$ 105
Rotating Jet Upgrade JUP.JR-XX	\$ 105
Swirling Jet Upgrade JUP.SWI-XX	\$ 65
Micro Therapy Jet MTJ.XXX (BIS, BLA, BON, SIL, WHI)	\$ 190
Custom Jet Locations 69.116-CUS.JET	No Charge
<i>(Must include drawing of locations)</i>	

JET PLATING *For jet plating options go to page 16*

LED TEMP. READOUT KEYPAD | LED.UPG \$ 530

Upgrade only, must have a keypad controlled system to purchase.

LIGHTING LED Bath Light Chromotherapy System | LIG.LED \$ 830

LOW WATER PROTECTION (Includes 30 minute timer)

110V LOW.WAT-110	\$ 425
220V LOW.WAT-220	\$ 460

PUMPS **Custom Pump Locations** | 69.116-CUS.PMP No Charge

REMOTE CONTROL | REM.CON \$ 760

*Must have system to purchase*SKIRTS *For skirt options go to pages 16-17*

TILE FLANGES | FLA.MO-X \$ 210

WASTE & OVERFLOW | WOV.XX INCLUDED

Integral W/O (Std. round) IWO.XX	\$ 365
Linear Integral W/O LWO-XXX	\$ 365

Additional finishes on page 17

CARLI

60" L x 36" W x 19" D- end drain
 66" L x 36" W x 25" D- center drain
 72" L x 40" W x 27" D- end drain
 Available as freestanding model,
 see Picasso page 83



MODEL / PRICING

CAR6036ATO	Tub Only	\$ 2,985	CAR6636ATO	Tub Only	\$ 3,845	CAR7240ATO	Tub Only	\$ 3,980
CAR6036AWP	Whirlpool (6)	\$ 5,415	CAR6636AWP	Whirlpool (6)	\$ 6,930	CAR7240AWP	Whirlpool (6)	\$ 7,055
CAR6036ATA	Thermal Air	\$ 6,075	CAR6636ATA	Thermal Air	\$ 6,845	CAR7240ATA	Thermal Air	\$ 6,990
CAR6036ACO	Combo System	\$ 8,280	CAR6636ACO	Combo System	\$ 8,795	CAR7240ACO	Combo System	\$ 9,320

COLORS *Additional lead time is required for premium colors*

ACRYLIC BATHTUB COLORS

Standard Colors: Bone White Biscuit	Included
Premium Colors: Black Sterling Silver	\$ 460
Matte Finish:	NET \$ 485

COLD PLUNGE CLD.PL	\$ 9,990
-----------------------------	----------

EXPORT CRATE FRT.EXPCRT	NET \$ 145
----------------------------------	------------

EXTRA HIGH DENSITY HI.DEN	\$ 705
------------------------------------	--------

GRAB BARS (Pair) *Additional finishes on page 15*

Standard Grab Bars GRA.BAR-XXX (Group 1 - PC or PB)	\$ 470
Universal Grab Bars UGB-XXX (Group 1 - PC or PB)	\$ 505

HYDRO BLANKET | BLA.HEA-X

2 Zones	\$ 1,830
3 Zones	\$ 2,290
4 Zones	\$ 2,555
5 Zones (with 2 controls)	\$ 2,885

HYDRO COAT HYC.COA	\$ 325
-----------------------------	--------

HYDRO EXPRESS 69.104-HYD.EXP	NET \$ 145
---------------------------------------	------------

HYDRO FUSION

Hydro Fusion (Tub Only) 29.102	\$ 1,000
Hydro Fusion with Ozone (Tub Only) 29.103	\$ 1,355
Hydro Fusion (TA, Whirlpool, Combo) 29.107	\$ 1,510

HYDRO INDULGE HYD.IND	\$ 3,535
--------------------------------	----------

HYDROZONE UV COMBO SYSTEM | OZUV.XXX

Whirlpool and Combo Systems only	
110 V OZUV.110	\$ 1,170
220 V OZUV.220	\$ 1,170

INLINE HEATER *Whirlpool and Combo Systems only*

<i>No dedicated GFI required for 6 amp models.</i>	
12.50 Amps 1.5 KW - 110V 27.100	\$ 815
6.00 Amps 0.75 KW 27.103	\$ 730

JETS *Additional finishes on page 16*

Additional Jumbo or Rotating Jet (JET.JJ-XX JET.JR-XX)	
Group 1 - PC or PB	\$ 245
Additional Standard or Swirling Jet (JET.STD-XX JET.SWI-XX)	
Group 1 - PC or PB	\$ 235
Jumbo Jet Upgrade JUP.JJ-XX	\$ 105
Rotating Jet Upgrade JUP.JR-XX	\$ 105
Swirling Jet Upgrade JUP.SWI-XX	\$ 65
Micro Therapy Jet MTJ.XXX (BIS, BLA, BON, SIL, WHI)	\$ 190
Custom Jet Locations 69.116-CUS.JET	No Charge
<i>(Must include drawing of locations)</i>	

JET PLATING *For jet plating options go to page 16*

LED TEMP. READOUT KEYPAD LED.UPG	\$ 530
---	--------

Upgrade only, must have a keypad controlled system to purchase.

LIGHTING LED Bath Light Chromotherapy System LIG.LED	\$ 830
---	--------

LOW WATER PROTECTION (Includes 30 minute timer)

110V LOW.WAT-110	\$ 425
220V LOW.WAT-220	\$ 460

NECK MASSEUSE JET PILLOW PIL.NEC-XX	\$ 855
--	--------

Available in black, bone and white.

PADDED HEADREST PILLOW 41.128 (Black only)	\$ 145
---	--------

PUMPS Custom Pump Locations 69.116-CUS.PMP	No Charge
---	-----------

REMOTE CONTROL REM.CON	\$ 760
---------------------------------	--------

Must have system to purchase

TILE FLANGES FLA.MO-X	\$ 210
--------------------------------	--------

WASTE & OVERFLOW WOV.XXX	INCLUDED
---------------------------------------	----------

Integral W/O (Std. round) IWO.XX	\$ 365
Linear Integral W/O LWO-XXX	\$ 365

Additional finishes on page 17

CASEY

60"L x 38"W x 19"D - side-center drain

66"L x 38"W x 19"D - side-center drain

W/O Included

Remote blower required for Thermal Air system

Available as drop-in model, see Galaxie page 48



MODEL / PRICING

CAS6038ATO	Tub Only	\$ 5,170
CAS6038ATA	Thermal Air	\$ 8,525

CAS6638ATO	Tub Only	\$ 5,170
CAS6638ATA	Thermal Air	\$ 8,470

COLORS *Additional lead time is required for premium colors*

ACRYLIC BATHTUB COLORS

Standard Colors: Bone | White | Biscuit Included

Premium Colors: Black | Sterling Silver \$ 1,295

Matte Finish: \$ 2,520

Dual Color Option: \$ 2,280

MODEL/COLOR1/COLOR2 (XXX.XXX.XXX)

SURFACES (outside only)

Metallic: Polished Nickel [PN] \$ 17,595

MODEL/METAL/COLOR (XXX.XXX.XXX)

COLD PLUNGE | CLD.PL \$ 9,990

EXPORT CRATE | FRT.EXPCRT NET \$ 145

EXTRA HIGH DENSITY | HI.DEN \$ 705

GRAB BARS (Pair)

Standard Grab Bars | GRA.BAR-XXX

Group 1 - PC or PB \$ 470

Group 2 - AB, BB, SB, BC, PN, SN, BN \$ 610

Group 3 - PG, BG, SG \$ 825

Universal Grab Bars | UGB-XXX

Group 1 - PC or PB \$ 505

Group 2 - AB, BB, SB, BC, PN, SN, BN \$ 650

Group 3 - PG, BG, SG \$ 850

HEATED BACKREST INCLUDED ON THERMAL AIR

HYDRO BLANKET | BLA.HEA-X

2 Zones \$ 1,830

3 Zones \$ 2,290

4 Zones \$ 2,555

5 Zones (with 2 controls) \$ 2,885

HYDRO COAT | HYC.COA \$ 325

HYDRO EXPRESS | 69.104-HYD.EXP NET \$ 265

HYDROZONE INCLUDED ON THERMAL AIR

ISLAND TUB DRAIN | ITD.XXX

ABS, PVC | ITD.ABS | ITD.PVC \$ 365

Cast Iron | ITD.CST \$ 440

LED TEMP. READOUT KEYPAD | LED.UPG \$ 530

Upgrade only, must have a keypad controlled system to purchase.

LIGHTING LED Bath Light Chromotherapy System | LIG.LED \$ 830

MOLDED ARMRESTS

Some molded armrests add an interior detail line to the bathtub

2 Armrests (one pair) | ARM.MOL-2 \$ 145

4 Armrests (two pairs) | ARM.MOL-4 \$ 290

PADDED HEADREST PILLOW | 41.128 (Black only) \$ 145

REMOTE CONTROL | REM.CON \$ 760

Must have thermal air system to purchase

WASTE & OVERFLOW

Integral W/O (Std. round) | IWO.XX INCLUDED

WHI, BIS, PC, PB, PN, BC, BB, BN, SC, SB, SN, ORB, PE No Charge

Gold Finish Upgrade (PG, BG) \$ 855

Linear Integral W/O | LWO-XXX NO CHARGE UPGRADE

CASSI

60" L x 42" W x 24" D
Includes armrests



MODEL / PRICING

CAS6042ATO	Tub Only	\$ 4,460	CAS6042ATA	Thermal Air	\$ 7,805
CAS6042AWP	Whirlpool (6)	\$ 8,045	CAS6042ACO	Combo System	\$ 9,990

COLORS *Additional lead time is required for premium colors*

ACRYLIC BATHTUB COLORS

Standard Colors: Bone White Biscuit	Included
Premium Colors: Black Sterling Silver	\$ 460
Matte Finish:	NET \$ 485

BACK MASSEUSE SYSTEMS *Additional finishes on page 15*

System I - Manual Control (WP/CO) BAC.MA1-XXX	\$ 905
System II - Electronic Control (WP/CO) BAC.MA2-XXX	\$ 1,825
System III - Electronic Control (TA) BAC.MA3-XXX	\$ 2,890

COLD PLUNGE CLD.PL	\$ 9,990
-----------------------------	----------

EXPORT CRATE FRT.EXPCRT	NET \$ 145
----------------------------------	------------

EXTRA HIGH DENSITY HI.DEN	\$ 705
------------------------------------	--------

GRAB BARS (Pair) *Additional finishes on page 15*

Standard Grab Bars GRA.BAR-XXX (Group 1 - PC or PB)	\$ 470
Universal Grab Bars UGB-XXX (Group 1 - PC or PB)	\$ 505

HYDRO BLANKET | BLA.HEA-X

2 Zones	\$ 1,830	4 Zones	\$ 2,555
3 Zones	\$ 2,290	5 Zones	\$ 2,885

HYDRO COAT HYC.COA	\$ 325
-----------------------------	--------

HYDRO EXPRESS 69.104-HYD.EXP	NET \$ 145
---------------------------------------	------------

HYDRO FUSION

Hydro Fusion (Tub Only) 29.102	\$ 1,000
Hydro Fusion with Ozone (Tub Only) 29.103	\$ 1,355
Hydro Fusion (TA, Whirlpool, Combo) 29.107	\$ 1,510

HYDRO INDULGE HYD.IND	\$ 3,535
--------------------------------	----------

HYDROZONE UV COMBO SYSTEM | OZUV.XXX

Whirlpool and Combo Systems only	
110 V OZUV.110	\$ 1,170
220 V OZUV.220	\$ 1,170

INLINE HEATER *Whirlpool and Combo Systems only*

<i>No dedicated GFI required for 6 amp models.</i>	
12.50 Amps 1.5 KW - 110V 27.100	\$ 815
6.00 Amps 0.75 KW 27.103	\$ 730

JETS *Additional finishes on page 16*

Additional Jumbo or Rotating Jet (JET.JJ-XX JET.JR-XX)	
Group 1 - PC or PB	\$ 245
Additional Standard or Swirling Jet (JET.STD-XX JET.SWI-XX)	
Group 1 - PC or PB	\$ 235
Jumbo Jet Upgrade JUP.JJ-XX	\$ 105
Rotating Jet Upgrade JUP.JR-XX	\$ 105
Swirling Jet Upgrade JUP.SWI-XX	\$ 65
Micro Therapy Jet MTJ.XXX (BIS, BLA, BON, SIL, WHI)	\$ 190
Custom Jet Locations 69.116-CUS.JET	No Charge
<i>(Must include drawing of locations)</i>	

JET PLATING *For jet plating options go to page 16*

LED TEMP. READOUT KEYPAD LED.UPG	\$ 530
---	--------

Upgrade only, must have a keypad controlled system to purchase.

LIGHTING LED Bath Light Chromotherapy System LIG.LED	\$ 830
---	--------

LOW WATER PROTECTION (Includes 30 minute timer)

110V LOW.WAT-110	\$ 425
220V LOW.WAT-220	\$ 460

NECK MASSEUSE JET PILLOW PIL.NEC-XX	\$ 855
--	--------

Available in black, bone and white.

PADDED HEADREST PILLOW 41.128 (Black only)	\$ 145
---	--------

PUMPS Custom Pump Locations 69.116-CUS.PMP	No Charge
---	-----------

REMOTE CONTROL REM.CON	\$ 760
---------------------------------	--------

Must have system to purchase

WASTE & OVERFLOW WOV.XX	INCLUDED
--------------------------------------	----------

Integral W/O (Std. round) IWO.XX	\$ 365
---	--------

Linear Integral W/O LWO-XXX	\$ 365
--------------------------------------	--------

Additional finishes on page 17

CHAGALL

66" L x 32" W x 24" D - center drain
 72" L x 38" W x 24" D - center drain
 W/O Included
 Foam fill sound insulator included
 Remote blower required for Thermal Air system



MODEL / PRICING

MCH6632ATO	Tub Only	\$ 8,140	MCH7238ATO	Tub Only	\$ 9,370
MCH6632ATA	Thermal Air	\$ 12,040	MCH7238ATA	Thermal Air	\$ 13,435

COLORS *Additional lead time is required for premium colors*

ACRYLIC BATHTUB COLORS

Standard Colors: Bone | White | Biscuit Included
Premium Colors: Black | Sterling Silver \$ 1,295

SURFACES (outside only)

Metallic: Polished Nickel [PN] \$ 17,595
 MODEL/METAL/COLOR (XXX.XXX.XXX)

COLD PLUNGE | CLD.PL \$ 9,990

EXPORT CRATE | FRT.EXPCRT NET \$ 145

GRAB BARS (Pair)

Standard Grab Bars | GRA.BAR-XXX
 Group 1 - PC or PB \$ 470
 Group 2 - AB, BB, SB, BC, PN, SN, BN \$ 610
 Group 3 - PG, BG, SG \$ 825

Universal Grab Bars | UGB-XXX
 Group 1 - PC or PB \$ 505
 Group 2 - AB, BB, SB, BC, PN, SN, BN \$ 650
 Group 3 - PG, BG, SG \$ 850

HYDRO BLANKET | BLA.HEA-X

2 Zones \$ 1,830
 3 Zones \$ 2,290
 4 Zones \$ 2,555

HYDRO COAT | HYC.COA \$ 325

HYDRO EXPRESS | 69.104-HYD.EXP NET \$ 265

HYDROZONE INCLUDED ON THERMAL AIR

ISLAND TUB DRAIN | ITD.XXX

ABS, PVC | ITD.ABS | ITD.PVC \$ 365
 Cast Iron | ITD.CST \$ 440

LED TEMP. READOUT KEYPAD | LED.UPG \$ 530

Upgrade only, must have a keypad controlled system to purchase.

LIGHTING LED Bath Light Chromotherapy System | LIG.LED \$ 830

REMOTE CONTROL | REM.CON \$ 760

Must have thermal air system to purchase

WASTE & OVERFLOW

Integral W/O (Std. round) | IWO.XX INCLUDED
 WHI, BIS, PC, PB, PN, BC, BB, BN, SC, SB, SN, ORB, PE No Charge
 Gold Finish Upgrade (PG, BG) \$ 855

Linear Integral W/O | LWO-XXX NO CHARGE UPGRADE
(must specify on PO)

CHARLOTTE

72" L x 36" W x 19" D
Includes armrests



MODEL / PRICING

CHA7236ATO	Tub Only	\$ 2,910	CHA7236ATA	Thermal Air	\$ 6,560
CHA7236AWP	Whirlpool (6)	\$ 6,150	CHA7236ACO	Combo System	\$ 8,685

COLORS *Additional lead time is required for premium colors*

ACRYLIC BATHTUB COLORS

Standard Colors: Bone White Biscuit	Included
Premium Colors: Black Sterling Silver	\$ 460
Matte Finish:	NET \$ 485

BACK MASSEUSE SYSTEMS *Additional finishes on page 15*

System I - Manual Control (WP/CO) BAC.MA1-XXX	\$ 905
System II - Electronic Control (WP/CO) BAC.MA2-XXX	\$ 1,825
System III - Electronic Control (TA) BAC.MA3-XXX	\$ 2,890

COLD PLUNGE CLD.PL	\$ 9,990
-----------------------------	----------

EXPORT CRATE FRT.EXPCRT	NET \$ 145
----------------------------------	------------

EXTRA HIGH DENSITY HI.DEN	\$ 705
------------------------------------	--------

GRAB BARS (Pair) *Additional finishes on page 15*

Standard Grab Bars GRA.BAR-XXX (Group 1 - PC or PB)	\$ 470
Universal Grab Bars UGB-XXX (Group 1 - PC or PB)	\$ 505

HYDRO BLANKET | BLA.HEA-X

2 Zones	\$ 1,830	4 Zones	\$ 2,555
3 Zones	\$ 2,290	5 Zones	\$ 2,885

HYDRO COAT HYC.COA	\$ 325
-----------------------------	--------

HYDRO EXPRESS 69.104-HYD.EXP	NET \$ 145
---------------------------------------	------------

HYDRO FUSION

Hydro Fusion (Tub Only) 29.102	\$ 1,000
Hydro Fusion with Ozone (Tub Only) 29.103	\$ 1,355
Hydro Fusion (TA, Whirlpool, Combo) 29.107	\$ 1,510

HYDRO INDULGE HYD.IND	\$ 3,535
--------------------------------	----------

HYDROZONE UV COMBO SYSTEM | OZUV.XXX

Whirlpool and Combo Systems only	
110 V OZUV.110	\$ 1,170
220 V OZUV.220	\$ 1,170

INLINE HEATER *Whirlpool and Combo Systems only*

<i>No dedicated GFI required for 6 amp models.</i>	
12.50 Amps 1.5 KW - 110V 27.100	\$ 815
6.00 Amps 0.75 KW 27.103	\$ 730

JETS *Additional finishes on page 16*

Additional Jumbo or Rotating Jet (JET.JJ-XX JET.JR-XX)	
Group 1 - PC or PB	\$ 245
Additional Standard or Swirling Jet (JET.STD-XX JET.SWI-XX)	
Group 1 - PC or PB	\$ 235
Jumbo Jet Upgrade JUP.JJ-XX	\$ 105
Rotating Jet Upgrade JUP.JR-XX	\$ 105
Swirling Jet Upgrade JUP.SWI-XX	\$ 65
Micro Therapy Jet MTJ.XXX (BIS, BLA, BON, SIL, WHI)	\$ 190
Custom Jet Locations 69.116-CUS.JET	No Charge
<i>(Must include drawing of locations)</i>	

JET PLATING *For jet plating options go to page 16*

LED TEMP. READOUT KEYPAD LED.UPG	\$ 530
---	--------

Upgrade only, must have a keypad controlled system to purchase.

LIGHTING LED Bath Light Chromotherapy System LIG.LED	\$ 830
---	--------

LOW WATER PROTECTION (Includes 30 minute timer)

110V LOW.WAT-110	\$ 425
220V LOW.WAT-220	\$ 460

NECK MASSEUSE JET PILLOW PIL.NEC-XX	\$ 855
--	--------

Available in black, bone and white.

PADDED HEADREST PILLOW 41.128 (Black only)	\$ 145
---	--------

PUMPS Custom Pump Locations 69.116-CUS.PMP	No Charge
---	-----------

REMOTE CONTROL REM.CON	\$ 760
---------------------------------	--------

Must have system to purchase

SKIRTS *For skirt options go to pages 16-17*

WASTE & OVERFLOW WOV.XX	INCLUDED
--------------------------------------	----------

Integral W/O (Std. round) IWO.XX	\$ 365
Linear Integral W/O LWO-XXX	\$ 365

Additional finishes on page 17

CHEYENNE

66" L x 36" W x 20" D - hidden center drain
 72" L x 36" W x 20" D - hidden center drain
 W/O Included
 Foam fill sound insulator included
 Remote blower required for Thermal Air system
 Available as drop-in model, see Versailles page 98



MODEL / PRICING

CHE6636ATO	Tub Only	\$ 5,550	CHE7236ATO	Tub Only	\$ 5,690
CHE6636ATA	Thermal Air	\$ 8,745	CHE7236ATA	Thermal Air	\$ 8,900

COLORS *Additional lead time is required for premium colors*

ACRYLIC BATHTUB COLORS

Standard Colors: Bone White Biscuit	Included
Premium Colors: Black Sterling Silver	\$ 1,295
Matte Finish:	\$ 2,520
Dual Color Option:	\$ 2,280
MODEL/COLOR1/COLOR2 (XXX.XXX.XXX)	

SURFACES (outside only)

Metallic: Polished Nickel [PN]	\$ 17,595
MODEL/METAL/COLOR (XXX.XXX.XXX)	

COLD PLUNGE CLD.PL	\$ 9,990
-----------------------------	----------

EXPORT CRATE FRT.EXPCRT	NET \$ 145
----------------------------------	------------

GRAB BARS (Pair)

Standard Grab Bars GRA.BAR-XXX	
Group 1 - PC or PB	\$ 470
Group 2 - AB, BB, SB, BC, PN, SN, BN	\$ 610
Group 3 - PG, BG, SG	\$ 825
Universal Grab Bars UGB-XXX	
Group 1 - PC or PB	\$ 505
Group 2 - AB, BB, SB, BC, PN, SN, BN	\$ 650
Group 3 - PG, BG, SG	\$ 850

HEATED BACKREST	INCLUDED ON THERMAL AIR
------------------------	-------------------------

HYDRO BLANKET | BLA.HEA-X

2 Zones	\$ 1,830
3 Zones	\$ 2,290
4 Zones	\$ 2,555
5 Zones (with 2 controls)	\$ 2,885

HYDRO COAT HYC.COA	\$ 325
-----------------------------	--------

HYDRO EXPRESS 69.104-HYD.EXP	NET \$ 265
---------------------------------------	------------

HYDROZONE	INCLUDED ON THERMAL AIR
------------------	-------------------------

ISLAND TUB DRAIN | ITD.XXX

ABS, PVC ITD.ABS ITD.PVC	\$ 365
Cast Iron ITD.CST	\$ 440

LED TEMP. READOUT KEYPAD LED.UPG	\$ 530
---	--------

Upgrade only, must have a keypad controlled system to purchase.

LIGHTING LED Bath Light Chromotherapy System LIG.LED	\$ 830
---	--------

REMOTE CONTROL REM.CON	\$ 760
---------------------------------	--------

Must have thermal air system to purchase

WASTE & OVERFLOW

Integral W/O (Std. round) IWO.XX	INCLUDED
WHI, BIS, PC, PB, PN, BC, BB, BN, SC, SB, SN, ORB, PE	No Charge
Gold Finish Upgrade (PG, BG)	\$ 855

Linear Integral W/O LWO-XXX	NO CHARGE UPGRADE
--------------------------------------	-------------------

CHLOE

70"L x 40"W x 27"D - side-center drain
 W/O Included
 Foam fill sound insulator included
 Includes lumbar support
 Remote blower required for Thermal Air system



MODEL / PRICING

CHL7040ATO	Tub Only	\$ 5,760	CHL7040ATA	Thermal Air	\$ 9,800
------------	----------	----------	------------	-------------	----------

COLORS *Additional lead time is required for premium colors*

ACRYLIC BATHTUB COLORS

Standard Colors: Bone White Biscuit	Included
Premium Colors: Black Sterling Silver	\$ 1,295
Matte Finish:	\$ 2,520
Dual Color Option:	\$ 2,280

MODEL/COLOR1/COLOR2 (XXX.XXX.XXX)

SURFACES (outside only)

Metallic: Polished Nickel [PN]	\$ 17,595
---------------------------------------	-----------

MODEL/METAL/COLOR (XXX.XXX.XXX)

COLD PLUNGE CLD.PL	\$ 9,990
-----------------------------	----------

EXPORT CRATE FRT.EXPCRT	NET \$ 145
----------------------------------	------------

GRAB BARS (Pair)

Standard Grab Bars | GRA.BAR-XXX

Group 1 - PC or PB	\$ 470
Group 2 - AB, BB, SB, BC, PN, SN, BN	\$ 610
Group 3 - PG, BG, SG	\$ 825

Universal Grab Bars | UGB-XXX

Group 1 - PC or PB	\$ 505
Group 2 - AB, BB, SB, BC, PN, SN, BN	\$ 650
Group 3 - PG, BG, SG	\$ 850

HEATED BACKREST	INCLUDED ON THERMAL AIR
------------------------	-------------------------

HYDRO BLANKET | BLA.HEA-X

2 Zones	\$ 1,830
3 Zones	\$ 2,290
4 Zones	\$ 2,555
5 Zones (with 2 controls)	\$ 2,885

HYDRO COAT HYC.COA	\$ 325
-----------------------------	--------

HYDRO EXPRESS 69.104-HYD.EXP	NET \$ 265
---------------------------------------	------------

HYDROZONE	INCLUDED ON THERMAL AIR
------------------	-------------------------

ISLAND TUB DRAIN | ITD.XXX

ABS, PVC ITD.ABS ITD.PVC	\$ 365
Cast Iron ITD.CST	\$ 440

LED TEMP. READOUT KEYPAD LED.UPG	\$ 530
---	--------

Upgrade only, must have a keypad controlled system to purchase.

LIGHTING LED Bath Light Chromotherapy System LIG.LED	\$ 830
---	--------

MOLDED ARMRESTS

Some molded armrests add an interior detail line to the bathtub

2 Armrests (one pair) ARM.MOL-2	\$ 145
4 Armrests (two pairs) ARM.MOL-4	\$ 290

PADDED HEADREST PILLOW 41.128 (Black only)	\$ 145
---	--------

REMOTE CONTROL REM.CON	\$ 760
---------------------------------	--------

Must have thermal air system to purchase

WASTE & OVERFLOW

Integral W/O (Std. round) IWO.XX	INCLUDED
WHI, BIS, PC, PB, PN, BC, BB, BN, SC, SB, SN, ORB, PE	No Charge
Gold Finish Upgrade (PG, BG)	\$ 855

Linear Integral W/O LWO-XXX	NO CHARGE UPGRADE
--------------------------------------	-------------------

***Additional towel bar finishes available.
 Call Hydro Systems for quote and lead times.***

CLARISSA

55" L x 55" W x 21" D

Includes armrests



MODEL / PRICING

CLA5555ATO	Tub Only	\$ 2,865	CLA5555ATA	Thermal Air	\$ 6,255
CLA5555AWP	Whirlpool (6)	\$ 6,045	CLA5555ACO	Combo System	\$ 8,470

COLORS *Additional lead time is required for premium colors*
ACRYLIC BATHTUB COLORS

Standard Colors: Bone White Biscuit	Included
Premium Colors: Black Sterling Silver	\$ 460
Matte Finish:	NET \$ 485

BACK MASSEUSE SYSTEMS *Additional finishes on page 15*

System I - Manual Control (WP/CO) BAC.MA1-XXX	\$ 905
System II - Electronic Control (WP/CO) BAC.MA2-XXX	\$ 1,825
System III - Electronic Control (TA) BAC.MA3-XXX	\$ 2,890

COLD PLUNGE CLD.PL	\$ 9,990
-----------------------------	----------

EXPORT CRATE FRT.EXPCRT	NET \$ 145
----------------------------------	------------

EXTRA HIGH DENSITY HI.DEN	\$ 705
------------------------------------	--------

GRAB BARS (Pair) *Additional finishes on page 15*

Standard Grab Bars GRA.BAR-XXX (Group 1 - PC or PB)	\$ 470
Universal Grab Bars UGB-XXX (Group 1 - PC or PB)	\$ 505

HYDRO BLANKET | BLA.HEA-X

2 Zones	\$ 1,830
3 Zones	\$ 2,290
4 Zones	\$ 2,555

HYDRO COAT HYC.COA	\$ 325
-----------------------------	--------

HYDRO EXPRESS 69.104-HYD.EXP	NET \$ 145
---------------------------------------	------------

HYDRO FUSION

Hydro Fusion (Tub Only) 29.102	\$ 1,000
Hydro Fusion with Ozone (Tub Only) 29.103	\$ 1,355
Hydro Fusion (TA, Whirlpool, Combo) 29.107	\$ 1,510

HYDRO INDULGE HYD.IND	\$ 3,535
--------------------------------	----------

HYDROZONE UV COMBO SYSTEM | OZUV.XXX

Whirlpool and Combo Systems only	
110 V OZUV.110	\$ 1,170
220 V OZUV.220	\$ 1,170

INLINE HEATER *Whirlpool and Combo Systems only*

No dedicated GFI required for 6 amp models.

12.50 Amps 1.5 KW - 110V 27.100	\$ 815
6.00 Amps 0.75 KW 27.103	\$ 730

ISLAND TUB DRAIN | ITD.XXX

ABS, PVC ITD.ABS ITD.PVC	\$ 365
Cast Iron ITD.CST	\$ 440

JETS *Additional finishes on page 16*

Additional Jumbo or Rotating Jet (JET.JJ-XX JET.JR-XX)	
Group 1 - PC or PB	\$ 245
Additional Standard or Swirling Jet (JET.STD-XX JET.SWI-XX)	
Group 1 - PC or PB	\$ 235
Jumbo Jet Upgrade JUP.JJ-XX	\$ 105
Rotating Jet Upgrade JUP.JR-XX	\$ 105
Swirling Jet Upgrade JUP.SWI-XX	\$ 65
Micro Therapy Jet MTJ.XXX (BIS, BLA, BON, SIL, WHI)	\$ 190
Custom Jet Locations 69.116-CUS.JET	No Charge

(Must include drawing of locations)

JET PLATING *For jet plating options go to page 16*

LED TEMP. READOUT KEYPAD LED.UPG	\$ 530
---	--------

Upgrade only, must have a keypad controlled system to purchase.

LIGHTING LED Bath Light Chromotherapy System LIG.LED	\$ 830
---	--------

LOW WATER PROTECTION (Includes 30 minute timer)

110V LOW.WAT-110	\$ 425
220V LOW.WAT-220	\$ 460

NECK MASSEUSE JET PILLOW PIL.NEC-XX	\$ 855
--	--------

Available in black, bone and white.

PADDED HEADREST PILLOW 41.128 (Black only)	\$ 145
---	--------

PUMPS Custom Pump Locations 69.116-CUS.PMP	No Charge
--	-----------

REMOTE CONTROL REM.CON	\$ 760
---------------------------------	--------

Must have system to purchase

TILE FLANGES FLA.MO-X	\$ 210
--------------------------------	--------

WASTE & OVERFLOW WOV.XX	INCLUDED
--------------------------------------	----------

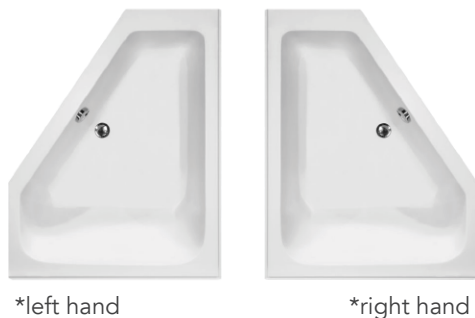
Integral W/O (Std. round) IWO.XX	\$ 365
---	--------

Linear Integral W/O LWO-XXX	\$ 365
--------------------------------------	--------

Additional finishes on page 17

COURTNEY - with flange

60" L x 48" W x 21" D
Specify RH or LH drain



*left hand

*right hand

MODEL / PRICING

COU6048ATO	Tub Only	\$ 3,220	COU6048ATA	Thermal Air	\$ 6,960
COU6048AWP	Whirlpool (6)	\$ 6,580	COU6048ACO	Combo System	\$ 9,110

COLORS *Additional lead time is required for premium colors*

ACRYLIC BATHTUB COLORS

Standard Colors: Bone White Biscuit	Included
Premium Colors: Black Sterling Silver	\$ 460
Matte Finish:	NET \$ 485

BACK MASSEUSE SYSTEMS *Additional finishes on page 15*

System I - Manual Control (WP/CO) BAC.MA1-XXX	\$ 905
System II - Electronic Control (WP/CO) BAC.MA2-XXX	\$ 1,825
System III - Electronic Control (TA) BAC.MA3-XXX	\$ 2,890

COLD PLUNGE CLD.PL	\$ 9,990
-----------------------------	----------

EXPORT CRATE FRT.EXPCRT	NET \$ 145
----------------------------------	------------

EXTRA HIGH DENSITY HI.DEN	\$ 705
------------------------------------	--------

GRAB BARS (Pair) *Additional finishes on page 15*

Standard Grab Bars GRA.BAR-XXX (Group 1 - PC or PB)	\$ 470
Universal Grab Bars UGB-XXX (Group 1 - PC or PB)	\$ 505

HYDRO BLANKET | BLA.HEA-X

2 Zones	\$ 1,830
3 Zones	\$ 2,290
4 Zones	\$ 2,555

HYDRO COAT HYC.COA	\$ 325
-----------------------------	--------

HYDRO EXPRESS 69.104-HYD.EXP	NET \$ 145
---------------------------------------	------------

HYDRO FUSION

Hydro Fusion (Tub Only) 29.102	\$ 1,000
Hydro Fusion with Ozone (Tub Only) 29.103	\$ 1,355
Hydro Fusion (TA, Whirlpool, Combo) 29.107	\$ 1,510

HYDRO INDULGE HYD.IND	\$ 3,535
--------------------------------	----------

HYDROZONE UV COMBO SYSTEM | OZUV.XXX

Whirlpool and Combo Systems only	
110 V OZUV.110	\$ 1,170
220 V OZUV.220	\$ 1,170

INLINE HEATER *Whirlpool and Combo Systems only*

<i>No dedicated GFI required for 6 amp models.</i>	
12.50 Amps 1.5 KW - 110V 27.100	\$ 815
6.00 Amps 0.75 KW 27.103	\$ 730

JETS *Additional finishes on page 16*

Additional Jumbo or Rotating Jet (JET.JJ-XX JET.JR-XX)	
Group 1 - PC or PB	\$ 245
Additional Standard or Swirling Jet (JET.STD-XX JET.SWI-XX)	
Group 1 - PC or PB	\$ 235
Jumbo Jet Upgrade JUP.JJ-XX	\$ 105
Rotating Jet Upgrade JUP.JR-XX	\$ 105
Swirling Jet Upgrade JUP.SWI-XX	\$ 65
Micro Therapy Jet MTJ.XXX (BIS, BLA, BON, SIL, WHI)	\$ 190
Custom Jet Locations 69.116-CUS.JET	No Charge
<i>(Must include drawing of locations)</i>	

JET PLATING *For jet plating options go to page 16*

LED TEMP. READOUT KEYPAD LED.UPG	\$ 530
<i>Upgrade only, must have a keypad controlled system to purchase.</i>	

LIGHTING LED Bath Light Chromotherapy System LIG.LED	\$ 830
---	--------

LOW WATER PROTECTION (Includes 30 minute timer)

110V LOW.WAT-110	\$ 425
220V LOW.WAT-220	\$ 460

MICRO MOUNT 69.140MCREDG	\$ 135
-----------------------------------	--------

NECK MASSEUSE JET PILLOW PIL.NEC-XX	\$ 855
--	--------

Available in black, bone and white.

PADDED HEADREST PILLOW 41.128 (Black only)	\$ 145
---	--------

PUMPS Custom Pump Locations 69.116-CUS.PMP	No Charge
---	-----------

REMOTE CONTROL REM.CON	\$ 760
---------------------------------	--------

Must have system to purchase

SKIRTS *For skirt options go to pages 16-17*

TILE FLANGES FLA.MO-X	\$ 210
--------------------------------	--------

WASTE & OVERFLOW WOV.XX	INCLUDED
--------------------------------------	----------

Integral W/O (Std. round) IWO.XX	\$ 365
Linear Integral W/O LWO-XXX	\$ 365

Additional finishes on page 17

DAVINCI

70"L x 36"W x 25"D - side-center drain
 W/O Included
 Foam fill sound insulator included
 Includes lumbar support
 Remote blower required for Thermal Air system



MODEL / PRICING

MDA7036ATO Tub Only	\$ 11,125	MDA7036ATA Thermal Air	\$ 15,440
---------------------	-----------	------------------------	-----------

COLORS *Additional lead time is required for premium colors*

ACRYLIC BATHTUB COLORS

Standard Colors: Bone White Biscuit	Included
Premium Colors: Black Sterling Silver	\$ 1,295

SURFACES (outside only)

Metallic: Polished Nickel [PN]	\$ 17,595
MODEL/METAL/COLOR (XXX.XXX.XXX)	

COLD PLUNGE CLD.PL	\$ 9,990
-----------------------------	----------

EXPORT CRATE FRT.EXPCRT	NET \$ 145
----------------------------------	------------

GRAB BARS (Pair)

Standard Grab Bars GRA.BAR-XXX	
Group 1 - PC or PB	\$ 470
Group 2 - AB, BB, SB, BC, PN, SN, BN	\$ 610
Group 3 - PG, BG, SG	\$ 825

Universal Grab Bars | UGB-XXX

Group 1 - PC or PB	\$ 505
Group 2 - AB, BB, SB, BC, PN, SN, BN	\$ 650
Group 3 - PG, BG, SG	\$ 850

HYDRO BLANKET | BLA.HEA-X

2 Zones	\$ 1,830
3 Zones	\$ 2,290
4 Zones	\$ 2,555

HYDRO COAT HYC.COA	\$ 325
-----------------------------	--------

HYDRO EXPRESS 69.104-HYD.EXP	NET \$ 265
---------------------------------------	------------

HYDROZONE	INCLUDED ON THERMAL AIR
------------------	-------------------------

ISLAND TUB DRAIN | ITD.XXX

ABS, PVC ITD.ABS ITD.PVC	\$ 365
Cast Iron ITD.CST	\$ 440

LED TEMP. READOUT KEYPAD LED.UPG	\$ 530
---	--------

Upgrade only, must have a keypad controlled system to purchase.

LIGHTING LED Bath Light Chromotherapy System LIG.LED	\$ 830
---	--------

REMOTE CONTROL REM.CON	\$ 760
---------------------------------	--------

Must have thermal air system to purchase

WASTE & OVERFLOW

Integral W/O (Std. round) IWO.XX	INCLUDED
WHI, BIS, PC, PB, PN, BC, BB, BN, SC, SB, SN, ORB, PE	No Charge
Gold Finish Upgrade (PG, BG)	\$ 855

Linear Integral W/O LWO-XXX	NO CHARGE UPGRADE
--------------------------------------	-------------------

DEANNA

60"L x 36"W x 22"D

60"L x 40"W x 22"D

Includes armrests



MODEL / PRICING

DEA6036ATO	Tub Only	\$ 2,990
DEA6036AWP	Whirlpool (6)	\$ 6,090
DEA6036ATA	Thermal Air	\$ 6,655
DEA6036ACO	Combo System	\$ 8,650

DEA6040ATO	Tub Only	\$ 3,070
DEA6040AWP	Whirlpool (6)	\$ 6,375
DEA6040ATA	Thermal Air	\$ 6,765
DEA6040ACO	Combo System	\$ 8,895

COLORS *Additional lead time is required for premium colors*

ACRYLIC BATHTUB COLORS

Standard Colors: Bone White Biscuit	Included
Premium Colors: Black Sterling Silver	\$ 460
Matte Finish:	NET \$ 485

BACK MASSEUSE SYSTEMS *Additional finishes on page 15*

System I - Manual Control (WP/CO) BAC.MA1-XXX	\$ 905
System II - Electronic Control (WP/CO) BAC.MA2-XXX	\$ 1,825
System III - Electronic Control (TA) BAC.MA3-XXX	\$ 2,890

COLD PLUNGE CLD.PL	\$ 9,990
-----------------------------	----------

EXPORT CRATE FRT.EXPCRT	NET \$ 145
----------------------------------	------------

EXTRA HIGH DENSITY HI.DEN	\$ 705
------------------------------------	--------

GRAB BARS (Pair) *Additional finishes on page 15*

Standard Grab Bars GRA.BAR-XXX (Group 1 - PC or PB)	\$ 470
Universal Grab Bars UGB-XXX (Group 1 - PC or PB)	\$ 505

HYDRO BLANKET | BLA.HEA-X

2 Zones	\$ 1,830	4 Zones	\$ 2,555
3 Zones	\$ 2,290	5 Zones	\$ 2,885

HYDRO COAT HYC.COA	\$ 325
-----------------------------	--------

HYDRO EXPRESS 69.104-HYD.EXP	NET \$ 145
---------------------------------------	------------

HYDRO FUSION

Hydro Fusion (Tub Only) 29.102	\$ 1,000
Hydro Fusion with Ozone (Tub Only) 29.103	\$ 1,355
Hydro Fusion (TA, Whirlpool, Combo) 29.107	\$ 1,510

HYDRO INDULGE HYD.IND	\$ 3,535
--------------------------------	----------

HYDROZONE UV COMBO SYSTEM | OZUV.XXX

Whirlpool and Combo Systems only	
110 V OZUV.110	\$ 1,170
220 V OZUV.220	\$ 1,170

INLINE HEATER *Whirlpool and Combo Systems only*

<i>No dedicated GFI required for 6 amp models.</i>	
12.50 Amps 1.5 KW - 110V 27.100	\$ 815
6.00 Amps 0.75 KW 27.103	\$ 730

JETS *Additional finishes on page 16*

Additional Jumbo or Rotating Jet (JET.JJ-XX JET.JR-XX)	
Group 1 - PC or PB	\$ 245
Additional Standard or Swirling Jet (JET.STD-XX JET.SWI-XX)	
Group 1 - PC or PB	\$ 235
Jumbo Jet Upgrade JUP.JJ-XX	\$ 105
Rotating Jet Upgrade JUP.JR-XX	\$ 105
Swirling Jet Upgrade JUP.SWI-XX	\$ 65
Micro Therapy Jet MTJ.XXX (BIS, BLA, BON, SIL, WHI)	\$ 190
Custom Jet Locations 69.116-CUS.JET	No Charge
<i>(Must include drawing of locations)</i>	

JET PLATING *For jet plating options go to page 16*

LED TEMP. READOUT KEYPAD LED.UPG	\$ 530
---	--------

Upgrade only, must have a keypad controlled system to purchase.

LIGHTING LED Bath Light Chromotherapy System LIG.LED	\$ 830
---	--------

LOW WATER PROTECTION (Includes 30 minute timer)

110V LOW.WAT-110	\$ 425
220V LOW.WAT-220	\$ 460

NECK MASSEUSE JET PILLOW PIL.NEC-XX	\$ 855
--	--------

Available in black, bone and white.

PADDED HEADREST PILLOW 41.128 (Black only)	\$ 145
---	--------

PUMPS Custom Pump Locations 69.116-CUS.PMP	No Charge
---	-----------

REMOTE CONTROL REM.CON	\$ 760
---------------------------------	--------

Must have system to purchase

WASTE & OVERFLOW WOV.XX	INCLUDED
--------------------------------------	----------

Integral W/O (Std. round) IWO.XX	\$ 365
Linear Integral W/O LWO-XXX	\$ 365

Additional finishes on page 17

DEBRA

72"L x 42"W x 21"D

Includes armrests



MODEL / PRICING

DEB7242ATO	Tub Only	\$ 3,145	DEB7242ATA	Thermal Air	\$ 7,465
DEB7242AWP	Whirlpool (8)	\$ 7,935	DEB7242ACO	Combo System	\$ 9,845

COLORS *Additional lead time is required for premium colors*

ACRYLIC BATHTUB COLORS

Standard Colors: Bone White Biscuit	Included
Premium Colors: Black Sterling Silver	\$ 460
Matte Finish:	NET \$ 485

BACK MASSEUSE SYSTEMS *Additional finishes on page 15*

System I - Manual Control (WP/CO) BAC.MA1-XXX	\$ 905
System II - Electronic Control (WP/CO) BAC.MA2-XXX	\$ 1,825
System III - Electronic Control (TA) BAC.MA3-XXX	\$ 2,890

COLD PLUNGE CLD.PL	\$ 9,990
-----------------------------	----------

EXPORT CRATE FRT.EXPCRT	NET \$ 145
----------------------------------	------------

EXTRA HIGH DENSITY HI.DEN	\$ 705
------------------------------------	--------

GRAB BARS (Pair) *Additional finishes on page 15*

Standard Grab Bars GRA.BAR-XXX (Group 1 - PC or PB)	\$ 470
Universal Grab Bars UGB-XXX (Group 1 - PC or PB)	\$ 505

HYDRO BLANKET | BLA.HEA-X

2 Zones	\$ 1,830
3 Zones	\$ 2,290
4 Zones	\$ 2,555

HYDRO COAT HYC.COA	\$ 325
-----------------------------	--------

HYDRO EXPRESS 69.104-HYD.EXP	NET \$ 145
---------------------------------------	------------

HYDRO FUSION

Hydro Fusion (Tub Only) 29.102	\$ 1,000
Hydro Fusion with Ozone (Tub Only) 29.103	\$ 1,355
Hydro Fusion (TA, Whirlpool, Combo) 29.107	\$ 1,510

HYDRO INDULGE HYD.IND	\$ 3,535
--------------------------------	----------

HYDROZONE UV COMBO SYSTEM | OZUV.XXX

Whirlpool and Combo Systems only	
110 V OZUV.110	\$ 1,170
220 V OZUV.220	\$ 1,170

INLINE HEATER *Whirlpool and Combo Systems only**No dedicated GFI required for 6 amp models.*

12.50 Amps 1.5 KW - 110V 27.100	\$ 815
6.00 Amps 0.75 KW 27.103	\$ 730

JETS *Additional finishes on page 16*

Additional Jumbo or Rotating Jet (JET.JJ-XX JET.JR-XX)	
Group 1 - PC or PB	\$ 245
Additional Standard or Swirling Jet (JET.STD-XX JET.SWI-XX)	
Group 1 - PC or PB	\$ 235
Jumbo Jet Upgrade JUP.JJ-XX	\$ 105
Rotating Jet Upgrade JUP.JR-XX	\$ 105
Swirling Jet Upgrade JUP.SWI-XX	\$ 65
Micro Therapy Jet MTJ.XXX (BIS, BLA, BON, SIL, WHI)	\$ 190
Custom Jet Locations 69.116-CUS.JET	No Charge

(Must include drawing of locations)

JET PLATING *For jet plating options go to page 16*

LED TEMP. READOUT KEYPAD LED.UPG	\$ 530
---	--------

Upgrade only, must have a keypad controlled system to purchase.

LIGHTING LED Bath Light Chromotherapy System LIG.LED	\$ 830
---	--------

LOW WATER PROTECTION (Includes 30 minute timer)

110V LOW.WAT-110	\$ 425
220V LOW.WAT-220	\$ 460

NECK MASSEUSE JET PILLOW PIL.NEC-XX	\$ 855
--	--------

Available in black, bone and white.

PADDED HEADREST PILLOW 41.128 (Black only)	\$ 145
---	--------

PUMPS Custom Pump Locations 69.116-CUS.PMP	No Charge
---	-----------

REMOTE CONTROL REM.CON	\$ 760
---------------------------------	--------

Must have system to purchase

TILE FLANGES FLA.MO-X	\$ 210
--------------------------------	--------

WASTE & OVERFLOW WOV.XX	INCLUDED
--------------------------------------	----------

Integral W/O (Std. round) IWO.XX	\$ 365
---	--------

Linear Integral W/O LWO-XXX	\$ 365
--------------------------------------	--------

Additional finishes on page 17

DOMINGO

66"L x 36"W x 24"D - side-center drain
 70"L x 36"W x 24"D - side-center drain
 W/O Included
 Foam fill sound insulator included
 Includes lumbar support
 Remote blower required for Thermal Air system



MODEL / PRICING

MDM6636ATO Tub Only	\$ 8,140	MDM7036ATO Tub Only	\$ 8,815
MDM6636ATA Thermal Air	\$ 12,040	MDM7036ATA Thermal Air	\$ 12,820

COLORS *Additional lead time is required for premium colors*

ACRYLIC BATHTUB COLORS

Standard Colors: Bone | White | Biscuit Included
Premium Colors: Black | Sterling Silver \$ 1,295

SURFACES (outside only)

Metallic: Polished Nickel [PN] \$ 17,595
 MODEL/METAL/COLOR (XXX.XXX.XXX)

COLD PLUNGE | CLD.PL \$ 9,990

EXPORT CRATE | FRT.EXPCRT NET \$ 145

GRAB BARS (Pair)

Standard Grab Bars | GRA.BAR-XXX
 Group 1 - PC or PB \$ 470
 Group 2 - AB, BB, SB, BC, PN, SN, BN \$ 610
 Group 3 - PG, BG, SG \$ 825

Universal Grab Bars | UGB-XXX

Group 1 - PC or PB \$ 505
 Group 2 - AB, BB, SB, BC, PN, SN, BN \$ 650
 Group 3 - PG, BG, SG \$ 850

HYDRO BLANKET | BLA.HEA-X

2 Zones \$ 1,830
 3 Zones \$ 2,290
 4 Zones \$ 2,555

HYDRO COAT | HYC.COA \$ 325

HYDRO EXPRESS | 69.104-HYD.EXP NET \$ 265

HYDROZONE INCLUDED ON THERMAL AIR

ISLAND TUB DRAIN | ITD.XXX

ABS, PVC | ITD.ABS | ITD.PVC \$ 365
 Cast Iron | ITD.CST \$ 440

LED TEMP. READOUT KEYPAD | LED.UPG \$ 530

Upgrade only, must have a keypad controlled system to purchase.

LIGHTING LED Bath Light Chromotherapy System | LIG.LED \$ 830

REMOTE CONTROL | REM.CON \$ 760

Must have thermal air system to purchase

WASTE & OVERFLOW

Integral W/O (Std. round) | IWO.XX INCLUDED
 WHI, BIS, PC, PB, PN, BC, BB, BN, SC, SB, SN, ORB, PE No Charge
 Gold Finish Upgrade (PG, BG) \$ 855

Linear Integral W/O | LWO-XXX NO CHARGE UPGRADE

DONATELLO

66" L x 36" W x 24" D - side-center drain
 70" L x 36" W x 24" D - side-center drain
 W/O Included
 Foam fill sound insulator included
 Includes lumbar support
 Remote blower required for Thermal Air system



MODEL / PRICING

MDO6636ATO	Tub Only	\$ 12,220	MDO7036ATO	Tub Only	\$ 12,490
MDO6636ATA	Thermal Air	\$ 15,745	MDO7036ATA	Thermal Air	\$ 15,905

COLORS *Additional lead time is required for premium colors*

ACRYLIC BATHTUB COLORS

Standard Colors: Bone | White | Biscuit Included
Premium Colors: Black | Sterling Silver \$ 1,295

SURFACES (outside only)

Metallic: Polished Nickel [PN] \$ 17,595
 MODEL/METAL/COLOR (XXX.XXX.XXX)

COLD PLUNGE | CLD.PL \$ 9,990

EXPORT CRATE | FRT.EXPCRT NET \$ 145

GRAB BARS (Pair)

Standard Grab Bars | GRA.BAR-XXX
 Group 1 - PC or PB \$ 470
 Group 2 - AB, BB, SB, BC, PN, SN, BN \$ 610
 Group 3 - PG, BG, SG \$ 825

Universal Grab Bars | UGB-XXX
 Group 1 - PC or PB \$ 505
 Group 2 - AB, BB, SB, BC, PN, SN, BN \$ 650
 Group 3 - PG, BG, SG \$ 850

HYDRO BLANKET | BLA.HEA-X

2 Zones \$ 1,830
 3 Zones \$ 2,290
 4 Zones \$ 2,555

HYDRO COAT | HYC.COA \$ 325

HYDRO EXPRESS | 69.104-HYD.EXP NET \$ 265

HYDROZONE INCLUDED ON THERMAL AIR

ISLAND TUB DRAIN | ITD.XXX

ABS, PVC | ITD.ABS | ITD.PVC \$ 365
 Cast Iron | ITD.CST \$ 440

LED TEMP. READOUT KEYPAD | LED.UPG \$ 530

Upgrade only, must have a keypad controlled system to purchase.

LIGHTING LED Bath Light Chromotherapy System | LIG.LED \$ 830

REMOTE CONTROL | REM.CON \$ 760

Must have thermal air system to purchase

WASTE & OVERFLOW

Integral W/O (Std. round) | IWO.XX INCLUDED
 WHI, BIS, PC, PB, PN, BC, BB, BN, SC, SB, SN, ORB, PE No Charge
 Gold Finish Upgrade (PG, BG) \$ 855

Linear Integral W/O | LWO-XXX NO CHARGE UPGRADE

DUO

60" L x 48" W x 18" D
 66" L x 42" W x 19" D
 66" L x 48" W x 19" D
 72" L x 48" W x 19" D
 All models include armrests & pillow



MODEL / PRICING

DUO6048ATO Tub Only	\$ 2,800	DUO6642ATA Thermal Air	\$ 6,340	DUO7248ATO Tub Only	\$ 3,095
DUO6048AWP Whirlpool (6)	\$ 6,385	DUO6642ACO Combo System	\$ 9,070	DUO7248AWP Whirlpool (8)	\$ 6,705
DUO6048ATA Thermal Air	\$ 6,555	DUO6648ATO Tub Only	\$ 2,900	DUO7248ATA Thermal Air	\$ 6,805
DUO6048ACO Combo System	\$ 8,915	DUO6648AWP Whirlpool (8)	\$ 6,615	DUO7248ACO Combo System	\$ 9,230
DUO6642ATO Tub Only	\$ 2,870	DUO6648ATA Thermal Air	\$ 6,610		
DUO6642AWP Whirlpool (8)	\$ 6,540	DUO6648ACO Combo System	\$ 9,145		

COLORS *Additional lead time is required for premium colors*

ACRYLIC BATHTUB COLORS

Standard Colors: Bone White Biscuit	Included
Premium Colors: Black Sterling Silver	\$ 460
Matte Finish:	NET \$ 485

BACK MASSEUSE SYSTEMS *Additional finishes on page 15*

System I - Manual Control (WP/CO) BAC.MA1-XXX	\$ 905
System II - Electronic Control (WP/CO) BAC.MA2-XXX	\$ 1,825
System III - Electronic Control (TA) BAC.MA3-XXX	\$ 2,890

COLD PLUNGE CLD.PL	\$ 9,990
-----------------------------	----------

EXPORT CRATE FRT.EXPCRT	NET \$ 145
----------------------------------	------------

EXTRA HIGH DENSITY HI.DEN	\$ 705
------------------------------------	--------

GRAB BARS (Pair) *Additional finishes on page 15*

Standard Grab Bars GRA.BAR-XXX (Group 1 - PC or PB)	\$ 470
Universal Grab Bars UGB-XXX (Group 1 - PC or PB)	\$ 505

HYDRO BLANKET | BLA.HEA-X

2 Zones	\$ 1,830	4 Zones	\$ 2,555
3 Zones	\$ 2,290	5 Zones	\$ 2,885

HYDRO COAT HYC.COA	\$ 325
-----------------------------	--------

HYDRO EXPRESS 69.104-HYD.EXP	NET \$ 145
---------------------------------------	------------

HYDRO FUSION

Hydro Fusion (Tub Only) 29.102	\$ 1,000
Hydro Fusion with Ozone (Tub Only) 29.103	\$ 1,355
Hydro Fusion (TA, Whirlpool, Combo) 29.107	\$ 1,510

HYDRO INDULGE HYD.IND	\$ 3,535
--------------------------------	----------

HYDROZONE UV COMBO SYSTEM | OZUV.XXX

Whirlpool and Combo Systems only	
110 V OZUV.110	\$ 1,170
220 V OZUV.220	\$ 1,170

INLINE HEATER *Whirlpool and Combo Systems only*

<i>No dedicated GFI required for 6 amp models.</i>	
12.50 Amps 1.5 KW - 110V 27.100	\$ 815
6.00 Amps 0.75 KW 27.103	\$ 730

JETS *Additional finishes on page 16*

Additional Jumbo or Rotating Jet (JET.JJ-XX JET.JR-XX)	
Group 1 - PC or PB	\$ 245
Additional Standard or Swirling Jet (JET.STD-XX JET.SWI-XX)	
Group 1 - PC or PB	\$ 235
Jumbo Jet Upgrade JUP.JJ-XX	\$ 105
Rotating Jet Upgrade JUP.JR-XX	\$ 105
Swirling Jet Upgrade JUP.SWI-XX	\$ 65
Micro Therapy Jet MTJ.XXX (BIS, BLA, BON, SIL, WHI)	\$ 190
Custom Jet Locations 69.116-CUS.JET	No Charge
<i>(Must include drawing of locations)</i>	

JET PLATING *For jet plating options go to page 16*

LED TEMP. READOUT KEYPAD LED.UPG	\$ 530
---	--------

Upgrade only, must have a keypad controlled system to purchase.

LIGHTING LED Bath Light Chromotherapy System LIG.LED	\$ 830
---	--------

LOW WATER PROTECTION (Includes 30 minute timer)

110V LOW.WAT-110	\$ 425
220V LOW.WAT-220	\$ 460

MICRO MOUNT 69.140MCREDG	\$ 135
-----------------------------------	--------

PUMPS Custom Pump Locations 69.116-CUS.PMP	No Charge
---	-----------

REMOTE CONTROL REM.CON	\$ 760
---------------------------------	--------

Must have system to purchase

SKIRTS *For skirt options go to pages 16-17*

TILE FLANGES FLA.MO-X	\$ 210
--------------------------------	--------

UNDERMOUNT UNDRMT	No Charge
----------------------------	-----------

WASTE & OVERFLOW WOV.XX	INCLUDED
--------------------------------------	----------

EILEEN

74"L x 38"W x 19"D

86"L x 50"W x 19"D - Armrests not available



MODEL / PRICING

EIL7438ATO	Tub Only	\$ 4,035
EIL7438AWP	Whirlpool (8)	\$ 7,990
EIL7438ATA	Thermal Air	\$ 8,005
EIL7438ACO	Combo System	\$ 10,495

EIL8650ATO	Tub Only	\$ 4,915
EIL8650AWP	Whirlpool (10)	\$ 9,070
EIL8650ATA	Thermal Air	\$ 9,090
EIL8650ACO	Combo System	\$ 11,550

COLORS *Additional lead time is required for premium colors*

ACRYLIC BATHTUB COLORS

Standard Colors: Bone White Biscuit	Included
Premium Colors: Black Sterling Silver	\$ 460
Matte Finish:	NET \$ 485

BACK MASSEUSE SYSTEMS *Additional finishes on page 15*

System I - Manual Control (WP/CO) BAC.MA1-XXX	\$ 905
System II - Electronic Control (WP/CO) BAC.MA2-XXX	\$ 1,825
System III - Electronic Control (TA) BAC.MA3-XXX	\$ 2,890

COLD PLUNGE CLD.PL	\$ 9,990
-----------------------------	----------

EXPORT CRATE FRT.EXPCRT	NET \$ 145
----------------------------------	------------

EXTRA HIGH DENSITY HI.DEN	\$ 705
------------------------------------	--------

GRAB BARS (Pair) *Additional finishes on page 15*

Standard Grab Bars GRA.BAR-XXX (Group 1 - PC or PB)	\$ 470
Universal Grab Bars UGB-XXX (Group 1 - PC or PB)	\$ 505

HYDRO BLANKET | BLA.HEA-X

2 Zones	\$ 1,830	4 Zones	\$ 2,555
3 Zones	\$ 2,290	5 Zones	\$ 2,885

HYDRO COAT HYC.COA	\$ 325
-----------------------------	--------

HYDRO EXPRESS 69.104-HYD.EXP	NET \$ 145
---------------------------------------	------------

HYDRO FUSION

Hydro Fusion (Tub Only) 29.102	\$ 1,000
Hydro Fusion with Ozone (Tub Only) 29.103	\$ 1,355
Hydro Fusion (TA, Whirlpool, Combo) 29.107	\$ 1,510

HYDRO INDULGE HYD.IND	\$ 3,535
--------------------------------	----------

HYDROZONE UV COMBO SYSTEM | OZUV.XXX

Whirlpool and Combo Systems only	
110 V OZUV.110	\$ 1,170
220 V OZUV.220	\$ 1,170

INLINE HEATER *Whirlpool and Combo Systems only*

<i>No dedicated GFI required for 6 amp models.</i>	
12.50 Amps 1.5 KW - 110V 27.100	\$ 815
6.00 Amps 0.75 KW 27.103	\$ 730

JETS *Additional finishes on page 16*

Additional Jumbo or Rotating Jet (JET.JJ-XX JET.JR-XX)	
Group 1 - PC or PB	\$ 245
Additional Standard or Swirling Jet (JET.STD-XX JET.SWI-XX)	
Group 1 - PC or PB	\$ 235
Jumbo Jet Upgrade JUP.JJ-XX	\$ 105
Rotating Jet Upgrade JUP.JR-XX	\$ 105
Swirling Jet Upgrade JUP.SWI-XX	\$ 65
Micro Therapy Jet MTJ.XXX (BIS, BLA, BON, SIL, WHI)	\$ 190
Custom Jet Locations 69.116-CUS.JET	No Charge
<i>(Must include drawing of locations)</i>	

JET PLATING *For jet plating options go to page 16*

LED TEMP. READOUT KEYPAD LED.UPG	\$ 530
---	--------

Upgrade only, must have a keypad controlled system to purchase.

LIGHTING LED Bath Light Chromotherapy System LIG.LED	\$ 830
---	--------

LOW WATER PROTECTION (Includes 30 minute timer)

110V LOW.WAT-110	\$ 425	220V LOW.WAT-220	\$ 460
--------------------	--------	--------------------	--------

MICRO MOUNT 69.140MCREDG	\$ 135
-----------------------------------	--------

MOLDED ARMRESTS ARM.MOL-2 (one pair)	\$ 145
---	--------

Some molded armrests add an interior detail line to the bathtub

NECK MASSEUSE JET PILLOW PIL.NEC-XX	\$ 855
<i>Available in black, bone and white.</i>	

PADDED HEADREST PILLOW 41.128 (Black only)	\$ 145
---	--------

PUMPS Custom Pump Locations 69.116-CUS.PMP	No Charge
--	-----------

REMOTE CONTROL REM.CON	\$ 760
---------------------------------	--------

*Must have system to purchase*SKIRTS *For skirt options go to pages 16-17*

TILE FLANGES FLA.MO-X	\$ 210
--------------------------------	--------

UNDERMOUNT UNDRMT	No Charge
----------------------------	-----------

WASTE & OVERFLOW WOV.XX	INCLUDED
--------------------------------------	----------

Integral W/O (Std. round) IWO.XX	\$ 365
---	--------

Linear Integral W/O LWO-XXX	\$ 365
--------------------------------------	--------

Additional finishes on page 17

ELIZABETH

72" L x 40" W x 27" D - center drain
 W/O Included
 Foam fill sound insulator included
 Includes lumbar support
 Remote blower required for Thermal Air system



MODEL / PRICING

ELI7240ATO	Tub Only	\$ 5,695		ELI7240ATA	Thermal Air	\$ 8,915
------------	----------	----------	--	------------	-------------	----------

COLORS *Additional lead time is required for premium colors*

ACRYLIC BATHTUB COLORS

Standard Colors: Bone White Biscuit	Included
Premium Colors: Black Sterling Silver	\$ 1,295
Matte Finish:	\$ 2,520
Dual Color Option:	\$ 2,280
MODEL/COLOR1/COLOR2 (XXX.XXX.XXX)	

SURFACES (outside only)

Metallic: Polished Nickel [PN]	\$ 17,595
MODEL/METAL/COLOR (XXX.XXX.XXX)	

COLD PLUNGE CLD.PL	\$ 9,990
-----------------------------	----------

EXPORT CRATE FRT.EXPCRT	NET \$ 145
----------------------------------	------------

EXTRA HIGH DENSITY HI.DEN	\$ 705
------------------------------------	--------

GRAB BARS (Pair)

Standard Grab Bars GRA.BAR-XXX	
Group 1 - PC or PB	\$ 470
Group 2 - AB, BB, SB, BC, PN, SN, BN	\$ 610
Group 3 - PG, BG, SG	\$ 825

Universal Grab Bars | UGB-XXX

Group 1 - PC or PB	\$ 505
Group 2 - AB, BB, SB, BC, PN, SN, BN	\$ 650
Group 3 - PG, BG, SG	\$ 850

HEATED BACKREST	INCLUDED ON THERMAL AIR
------------------------	-------------------------

HYDRO BLANKET | BLA.HEA-X

2 Zones	\$ 1,830
3 Zones	\$ 2,290
4 Zones	\$ 2,555
5 Zones (with 2 controls)	\$ 2,885

HYDRO COAT HYC.COA	\$ 325
-----------------------------	--------

HYDRO EXPRESS 69.104-HYD.EXP	NET \$ 265
---------------------------------------	------------

HYDROZONE	INCLUDED ON THERMAL AIR
------------------	-------------------------

ISLAND TUB DRAIN | ITD.XXX

ABS, PVC ITD.ABS ITD.PVC	\$ 365
Cast Iron ITD.CST	\$ 440

LED TEMP. READOUT KEYPAD LED.UPG	\$ 530
---	--------

Upgrade only, must have a keypad controlled system to purchase.

LIGHTING LED Bath Light Chromatherapy System LIG.LED	\$ 830
---	--------

MOLDED ARMRESTS

Some molded armrests add an interior detail line to the bathtub

2 Armrests (one pair) ARM.MOL-2	\$ 145
4 Armrests (two pairs) ARM.MOL-4	\$ 290

PADDED HEADREST PILLOW 41.128 (Black only)	\$ 145
---	--------

REMOTE CONTROL REM.CON	\$ 760
---------------------------------	--------

Must have thermal air system to purchase

WASTE & OVERFLOW

Integral W/O (Std. round) IWO.XX	INCLUDED
WHI, BIS, PC, PB, PN, BC, BB, BN, SC, SB, SN, ORB, PE	No Charge
Gold Finish Upgrade (PG, BG)	\$ 855

Linear Integral W/O LWO-XXX	NO CHARGE UPGRADE
--------------------------------------	-------------------

ELLE

66" L x 32" W x 19" D

72" L x 36" W x 19" D

Available as freestanding model, see Estee page 44



MODEL / PRICING

ELL6632ATO	Tub Only	\$ 3,970
ELL6632AWP	Whirlpool (6)	\$ 6,915
ELL6632ATA	Thermal Air	\$ 7,105
ELL6632ACO	Combo System	\$ 8,915

ELL7236ATO	Tub Only	\$ 4,415
ELL7236AWP	Whirlpool (6)	\$ 7,450
ELL7236ATA	Thermal Air	\$ 7,470
ELL7236ACO	Combo System	\$ 9,370

COLORS *Additional lead time is required for premium colors*

ACRYLIC BATHTUB COLORS

Standard Colors: Bone White Biscuit	Included
Premium Colors: Black Sterling Silver	\$ 460
Matte Finish:	NET \$ 485

BACK MASSEUSE SYSTEMS *Additional finishes on page 15*

System I - Manual Control (WP/CO) BAC.MA1-XXX	\$ 905
System II - Electronic Control (WP/CO) BAC.MA2-XXX	\$ 1,825
System III - Electronic Control (TA) BAC.MA3-XXX	\$ 2,890

COLD PLUNGE CLD.PL	\$ 9,990
-----------------------------	----------

EXPORT CRATE FRT.EXPCRT	NET \$ 145
----------------------------------	------------

EXTRA HIGH DENSITY HI.DEN	\$ 705
------------------------------------	--------

GRAB BARS (Pair) *Additional finishes on page 15*

Standard Grab Bars GRA.BAR-XXX (Group 1 - PC or PB)	\$ 470
Universal Grab Bars UGB-XXX (Group 1 - PC or PB)	\$ 505

HYDRO BLANKET | BLA.HEA-X

2 Zones: \$ 1,830	3 Zones: \$ 2,290	4 Zones: \$ 2,555
-------------------	-------------------	-------------------

HYDRO COAT HYC.COA	\$ 325
-----------------------------	--------

HYDRO EXPRESS 69.104-HYD.EXP	NET \$ 145
---------------------------------------	------------

HYDRO FUSION

Hydro Fusion (Tub Only) 29.102	\$ 1,000
Hydro Fusion with Ozone (Tub Only) 29.103	\$ 1,355
Hydro Fusion (TA, Whirlpool, Combo) 29.107	\$ 1,510

HYDRO INDULGE HYD.IND	\$ 3,535
--------------------------------	----------

HYDROZONE UV COMBO SYSTEM | OZUV.XXX

Whirlpool and Combo Systems only	
110 V OZUV.110	\$ 1,170
220 V OZUV.220	\$ 1,170

INLINE HEATER *Whirlpool and Combo Systems only*

No dedicated GFI required for 6 amp models.

12.50 Amps 1.5 KW - 110V 27.100	\$ 815
6.00 Amps 0.75 KW 27.103	\$ 730

JETS *Additional finishes on page 16*

Additional Jumbo or Rotating Jet (JET.JJ-XX JET.JR-XX)	
Group 1 - PC or PB	\$ 245
Additional Standard or Swirling Jet (JET.STD-XX JET.SWI-XX)	
Group 1 - PC or PB	\$ 235
Jumbo Jet Upgrade JUP.JJ-XX	\$ 105
Rotating Jet Upgrade JUP.JR-XX	\$ 105
Swirling Jet Upgrade JUP.SWI-XX	\$ 65
Micro Therapy Jet MTJ.XXX (BIS, BLA, BON, SIL, WHI)	\$ 190
Custom Jet Locations 69.116-CUS.JET	No Charge
<i>(Must include drawing of locations)</i>	

JET PLATING *For jet plating options go to page 16*

LED TEMP. READOUT KEYPAD LED.UPG	\$ 530
---	--------

Upgrade only, must have a keypad controlled system to purchase.

LIGHTING LED Bath Light Chromotherapy System LIG.LED	\$ 830
---	--------

LOW WATER PROTECTION (Includes 30 minute timer)

110V LOW.WAT-110	\$ 425	220V LOW.WAT-220	\$ 460
--------------------	--------	--------------------	--------

MICRO MOUNT 69.140MCREDG	\$ 135
-----------------------------------	--------

MOLDED ARMRESTS ARM.MOL-2 (one pair)	\$ 145
---	--------

Some molded armrests add an interior detail line to the bathtub

NECK MASSEUSE JET PILLOW PIL.NEC-XX	\$ 855
--	--------

Available in black, bone and white.

PADDED HEADREST PILLOW 41.128 (Black only)	\$ 145
---	--------

PUMPS Custom Pump Locations 69.116-CUS.PMP	No Charge
---	-----------

REMOTE CONTROL REM.CON	\$ 760
---------------------------------	--------

*Must have system to purchase*SKIRTS *For skirt options go to pages 16-17*

TILE FLANGES FLA.MO-X	\$ 210
--------------------------------	--------

UNDERMOUNT UNDRMT	No Charge
----------------------------	-----------

WASTE & OVERFLOW WOV.XX	INCLUDED
--------------------------------------	----------

Integral W/O (Std. round) IWO.XX	\$ 365
---	--------

Linear Integral W/O LWO-XXX	\$ 365
--------------------------------------	--------

Additional finishes on page 17

EMMA

66" L x 42" W x 22" D



MODEL / PRICING

EMM6642ATO Tub Only	\$ 3,145	EMM6642ATA Thermal Air	\$ 7,405
EMM6642AWP Whirlpool (8)	\$ 7,460	EMM6642ACO Combo System	\$ 9,880

COLORS *Additional lead time is required for premium colors*

ACRYLIC BATHTUB COLORS

Standard Colors: Bone White Biscuit	Included
Premium Colors: Black Sterling Silver	\$ 460
Matte Finish:	NET \$ 485

BACK MASSEUSE SYSTEMS *Additional finishes on page 15*

System I - Manual Control (WP/CO) BAC.MA1-XXX	\$ 905
System II - Electronic Control (WP/CO) BAC.MA2-XXX	\$ 1,825
System III - Electronic Control (TA) BAC.MA3-XXX	\$ 2,890

COLD PLUNGE | CLD.PL \$ 9,990

EXPORT CRATE | FRT.EXPCRT NET \$ 145

EXTRA HIGH DENSITY | HI.DEN \$ 705

GRAB BARS (Pair) *Additional finishes on page 15*

Standard Grab Bars GRA.BAR-XXX (Group 1 - PC or PB)	\$ 470
Universal Grab Bars UGB-XXX (Group 1 - PC or PB)	\$ 505

HYDRO BLANKET | BLA.HEA-X

2 Zones	\$ 1,830	4 Zones	\$ 2,555
3 Zones	\$ 2,290	5 Zones	\$ 2,885

HYDRO COAT | HYC.COA \$ 325

HYDRO EXPRESS | 69.104-HYD.EXP NET \$ 145

HYDRO FUSION

Hydro Fusion (Tub Only) 29.102	\$ 1,000
Hydro Fusion with Ozone (Tub Only) 29.103	\$ 1,355
Hydro Fusion (TA, Whirlpool, Combo) 29.107	\$ 1,510

HYDRO INDULGE | HYD.IND \$ 3,535

HYDROZONE UV COMBO SYSTEM | OZUV.XXX

Whirlpool and Combo Systems only	
110 V OZUV.110	\$ 1,170
220 V OZUV.220	\$ 1,170

INLINE HEATER *Whirlpool and Combo Systems only*

<i>No dedicated GFI required for 6 amp models.</i>	
12.50 Amps 1.5 KW - 110V 27.100	\$ 815
6.00 Amps 0.75 KW 27.103	\$ 730

JETS *Additional finishes on page 16*

Additional Jumbo or Rotating Jet (JET.JJ-XX JET.JR-XX)	
Group 1 - PC or PB	\$ 245
Additional Standard or Swirling Jet (JET.STD-XX JET.SWI-XX)	
Group 1 - PC or PB	\$ 235
Jumbo Jet Upgrade JUP.JJ-XX	\$ 105
Rotating Jet Upgrade JUP.JR-XX	\$ 105
Swirling Jet Upgrade JUP.SWI-XX	\$ 65
Micro Therapy Jet MTJ.XXX (BIS, BLA, BON, SIL, WHI)	\$ 190
Custom Jet Locations 69.116-CUS.JET	No Charge
<i>(Must include drawing of locations)</i>	

JET PLATING *For jet plating options go to page 16*

LED TEMP. READOUT KEYPAD | LED.UPG \$ 530

Upgrade only, must have a keypad controlled system to purchase.

LIGHTING LED Bath Light Chromotherapy System | LIG.LED \$ 830

LOW WATER PROTECTION (Includes 30 minute timer)

110V LOW.WAT-110	\$ 425
220V LOW.WAT-220	\$ 460

MOLDED ARMRESTS

Some molded armrests add an interior detail line to the bathtub

2 Armrests (one pair) ARM.MOL-2	\$ 145
-----------------------------------	--------

NECK MASSEUSE JET PILLOW | PIL.NEC-XX \$ 855

Available in black, bone and white.

PADDED HEADREST PILLOW | 41.128 (Black only) \$ 145

PUMPS **Custom Pump Locations** | 69.116-CUS.PMP No Charge

REMOTE CONTROL | REM.CON \$ 760

Must have system to purchase

SKIRTS *For skirt options go to pages 16-17*

WASTE & OVERFLOW | WOV.XX INCLUDED

Integral W/O (Std. round) IWO.XX	\$ 365
Linear Integral W/O LWO-XXX	\$ 365

Additional finishes on page 17

ENTRÉ - with flange

60" L x 32" W x 18" D Left Hand (shown)

66" L x 32" W x 18" D

Includes armrests

Specify RH or LH Drain

Gel coat model



MODEL / PRICING

ENT6032GTO	Tub Only	\$ 2,300
ENT6032GWP	Whirlpool (6)	\$ 5,660
ENT6032GTA	Thermal Air	\$ 5,660
ENT6032GCO	Combo System	\$ 8,195

ENT6632GTO	Tub Only	\$ 2,340
ENT6632GWP	Whirlpool (6)	\$ 5,755
ENT6632GTA	Thermal Air	\$ 5,840
ENT6632GCO	Combo System	\$ 8,300

COLORS *Additional lead time is required for premium colors*

GEL COAT BATHTUB COLORS

Standard Colors: Almond | Bone | White | Biscuit Included

Color matching (colors match all manufacturers' fixture colors) \$ 525

BACK MASSEUSE SYSTEMS *Additional finishes on page 15*

System I - Manual Control (WP/CO) | BAC.MA1-XXX \$ 905

System II - Electronic Control (WP/CO) | BAC.MA2-XXX \$ 1,825

System III - Electronic Control (TA) | BAC.MA3-XXX \$ 2,890

COLD PLUNGE | CLD.PL \$ 9,990

EXPORT CRATE | FRT.EXPCRT NET \$ 145

EXTRA HIGH DENSITY | HI.DEN \$ 705

GRAB BARS (Pair) *Additional finishes on page 15*

Standard Grab Bars | GRA.BAR-XXX (Group 1 - PC or PB) \$ 470

Universal Grab Bars | UGB-XXX (Group 1 - PC or PB) \$ 505

HYDRO BLANKET | BLA.HEA-X

2 Zones \$ 1,830 4 Zones \$ 2,555

3 Zones \$ 2,290 5 Zones \$ 2,885

HYDRO COAT | HYC.COA \$ 325

HYDRO EXPRESS | 69.104-HYD.EXP NET \$ 145

HYDRO FUSION

Hydro Fusion (Tub Only) | 29.102 \$ 1,000

Hydro Fusion with Ozone (Tub Only) | 29.103 \$ 1,355

Hydro Fusion (TA, Whirlpool, Combo) | 29.107 \$ 1,510

HYDRO INDULGE | HYD.IND \$ 3,535

HYDROZONE UV COMBO SYSTEM | OZUV.XXX

Whirlpool and Combo Systems only

110 V | OZUV.110 \$ 1,170

220 V | OZUV.220 \$ 1,170

INLINE HEATER *Whirlpool and Combo Systems only*

No dedicated GFI required for 6 amp models.

12.50 Amps 1.5 KW - 110V | 27.100 \$ 815

6.00 Amps 0.75 KW | 27.103 \$ 730

JETS *Additional finishes on page 16*

Additional Jumbo or Rotating Jet (JET.JJ-XX | JET.JR-XX)

Group 1 - PC or PB \$ 245

Additional Standard or Swirling Jet (JET.STD-XX | JET.SWI-XX)

Group 1 - PC or PB \$ 235

Jumbo Jet Upgrade | JUP.JJ-XX \$ 105

Rotating Jet Upgrade | JUP.JR-XX \$ 105

Swirling Jet Upgrade | JUP.SWI-XX \$ 65

Micro Therapy Jet | MTJ.XXX (BIS, BLA, BON, SIL, WHI) \$ 190

Custom Jet Locations | 69.116-CUS.JET No Charge

(Must include drawing of locations)

JET PLATING *For jet plating options go to page 16*

LED TEMP. READOUT KEYPAD | LED.UPG \$ 530

Upgrade only, must have a keypad controlled system to purchase.

LIGHTING LED Bath Light Chromotherapy System | LIG.LED \$ 830

LOW WATER PROTECTION (Includes 30 minute timer)

110V | LOW.WAT-110 \$ 425

220V | LOW.WAT-220 \$ 460

MICRO MOUNT | 69.140MCREDG \$ 135

NECK MASSEUSE JET PILLOW | PIL.NEC-XX \$ 855

Available in black, bone and white.

PADDED HEADREST PILLOW | 41.128 (Black only) \$ 145

PUMPS **Custom Pump Locations** | 69.116-CUS.PMP No Charge

REMOTE CONTROL | REM.CON \$ 760

Must have system to purchase

SKIRTS *For skirt options go to pages 16-17*

WASTE & OVERFLOW | WOV.XX INCLUDED

Integral W/O (Std. round) | IWO.XX \$ 365

Linear Integral W/O | LWO-XXX \$ 365

Additional finishes on page 17

ERICA

60" L x 60" W x 24" D
Includes armrests



MODEL / PRICING

ERI6060ATO	Tub Only	\$ 3,590	ERI6060ATA	Thermal Air	\$ 7,225
ERI6060AWP	Whirlpool (6)	\$ 6,715	ERI6060ACO	Combo System	\$ 9,590

COLORS *Additional lead time is required for premium colors*

ACRYLIC BATHTUB COLORS

Standard Colors: Bone White Biscuit	Included
Premium Colors: Black Sterling Silver	\$ 460
Matte Finish:	NET \$ 485

BACK MASSEUSE SYSTEMS *Additional finishes on page 15*

System I - Manual Control (WP/CO) BAC.MA1-XXX	\$ 905
System II - Electronic Control (WP/CO) BAC.MA2-XXX	\$ 1,825
System III - Electronic Control (TA) BAC.MA3-XXX	\$ 2,890

COLD PLUNGE CLD.PL	\$ 9,990
-----------------------------	----------

EXPORT CRATE FRT.EXPCRT	NET \$ 145
----------------------------------	------------

EXTRA HIGH DENSITY HI.DEN	\$ 705
------------------------------------	--------

GRAB BARS (Pair) *Additional finishes on page 15*

Standard Grab Bars GRA.BAR-XXX (Group 1 - PC or PB)	\$ 470
Universal Grab Bars UGB-XXX (Group 1 - PC or PB)	\$ 505

HYDRO BLANKET BLA.HEA-X		
2 Zones: \$ 1,830	3 Zones: \$ 2,290	4 Zones: \$ 2,555

HYDRO COAT HYC.COA	\$ 325
-----------------------------	--------

HYDRO EXPRESS 69.104-HYD.EXP	NET \$ 145
---------------------------------------	------------

HYDRO FUSION

Hydro Fusion (Tub Only) 29.102	\$ 1,000
Hydro Fusion with Ozone (Tub Only) 29.103	\$ 1,355
Hydro Fusion (TA, Whirlpool, Combo) 29.107	\$ 1,510

HYDRO INDULGE HYD.IND	\$ 3,535
--------------------------------	----------

HYDROZONE UV COMBO SYSTEM | OZUV.XXX

Whirlpool and Combo Systems only	
110 V OZUV.110	\$ 1,170
220 V OZUV.220	\$ 1,170

INLINE HEATER *Whirlpool and Combo Systems only*

<i>No dedicated GFI required for 6 amp models.</i>	
12.50 Amps 1.5 KW - 110V 27.100	\$ 815
6.00 Amps 0.75 KW 27.103	\$ 730

JETS *Additional finishes on page 16*

Additional Jumbo or Rotating Jet (JET.JJ-XX JET.JR-XX)	
Group 1 - PC or PB	\$ 245
Additional Standard or Swirling Jet (JET.STD-XX JET.SWI-XX)	
Group 1 - PC or PB	\$ 235
Jumbo Jet Upgrade JUP.JJ-XX	\$ 105
Rotating Jet Upgrade JUP.JR-XX	\$ 105
Swirling Jet Upgrade JUP.SWI-XX	\$ 65
Micro Therapy Jet MTJ.XXX (BIS, BLA, BON, SIL, WHI)	\$ 190
Custom Jet Locations 69.116-CUS.JET	No Charge
<i>(Must include drawing of locations)</i>	

JET PLATING *For jet plating options go to page 16*

LED TEMP. READOUT KEYPAD LED.UPG	\$ 530
---	--------

Upgrade only, must have a keypad controlled system to purchase.

LIGHTING LED Bath Light Chromotherapy System LIG.LED	\$ 830
---	--------

LOW WATER PROTECTION (Includes 30 minute timer)

110V LOW.WAT-110	\$ 425
220V LOW.WAT-220	\$ 460

MICRO MOUNT 69.140MCREDG	\$ 135
-----------------------------------	--------

NECK MASSEUSE JET PILLOW PIL.NEC-XX	\$ 855
--	--------

Available in black, bone and white.

PADDED HEADREST PILLOW 41.128 (Black only)	\$ 145
---	--------

PUMPS Custom Pump Locations 69.116-CUS.PMP	No Charge
--	-----------

REMOTE CONTROL REM.CON	\$ 760
---------------------------------	--------

Must have system to purchase

SKIRTS *For skirt options go to pages 16-17*

TILE FLANGES FLA.MO-X	\$ 210
--------------------------------	--------

WASTE & OVERFLOW WOV.XX	INCLUDED
--------------------------------------	----------

Integral W/O (Std. round) IWO.XX	\$ 365
---	--------

Linear Integral W/O LWO-XXX	\$ 365
--------------------------------------	--------

Additional finishes on page 17

ESTEE

66"L x 32"W x 24"D - center drain

72"L x 36"W x 24"D - center drain

W/O Included

Foam fill sound insulator included

Remote blower required for Thermal Air system

Available as drop-in model, see Elle page 40



MODEL / PRICING

EST6632ATO Tub Only \$ 5,555
EST6632ATA Thermal Air \$ 8,590

EST7236ATO Tub Only \$ 5,695
EST7236ATA Thermal Air \$ 8,915

COLORS *Additional lead time is required for premium colors*

ACRYLIC BATHTUB COLORS

Standard Colors: Bone | White | Biscuit Included

Premium Colors: Black | Sterling Silver \$ 1,295

Matte Finish: \$ 2,520

Dual Color Option: \$ 2,280

MODEL/COLOR1/COLOR2 (XXX.XXX.XXX)

SURFACES (outside only)

Metallic: Polished Nickel [PN] \$ 17,595

MODEL/METAL/COLOR (XXX.XXX.XXX)

COLD PLUNGE | CLD.PL \$ 9,990

EXPORT CRATE | FRT.EXPCRT NET \$ 145

EXTRA HIGH DENSITY | HI.DEN \$ 705

GRAB BARS (Pair)

Standard Grab Bars | GRA.BAR-XXX

Group 1 - PC or PB \$ 470

Group 2 - AB, BB, SB, BC, PN, SN, BN \$ 610

Group 3 - PG, BG, SG \$ 825

Universal Grab Bars | UGB-XXX

Group 1 - PC or PB \$ 505

Group 2 - AB, BB, SB, BC, PN, SN, BN \$ 650

Group 3 - PG, BG, SG \$ 850

HEATED BACKREST INCLUDED ON THERMAL AIR

HYDRO BLANKET | BLA.HEA-X

2 Zones \$ 1,830

3 Zones \$ 2,290

4 Zones \$ 2,555

5 Zones (with 2 controls) \$ 2,885

HYDRO COAT | HYC.COA \$ 325

HYDRO EXPRESS | 69.104-HYD.EXP NET \$ 265

HYDROZONE INCLUDED ON THERMAL AIR

ISLAND TUB DRAIN | ITD.XXX

ABS, PVC | ITD.ABS | ITD.PVC \$ 365

Cast Iron | ITD.CST \$ 440

LED TEMP. READOUT KEYPAD | LED.UPG \$ 530

Upgrade only, must have a keypad controlled system to purchase.

LIGHTING LED Bath Light Chromotherapy System | LIG.LED \$ 830

MOLDED ARMRESTS

Some molded armrests add an interior detail line to the bathtub

2 Armrests (one pair) | ARM.MOL-2 \$ 145

4 Armrests (two pairs) | ARM.MOL-4 \$ 290

PADDED HEADREST PILLOW | 41.128 (Black only) \$ 145

REMOTE CONTROL | REM.CON \$ 760

Must have thermal air system to purchase

WASTE & OVERFLOW

Integral W/O (Std. round) | IWO.XX INCLUDED

WHI, BIS, PC, PB, PN, BC, BB, BN, SC, SB, SN, ORB, PE No Charge

Gold Finish Upgrade (PG, BG) \$ 855

Linear Integral W/O | LWO-XXX NO CHARGE UPGRADE

EVANSPORT

60" L x 42" W x 21" D

72" L x 42" W x 21" D

Includes armrests



MODEL / PRICING

EVA6042ATO	Tub Only	\$ 2,780
EVA6042AWP	Whirlpool (8)	\$ 5,880
EVA6042ATA	Thermal Air	\$ 6,675
EVA6042ACO	Combo System	\$ 9,110

EVA7242ATO	Tub Only	\$ 3,060
EVA7242AWP	Whirlpool (8)	\$ 6,075
EVA7242ATA	Thermal Air	\$ 6,725
EVA7242ACO	Combo System	\$ 9,330

COLORS *Additional lead time is required for premium colors*

ACRYLIC BATHTUB COLORS

Standard Colors: Bone White Biscuit	Included
Premium Colors: Black Sterling Silver	\$ 460
Matte Finish:	NET \$ 485

BACK MASSEUSE SYSTEMS *Additional finishes on page 15*

System I - Manual Control (WP/CO) BAC.MA1-XXX	\$ 905
System II - Electronic Control (WP/CO) BAC.MA2-XXX	\$ 1,825
System III - Electronic Control (TA) BAC.MA3-XXX	\$ 2,890

COLD PLUNGE CLD.PL	\$ 9,990
-----------------------------	----------

EXPORT CRATE FRT.EXPCRT	NET \$ 145
----------------------------------	------------

EXTRA HIGH DENSITY HI.DEN	\$ 705
------------------------------------	--------

GRAB BARS (Pair) *Additional finishes on page 15*

Standard Grab Bars GRA.BAR-XXX (Group 1 - PC or PB)	\$ 470
Universal Grab Bars UGB-XXX (Group 1 - PC or PB)	\$ 505

HYDRO BLANKET BLA.HEA-X		
2 Zones: \$ 1,830	3 Zones: \$ 2,290	4 Zones: \$ 2,555

HYDRO COAT HYC.COA	\$ 325
-----------------------------	--------

HYDRO EXPRESS 69.104-HYD.EXP	NET \$ 145
---------------------------------------	------------

HYDRO FUSION

Hydro Fusion (Tub Only) 29.102	\$ 1,000
Hydro Fusion with Ozone (Tub Only) 29.103	\$ 1,355
Hydro Fusion (TA, Whirlpool, Combo) 29.107	\$ 1,510

HYDRO INDULGE HYD.IND	\$ 3,535
--------------------------------	----------

HYDROZONE UV COMBO SYSTEM | OZUV.XXX

Whirlpool and Combo Systems only	
110 V OZUV.110	\$ 1,170
220 V OZUV.220	\$ 1,170

INLINE HEATER *Whirlpool and Combo Systems only*

<i>No dedicated GFI required for 6 amp models.</i>	
12.50 Amps 1.5 KW - 110V 27.100	\$ 815
6.00 Amps 0.75 KW 27.103	\$ 730

JETS *Additional finishes on page 16*

Additional Jumbo or Rotating Jet (JET.JJ-XX JET.JR-XX)	
Group 1 - PC or PB	\$ 245
Additional Standard or Swirling Jet (JET.STD-XX JET.SWI-XX)	
Group 1 - PC or PB	\$ 235
Jumbo Jet Upgrade JUP.JJ-XX	\$ 105
Rotating Jet Upgrade JUP.JR-XX	\$ 105
Swirling Jet Upgrade JUP.SWI-XX	\$ 65
Micro Therapy Jet MTJ.XXX (BIS, BLA, BON, SIL, WHI)	\$ 190
Custom Jet Locations 69.116-CUS.JET	No Charge
<i>(Must include drawing of locations)</i>	

JET PLATING *For jet plating options go to page 16*

LED TEMP. READOUT KEYPAD LED.UPG	\$ 530
---	--------

Upgrade only, must have a keypad controlled system to purchase.

LIGHTING LED Bath Light Chromotherapy System LIG.LED	\$ 830
---	--------

LOW WATER PROTECTION (Includes 30 minute timer)

110V LOW.WAT-110	\$ 425
220V LOW.WAT-220	\$ 460

MICRO MOUNT 69.140MCREDG	\$ 135
-----------------------------------	--------

NECK MASSEUSE JET PILLOW PIL.NEC-XX	\$ 855
--	--------

Available in black, bone and white.

PADDED HEADREST PILLOW 41.128 (Black only)	\$ 145
---	--------

PUMPS Custom Pump Locations 69.116-CUS.PMP	No Charge
---	-----------

REMOTE CONTROL REM.CON	\$ 760
---------------------------------	--------

Must have system to purchase

SKIRTS *For skirt options go to pages 16-17*

TILE FLANGES FLA.MO-X	\$ 210
--------------------------------	--------

UNDERMOUNT UNDRMT	No Charge
----------------------------	-----------

WASTE & OVERFLOW WOV.XX	INCLUDED
--------------------------------------	----------

Integral W/O (Std. round) IWO.XX	\$ 365
Linear Integral W/O LWO-XXX	\$ 365

Additional finishes on page 17

FANTASY

60"L x 42"W x 21"D - w/ pillow

72"L x 42"W x 21"D - w/ pillows

*Pillows are color matched to tub.

For more options please call Hydro Systems*



MODEL / PRICING

FAN6042ATO	Tub Only	\$ 3,825
FAN6042AWP	Whirlpool (6)	\$ 7,045
FAN6042ATA	Thermal Air	\$ 7,730
FAN6042ACO	Combo System	\$ 9,880

FAN7242ATO	Tub Only	\$ 3,930
FAN7242AWP	Whirlpool (8)	\$ 7,480
FAN7242ATA	Thermal Air	\$ 7,860
FAN7242ACO	Combo System	\$ 9,880

COLORS *Additional lead time is required for premium colors*

ACRYLIC BATHTUB COLORS

Standard Colors: Bone White Biscuit	Included
Premium Colors: Black Sterling Silver	\$ 460
Matte Finish:	NET \$ 485

BACK MASSEUSE SYSTEMS *Additional finishes on page 15*

System I - Manual Control (WP/CO) BAC.MA1-XXX	\$ 905
System II - Electronic Control (WP/CO) BAC.MA2-XXX	\$ 1,825
System III - Electronic Control (TA) BAC.MA3-XXX	\$ 2,890

COLD PLUNGE | CLD.PL \$ 9,990

EXPORT CRATE | FRT.EXPCRT NET \$ 145

EXTRA HIGH DENSITY | HI.DEN \$ 705

GRAB BARS (Pair) *Additional finishes on page 15*

Standard Grab Bars GRA.BAR-XXX (Group 1 - PC or PB)	\$ 470
Universal Grab Bars UGB-XXX (Group 1 - PC or PB)	\$ 505

HYDRO BLANKET | BLA.HEA-X

2 Zones: \$ 1,830	3 Zones: \$ 2,290	4 Zones: \$ 2,555
-------------------	-------------------	-------------------

HYDRO COAT | HYC.COA \$ 325

HYDRO EXPRESS | 69.104-HYD.EXP NET \$ 145

HYDRO FUSION

Hydro Fusion (Tub Only) 29.102	\$ 1,000
Hydro Fusion with Ozone (Tub Only) 29.103	\$ 1,355
Hydro Fusion (TA, Whirlpool, Combo) 29.107	\$ 1,510

HYDRO INDULGE | HYD.IND \$ 3,535

HYDROZONE UV COMBO SYSTEM | OZUV.XXX

Whirlpool and Combo Systems only	
110 V OZUV.110	\$ 1,170
220 V OZUV.220	\$ 1,170

INLINE HEATER *Whirlpool and Combo Systems only*

<i>No dedicated GFI required for 6 amp models.</i>	
12.50 Amps 1.5 KW - 110V 27.100	\$ 815
6.00 Amps 0.75 KW 27.103	\$ 730

JETS *Additional finishes on page 16*

Additional Jumbo or Rotating Jet (JET.JJ-XX JET.JR-XX)	
Group 1 - PC or PB	\$ 245
Additional Standard or Swirling Jet (JET.STD-XX JET.SWI-XX)	
Group 1 - PC or PB	\$ 235
Jumbo Jet Upgrade JUP.JJ-XX	\$ 105
Rotating Jet Upgrade JUP.JR-XX	\$ 105
Swirling Jet Upgrade JUP.SWI-XX	\$ 65
Micro Therapy Jet MTJ.XXX (BIS, BLA, BON, SIL, WHI)	\$ 190
Custom Jet Locations 69.116-CUS.JET	No Charge
<i>(Must include drawing of locations)</i>	

JET PLATING *For jet plating options go to page 16*

LED TEMP. READOUT KEYPAD | LED.UPG \$ 530

Upgrade only, must have a keypad controlled system to purchase.

LIGHTING LED Bath Light Chromotherapy System | LIG.LED \$ 830

LOW WATER PROTECTION (Includes 30 minute timer)

110V LOW.WAT-110	\$ 425
220V LOW.WAT-220	\$ 460

MICRO MOUNT | 69.140MCREDG \$ 135

PUMPS **Custom Pump Locations** | 69.116-CUS.PMP No Charge

REMOTE CONTROL | REM.CON \$ 760

Must have system to purchase

SKIRTS *For skirt options go to pages 16-17*

TILE FLANGES | FLA.MO-X \$ 210

UNDERMOUNT | UNDRMT No Charge

WASTE & OVERFLOW | WOV.XX INCLUDED

Integral W/O (Std. round) IWO.XX	\$ 365
Linear Integral W/O LWO-XXX	\$ 365
<i>Additional finishes on page 17</i>	

FUJI

40"L x 40"W x 32"D - Gel coat model

60"L x 40"W x 26"D - Specify overflow location

60"L x 40"W x 32"D - Specify overflow location - Gel coat model

(Pump mounting not available on all Fuji models)



FUJ4040



FUJ6040

MODEL / PRICING

FUJ4040GTO	Tub Only	\$ 3,375	FUJ6040ATO	Tub Only	\$ 3,850	FUJ6040GTO	Tub Only	\$ 3,710
FUJ4040GWP	Whirlpool (6)	\$ 7,470	FUJ6040AWP	Whirlpool (8)	\$ 8,385	FUJ6040GWP	Whirlpool (8)	\$ 8,260
FUJ4040GTA	Thermal Air	\$ 7,160	FUJ6040ATA	Thermal Air	\$ 7,760	FUJ6040GTA	Thermal Air	\$ 7,580
FUJ4040GCO	Combo System	\$ 9,975	FUJ6040ACO	Combo System	\$ 10,870	FUJ6040GCO	Combo System	\$ 10,750

COLORS *Additional lead time is required for premium colors*

ACRYLIC BATHTUB COLORS

Standard Colors: Bone White Biscuit	Included
Premium Colors: Black Sterling Silver	\$ 460
Matte Finish:	NET \$ 485

GEL COAT BATHTUB COLORS

Standard Colors: Almond Bone White Biscuit	Included
Color matching (colors match all manufacturers' fixture colors)	\$ 525

BACK MASSEUSE SYSTEMS *Additional finishes on page 15*

System I - Manual Control (WP/CO) BAC.MA1-XXX	\$ 905
System II - Electronic Control (WP/CO) BAC.MA2-XXX	\$ 1,825
System III - Electronic Control (TA) BAC.MA3-XXX	\$ 2,890

COLD PLUNGE CLD.PL	\$ 9,990
-----------------------------	----------

EXPORT CRATE FRT.EXPCRT	NET \$ 145
----------------------------------	------------

EXTRA HIGH DENSITY HI.DEN	\$ 705
------------------------------------	--------

GRAB BARS (Pair) *Additional finishes on page 15*

Standard Grab Bars GRA.BAR-XXX (Group 1 - PC or PB)	\$ 470
Universal Grab Bars UGB-XXX (Group 1 - PC or PB)	\$ 505

HYDRO BLANKET | BLA.HEA-X

2 Zones: \$ 1,830	3 Zones: \$ 2,290	4 Zones: \$ 2,555
-------------------	-------------------	-------------------

HYDRO COAT HYC.COA	\$ 325
-----------------------------	--------

HYDRO EXPRESS 69.104-HYD.EXP	NET \$ 145
---------------------------------------	------------

HYDRO FUSION

Hydro Fusion (Tub Only) 29.102	\$ 1,000
Hydro Fusion with Ozone (Tub Only) 29.103	\$ 1,355
Hydro Fusion (TA, Whirlpool, Combo) 29.107	\$ 1,510

HYDRO INDULGE HYD.IND	\$ 3,535
--------------------------------	----------

HYDROZONE UV COMBO SYSTEM | OZUV.XXX

Whirlpool and Combo Systems only	
110 V OZUV.110	\$ 1,170
220 V OZUV.220	\$ 1,170

INLINE HEATER *Whirlpool and Combo Systems only*

<i>No dedicated GFI required for 6 amp models.</i>	
12.50 Amps 1.5 KW - 110V 27.100	\$ 815
6.00 Amps 0.75 KW 27.103	\$ 730

JETS *Additional finishes on page 16*

Additional Jumbo or Rotating Jet (JET.JJ-XX JET.JR-XX)	
Group 1 - PC or PB	\$ 245
Additional Standard or Swirling Jet (JET.STD-XX JET.SWI-XX)	
Group 1 - PC or PB	\$ 235
Jumbo Jet Upgrade JUP.JJ-XX	\$ 105
Rotating Jet Upgrade JUP.JR-XX	\$ 105
Swirling Jet Upgrade JUP.SWI-XX	\$ 65
Micro Therapy Jet MTJ.XXX (BIS, BLA, BON, SIL, WHI)	\$ 190
Custom Jet Locations 69.116-CUS.JET	No Charge
<i>(Must include drawing of locations)</i>	

JET PLATING *For jet plating options go to page 16*

LED TEMP. READOUT KEYPAD LED.UPG	\$ 530
---	--------

Upgrade only, must have a keypad controlled system to purchase.

LIGHTING LED Bath Light Chromotherapy System LIG.LED	\$ 830
---	--------

LOW WATER PROTECTION (Includes 30 minute timer)

110V LOW.WAT-110	\$ 425	220V LOW.WAT-220	\$ 460
--------------------	--------	--------------------	--------

MICRO MOUNT 69.140MCREDG	\$ 135
-----------------------------------	--------

MOLDED ARMRESTS

Some molded armrests add an interior detail line to the bathtub

2 Armrests (one pair) ARM.MOL-2	\$ 145
-----------------------------------	--------

NECK MASSEUSE JET PILLOW PIL.NEC-XX	\$ 855
--	--------

Available in black, bone and white.

PADDED HEADREST PILLOW 41.128 (Black only)	\$ 145
---	--------

PUMPS Custom Pump Locations 69.116-CUS.PMP	No Charge
---	-----------

REMOTE CONTROL REM.CON	\$ 760
---------------------------------	--------

Must have system to purchase

TILE FLANGES FLA.MO-X	\$ 210
--------------------------------	--------

UNDERMOUNT UNDRMT	No Charge
----------------------------	-----------

WASTE & OVERFLOW WOV.XX	INCLUDED
--------------------------------------	----------

Integral W/O (Std. round) IWO.XX	\$ 365
---	--------

Linear Integral W/O LWO-XXX	\$ 365
--------------------------------------	--------

Additional finishes on page 17

GALAXIE

60" L x 38" W x 19" D

66" L x 38" W x 19" D

66" L x 42" W x 19" D

66" L x 44" W x 19" D

74" L x 44" W x 19" D

Available as freestanding model, see Casey page 24



MODEL / PRICING

GAL6038ATO	Tub Only	\$ 3,655	GAL6638ACO	Combo System	\$ 9,240	GAL6644ATA	Thermal Air	\$ 7,240
GAL6038AWP	Whirlpool (6)	\$ 6,900	GAL6642ATO	Tub Only	\$ 3,755	GAL6644ACO	Combo System	\$ 9,525
GAL6038ATA	Thermal Air	\$ 6,855	GAL6642AWP	Whirlpool (8)	\$ 7,280	GAL7444ATO	Tub Only	\$ 3,955
GAL6038ACO	Combo System	\$ 9,195	GAL6642ATA	Thermal Air	\$ 7,220	GAL7444AWP	Whirlpool (8)	\$ 7,535
GAL6638ATO	Tub Only	\$ 3,755	GAL6642ACO	Combo System	\$ 9,665	GAL7444ATA	Thermal Air	\$ 7,235
GAL6638AWP	Whirlpool (8)	\$ 7,030	GAL6644ATO	Tub Only	\$ 3,765	GAL7444ACO	Combo System	\$ 9,970
GAL6638ATA	Thermal Air	\$ 6,900	GAL6644AWP	Whirlpool (8)	\$ 7,295			

COLORS *Additional lead time is required for premium colors*

ACRYLIC BATHTUB COLORS

Standard Colors: Bone | White | Biscuit Included

Premium Colors: Black | Sterling Silver \$ 460

Matte Finish: NET \$ 485

BACK MASSEUSE SYSTEMS *Additional finishes on page 15*

System I - Manual Control (WP/CO) | BAC.MA1-XXX \$ 905

System II - Electronic Control (WP/CO) | BAC.MA2-XXX \$ 1,825

System III - Electronic Control (TA) | BAC.MA3-XXX \$ 2,890

COLD PLUNGE | CLD.PL \$ 9,990

EXPORT CRATE | FRT.EXPCRT NET \$ 145

EXTRA HIGH DENSITY | HI.DEN \$ 705

GRAB BARS (Pair) *Additional finishes on page 15*

Standard Grab Bars | GRA.BAR-XXX (Group 1 - PC or PB) \$ 470

Universal Grab Bars | UGB-XXX (Group 1 - PC or PB) \$ 505

HYDRO BLANKET | BLA.HEA-X

2 Zones: \$ 1,830 3 Zones: \$ 2,290 4 Zones: \$ 2,555

HYDRO COAT | HYC.COA \$ 325

HYDRO EXPRESS | 69.104-HYD.EXP NET \$ 145

HYDRO FUSION

Hydro Fusion (Tub Only) | 29.102 \$ 1,000

Hydro Fusion with Ozone (Tub Only) | 29.103 \$ 1,355

Hydro Fusion (TA, Whirlpool, Combo) | 29.107 \$ 1,510

HYDRO INDULGE | HYD.IND \$ 3,535

HYDROZONE UV COMBO SYSTEM | OZUV.XXX

Whirlpool and Combo Systems only

110 V | OZUV.110 \$ 1,170

220 V | OZUV.220 \$ 1,170

INLINE HEATER *Whirlpool and Combo Systems only*

No dedicated GFI required for 6 amp models.

12.50 Amps 1.5 KW - 110V | 27.100 \$ 815

6.00 Amps 0.75 KW | 27.103 \$ 730

JETS *Additional finishes on page 16*

Additional Jumbo or Rotating Jet (JET.JJ-XX | JET.JR-XX)

Group 1 - PC or PB \$ 245

Additional Standard or Swirling Jet (JET.STD-XX | JET.SWI-XX)

Group 1 - PC or PB \$ 235

Jumbo Jet Upgrade | JUP.JJ-XX \$ 105

Rotating Jet Upgrade | JUP.JR-XX \$ 105

Swirling Jet Upgrade | JUP.SWI-XX \$ 65

Micro Therapy Jet | MTJ.XXX (BIS, BLA, BON, SIL, WHI) \$ 190

Custom Jet Locations | 69.116-CUS.JET No Charge

(Must include drawing of locations)

JET PLATING *For jet plating options go to page 16*

LED TEMP. READOUT KEYPAD | LED.UPG \$ 530

Upgrade only, must have a keypad controlled system to purchase.

LIGHTING LED Bath Light Chromotherapy System | LIG.LED \$ 830

LOW WATER PROTECTION (Includes 30 minute timer)

110V | LOW.WAT-110 \$ 425

220V | LOW.WAT-220 \$ 460

MICRO MOUNT | 69.140MCREDDG \$ 135

MOLDED ARMRESTS

Some molded armrests add an interior detail line to the bathtub

2 Armrests (one pair) | ARM.MOL-2 \$ 145

NECK MASSEUSE JET PILLOW | PIL.NEC-XX \$ 855

Available in black, bone and white.

PUMPS Custom Pump Locations | 69.116-CUS.PMP No Charge

REMOTE CONTROL | REM.CON \$ 760

Must have system to purchase

WASTE & OVERFLOW | WOV.XX INCLUDED

Integral W/O (Std. round) | IWO.XX \$ 365

Linear Integral W/O | LWO-XXX \$ 365

Additional finishes on page 17

ISABELLA

60" L x 36" W x 19" D

66" L x 36" W x 19" D - No drip ledge

72" L x 36" W x 19" D

Includes armrests & soap dishes



MODEL / PRICING

ISA6036ATO	Tub Only	\$ 2,705	ISA6636ATO	Tub Only	\$ 2,825	ISA7236ATO	Tub Only	\$ 3,060
ISA6036AWP	Whirlpool (6)	\$ 5,505	ISA6636AWP	Whirlpool (6)	\$ 5,585	ISA7236AWP	Whirlpool (6)	\$ 5,660
ISA6036ATA	Thermal Air	\$ 5,820	ISA6636ATA	Thermal Air	\$ 5,940	ISA7236ATA	Thermal Air	\$ 6,035
ISA6036ACO	Combo System	\$ 7,840	ISA6636ACO	Combo System	\$ 7,940	ISA7236ACO	Combo System	\$ 7,990

COLORS *Additional lead time is required for premium colors*

ACRYLIC BATHTUB COLORS

Standard Colors: Bone White Biscuit	Included
Premium Colors: Black Sterling Silver	\$ 460
Matte Finish:	NET \$ 485

BACK MASSEUSE SYSTEMS *Additional finishes on page 15*

System I - Manual Control (WP/CO) BAC.MA1-XXX	\$ 905
System II - Electronic Control (WP/CO) BAC.MA2-XXX	\$ 1,825
System III - Electronic Control (TA) BAC.MA3-XXX	\$ 2,890

COLD PLUNGE CLD.PL	\$ 9,990
-----------------------------	----------

EXPORT CRATE FRT.EXPCRT	NET \$ 145
----------------------------------	------------

EXTRA HIGH DENSITY HI.DEN	\$ 705
------------------------------------	--------

GRAB BARS (Pair) *Additional finishes on page 15*

Standard Grab Bars GRA.BAR-XXX (Group 1 - PC or PB)	\$ 470
Universal Grab Bars UGB-XXX (Group 1 - PC or PB)	\$ 505

HYDRO BLANKET | BLA.HEA-X

2 Zones	\$ 1,830	4 Zones	\$ 2,555
3 Zones	\$ 2,290	5 Zones	\$ 2,885

HYDRO COAT HYC.COA	\$ 325
-----------------------------	--------

HYDRO EXPRESS 69.104-HYD.EXP	NET \$ 145
---------------------------------------	------------

HYDRO FUSION

Hydro Fusion (Tub Only) 29.102	\$ 1,000
Hydro Fusion with Ozone (Tub Only) 29.103	\$ 1,355
Hydro Fusion (TA, Whirlpool, Combo) 29.107	\$ 1,510

HYDRO INDULGE HYD.IND	\$ 3,535
--------------------------------	----------

HYDROZONE UV COMBO SYSTEM | OZUV.XXX

110 V OZUV.110	\$ 1,170	220 V OZUV.220	\$ 1,170
------------------	----------	------------------	----------

INLINE HEATER *Whirlpool and Combo Systems only*

<i>No dedicated GFI required for 6 amp models.</i>	
12.50 Amps 1.5 KW - 110V 27.100	\$ 815
6.00 Amps 0.75 KW 27.103	\$ 730

JETS *Additional finishes on page 16*

Additional Jumbo or Rotating Jet (JET.JJ-XX JET.JR-XX)	
Group 1 - PC or PB	\$ 245
Additional Standard or Swirling Jet (JET.STD-XX JET.SWI-XX)	
Group 1 - PC or PB	\$ 235
Jumbo Jet Upgrade JUP.JJ-XX	\$ 105
Rotating Jet Upgrade JUP.JR-XX	\$ 105
Swirling Jet Upgrade JUP.SWI-XX	\$ 65
Micro Therapy Jet MTJ.XXX (BIS, BLA, BON, SIL, WHI)	\$ 190
Custom Jet Locations 69.116-CUS.JET	No Charge
<i>(Must include drawing of locations)</i>	

JET PLATING *For jet plating options go to page 16*

LED TEMP. READOUT KEYPAD LED.UPG	\$ 530
---	--------

Upgrade only, must have a keypad controlled system to purchase.

LIGHTING LED Bath Light Chromotherapy System LIG.LED	\$ 830
---	--------

LOW WATER PROTECTION (Includes 30 minute timer)

110V LOW.WAT-110	\$ 425	220V LOW.WAT-220	\$ 460
--------------------	--------	--------------------	--------

MICRO MOUNT 69.140MCREDG	\$ 135
-----------------------------------	--------

NECK MASSEUSE JET PILLOW PIL.NEC-XX	\$ 855
--	--------

Available in black, bone and white.

PADDED HEADREST PILLOW 41.128 (Black only)	\$ 145
---	--------

PUMPS Custom Pump Locations 69.116-CUS.PMP	No Charge
---	-----------

REMOTE CONTROL REM.CON	\$ 760
---------------------------------	--------

Must have system to purchase

SKIRTS *For skirt options go to pages 16-17*

TILE FLANGES FLA.MO-X	\$ 210
--------------------------------	--------

WASTE & OVERFLOW WOV.XX	INCLUDED
--------------------------------------	----------

Integral W/O (Std. round) IWO.XX	\$ 365
---	--------

Linear Integral W/O LWO-XXX	\$ 365
--------------------------------------	--------

Additional finishes on page 17

JACQUELINE

66"L x 40"W x 24"D - end drain

W/O Included

Available as drop-in model, see Kimberly page 56



MODEL / PRICING

JAC6640ATO	Tub Only	\$ 5,550	JAC6640ATA	Thermal Air	\$ 9,720
JAC6640AWP	Whirlpool (6)	\$ 9,425	JAC6640ACO	Combo System	\$ 12,360

COLORS *Additional lead time is required for premium colors*

ACRYLIC BATHTUB COLORS

Standard Colors: Bone | White | Biscuit Included

Premium Colors: Black | Sterling Silver \$ 1,295

Matte Finish: \$ 2,520

Dual Color Option: \$ 2,280

MODEL/COLOR1/COLOR2 (XXX.XXX.XXX)

SURFACES (outside only)

Metallic: Polished Nickel [PN] \$ 17,595

MODEL/METAL/COLOR (XXX.XXX.XXX)

BACK MASSEUSE SYSTEMS *Additional finishes on page 15*

System I - Manual Control (WP/CO) | BAC.MA1-XXX \$ 905

System II - Electronic Control (WP/CO) | BAC.MA2-XXX \$ 1,825

System III - Electronic Control (TA) | BAC.MA3-XXX \$ 2,890

COLD PLUNGE | CLD.PL \$ 9,990

EXPORT CRATE | FRT.EXPCRT NET \$ 145

EXTRA HIGH DENSITY | HI.DEN \$ 705

GRAB BARS (Pair) *Additional finishes on page 15*

Standard Grab Bars | GRA.BAR-XXX (Group 1 - PC or PB) \$ 470

Universal Grab Bars | UGB-XXX (Group 1 - PC or PB) \$ 505

HEATED BACKREST INCLUDED ON TA, WP, CO

HYDRO BLANKET | BLA.HEA-X

2 Zones \$ 1,830 4 Zones \$ 2,555

3 Zones \$ 2,290 5 Zones \$ 2,885

HYDRO COAT | HYC.COA \$ 325

HYDRO EXPRESS | 69.104-HYD.EXP NET \$ 145

HYDRO FUSION

Hydro Fusion (Tub Only) | 29.102 \$ 1,000

Hydro Fusion with Ozone (Tub Only) | 29.103 \$ 1,355

Hydro Fusion (TA, Whirlpool, Combo) | 29.107 \$ 1,510

HYDROZONE INCLUDED ON TA, WP, CO

HYDROZONE UV COMBO SYSTEM | OZUV.XXX

Whirlpool and Combo Systems only

110 V | OZUV.110 \$ 1,170

220 V | OZUV.220 \$ 1,170

INLINE HEATER *Whirlpool and Combo Systems only*

No dedicated GFI required for 6 amp models.

12.50 Amps 1.5 KW - 110V | 27.100 \$ 815

6.00 Amps 0.75 KW | 27.103 \$ 730

ISLAND TUB DRAIN | ITD.XXX

ABS, PVC | ITD.ABS | ITD.PVC \$ 365

Cast Iron | ITD.CST \$ 440

JETS *Additional finishes on page 16*

Additional Jumbo or Rotating Jet (JET.JJ-XX | JET.JR-XX)

Group 1 - PC or PB \$ 245

Additional Standard or Swirling Jet (JET.STD-XX | JET.SWI-XX)

Group 1 - PC or PB \$ 235

Jumbo Jet Upgrade | JUP.JJ-XX \$ 105

Rotating Jet Upgrade | JUP.JR-XX \$ 105

Swirling Jet Upgrade | JUP.SWI-XX \$ 65

Micro Therapy Jet | MTJ.XXX (BIS, BLA, BON, SIL, WHI) \$ 190

Custom Jet Locations | 69.116-CUS.JET No Charge

(Must include drawing of locations)

JET PLATING *For jet plating options go to page 16*

LED TEMP. READOUT KEYPAD | LED.UPG \$ 530

Upgrade only, must have a keypad controlled system to purchase.

LIGHTING LED Bath Light Chromotherapy System | LIG.LED \$ 830

LOW WATER PROTECTION (Includes 30 minute timer)

110V | LOW.WAT-110 \$ 425 220V | LOW.WAT-220 \$ 460

NECK MASSEUSE JET PILLOW | PIL.NEC-XX \$ 855

Available in black, bone and white.

PADDED HEADREST PILLOW | 41.128 (Black only) \$ 145

PUMPS Custom Pump Locations | 69.116-CUS.PMP No Charge

REMOTE CONTROL | REM.CON \$ 760

Must have system to purchase

WASTE & OVERFLOW

Integral W/O (Std. round) | IWO.XX INCLUDED

WHI, BIS, PC, PB, PN, BC, BB, BN, SC, SB, SN, ORB, PE No Charge

Gold Finish Upgrade (PG, BG) \$ 855

Linear Integral W/O | LWO-XXX NO CHARGE UPGRADE

JENNIFER

72" L x 48" W x 25" D
Includes armrests



MODEL / PRICING

JEN7248ATO	Tub Only	\$ 4,225	JEN7248ATA	Thermal Air	\$ 7,555
JEN7248AWP	Whirlpool (8)	\$ 7,950	JEN7248ACO	Combo System	\$ 10,295

COLORS *Additional lead time is required for premium colors*

ACRYLIC BATHTUB COLORS

Standard Colors: Bone White Biscuit	Included
Premium Colors: Black Sterling Silver	\$ 460
Matte Finish:	NET \$ 485

BACK MASSEUSE SYSTEMS *Additional finishes on page 15*

System I - Manual Control (WP/CO) BAC.MA1-XXX	\$ 905
System II - Electronic Control (WP/CO) BAC.MA2-XXX	\$ 1,825
System III - Electronic Control (TA) BAC.MA3-XXX	\$ 2,890

COLD PLUNGE CLD.PL	\$ 9,990
-----------------------------	----------

EXPORT CRATE FRT.EXPCRT	NET \$ 145
----------------------------------	------------

EXTRA HIGH DENSITY HI.DEN	\$ 705
------------------------------------	--------

GRAB BARS (Pair) *Additional finishes on page 15*

Standard Grab Bars GRA.BAR-XXX (Group 1 - PC or PB)	\$ 470
Universal Grab Bars UGB-XXX (Group 1 - PC or PB)	\$ 505

HYDRO BLANKET | BLA.HEA-X

2 Zones	\$ 1,830
3 Zones	\$ 2,290
4 Zones	\$ 2,555

HYDRO COAT HYC.COA	\$ 325
-----------------------------	--------

HYDRO EXPRESS 69.104-HYD.EXP	NET \$ 145
---------------------------------------	------------

HYDRO FUSION

Hydro Fusion (Tub Only) 29.102	\$ 1,000
Hydro Fusion with Ozone (Tub Only) 29.103	\$ 1,355
Hydro Fusion (TA, Whirlpool, Combo) 29.107	\$ 1,510

HYDRO INDULGE HYD.IND	\$ 3,535
--------------------------------	----------

HYDROZONE UV COMBO SYSTEM | OZUV.XXX

Whirlpool and Combo Systems only	
110 V OZUV.110	\$ 1,170
220 V OZUV.220	\$ 1,170

INLINE HEATER *Whirlpool and Combo Systems only*

<i>No dedicated GFI required for 6 amp models.</i>	
12.50 Amps 1.5 KW - 110V 27.100	\$ 815
6.00 Amps 0.75 KW 27.103	\$ 730

JETS *Additional finishes on page 16*

Additional Jumbo or Rotating Jet (JET.JJ-XX JET.JR-XX)	
Group 1 - PC or PB	\$ 245
Additional Standard or Swirling Jet (JET.STD-XX JET.SWI-XX)	
Group 1 - PC or PB	\$ 235
Jumbo Jet Upgrade JUP.JJ-XX	\$ 105
Rotating Jet Upgrade JUP.JR-XX	\$ 105
Swirling Jet Upgrade JUP.SWI-XX	\$ 65
Micro Therapy Jet MTJ.XXX (BIS, BLA, BON, SIL, WHI)	\$ 190
Custom Jet Locations 69.116-CUS.JET	No Charge
<i>(Must include drawing of locations)</i>	

JET PLATING *For jet plating options go to page 16*

LED TEMP. READOUT KEYPAD LED.UPG	\$ 530
---	--------

Upgrade only, must have a keypad controlled system to purchase.

LIGHTING LED Bath Light Chromotherapy System LIG.LED	\$ 830
---	--------

LOW WATER PROTECTION (Includes 30 minute timer)

110V LOW.WAT-110	\$ 425
220V LOW.WAT-220	\$ 460

NECK MASSEUSE JET PILLOW PIL.NEC-XX	\$ 855
--	--------

Available in black, bone and white.

PADDED HEADREST PILLOW 41.128 (Black only)	\$ 145
---	--------

PUMPS Custom Pump Locations 69.116-CUS.PMP	No Charge
---	-----------

REMOTE CONTROL REM.CON	\$ 760
---------------------------------	--------

Must have system to purchase

WASTE & OVERFLOW WOV.XX	INCLUDED
--------------------------------------	----------

Integral W/O (Std. round) IWO.XX	\$ 365
Linear Integral W/O LWO-XXX	\$ 365

Additional finishes on page 17

JESSICA - with skirt

60" L x 48" W x 21" D - no spout
72" L x 48" W x 21" D - with spout



MODEL / PRICING

JES6048ATO	Tub Only	\$ 4,600
JES6048AWP	Whirlpool (8)	\$ 8,590
JES6048ATA	Thermal Air	\$ 9,315
JES6048ACO	Combo System	\$ 11,615

JES7248ATO	Tub Only	\$ 5,310
JES7248AWP	Whirlpool (8)	\$ 11,050
JES7248ATA	Thermal Air	\$ 10,760
JES7248ACO	Combo System	\$ 13,475

COLORS *Additional lead time is required for premium colors*

ACRYLIC BATHTUB COLORS

Standard Colors: Bone White Biscuit	Included
Premium Colors: Black Sterling Silver	\$ 460
Matte Finish:	NET \$ 485

BACK MASSEUSE SYSTEMS *Additional finishes on page 15*

System I - Manual Control (WP/CO) BAC.MA1-XXX	\$ 905
System II - Electronic Control (WP/CO) BAC.MA2-XXX	\$ 1,825
System III - Electronic Control (TA) BAC.MA3-XXX	\$ 2,890

COLD PLUNGE CLD.PL	\$ 9,990
-----------------------------	----------

EXPORT CRATE FRT.EXPCRT	NET \$ 145
----------------------------------	------------

EXTRA HIGH DENSITY HI.DEN	\$ 705
------------------------------------	--------

GRAB BARS (Pair) *Additional finishes on page 15*

Standard Grab Bars GRA.BAR-XXX (Group 1 - PC or PB)	\$ 470
Universal Grab Bars UGB-XXX (Group 1 - PC or PB)	\$ 505

HYDRO BLANKET | BLA.HEA-X

2 Zones	\$ 1,830
3 Zones	\$ 2,290
4 Zones	\$ 2,555

HYDRO COAT HYC.COA	\$ 325
-----------------------------	--------

HYDRO EXPRESS 69.104-HYD.EXP	NET \$ 145
---------------------------------------	------------

HYDRO FUSION

Hydro Fusion (Tub Only) 29.102	\$ 1,000
Hydro Fusion with Ozone (Tub Only) 29.103	\$ 1,355
Hydro Fusion (TA, Whirlpool, Combo) 29.107	\$ 1,510

HYDRO INDULGE HYD.IND	\$ 3,535
--------------------------------	----------

HYDROZONE UV COMBO SYSTEM | OZUV.XXX

Whirlpool and Combo Systems only	
110 V OZUV.110	\$ 1,170
220 V OZUV.220	\$ 1,170

INLINE HEATER *Whirlpool and Combo Systems only*

No dedicated GFI required for 6 amp models.

12.50 Amps 1.5 KW - 110V 27.100	\$ 815
6.00 Amps 0.75 KW 27.103	\$ 730

JETS *Additional finishes on page 16*

Additional Jumbo or Rotating Jet (JET.JJ-XX JET.JR-XX)	
Group 1 - PC or PB	\$ 245
Additional Standard or Swirling Jet (JET.STD-XX JET.SWI-XX)	
Group 1 - PC or PB	\$ 235
Jumbo Jet Upgrade JUP.JJ-XX	\$ 105
Rotating Jet Upgrade JUP.JR-XX	\$ 105
Swirling Jet Upgrade JUP.SWI-XX	\$ 65
Micro Therapy Jet MTJ.XXX (BIS, BLA, BON, SIL, WHI)	\$ 190
Custom Jet Locations 69.116-CUS.JET	No Charge
<i>(Must include drawing of locations)</i>	

JET PLATING *For jet plating options go to page 16*

LED TEMP. READOUT KEYPAD LED.UPG	\$ 530
---	--------

Upgrade only, must have a keypad controlled system to purchase.

LIGHTING LED Bath Light Chromotherapy System LIG.LED	\$ 830
---	--------

LOW WATER PROTECTION (Includes 30 minute timer)

110V LOW.WAT-110	\$ 425
220V LOW.WAT-220	\$ 460

NECK MASSEUSE JET PILLOW PIL.NEC-XX	\$ 855
--	--------

Available in black, bone and white.

PADDED HEADREST PILLOW 41.128 (Black only)	\$ 145
---	--------

PUMPS Custom Pump Locations 69.116-CUS.PMP	No Charge
---	-----------

REMOTE CONTROL REM.CON	\$ 760
---------------------------------	--------

Must have system to purchase

TILE FLANGES FLA.MO-X	\$ 210
--------------------------------	--------

WASTE & OVERFLOW WOV.XX	INCLUDED
--------------------------------------	----------

Integral W/O (Std. round) IWO.XX	\$ 365
Linear Integral W/O LWO-XXX	\$ 365

Additional finishes on page 17

KATARINA

69"L x 69"W x 26"D



MODEL / PRICING

KAT6969ATO	Tub Only	\$ 6,430	KAT6969ATA	Thermal Air	\$ 10,050
KAT6969AWP	Whirlpool (10)	\$ 10,440	KAT6969ACO	Combo System	\$ 12,765

COLORS *Additional lead time is required for premium colors*

ACRYLIC BATHTUB COLORS

Standard Colors: Bone White Biscuit	Included
Premium Colors: Black Sterling Silver	\$ 460
Matte Finish:	NET \$ 485

BACK MASSEUSE SYSTEMS *Additional finishes on page 15*

System I - Manual Control (WP/CO) BAC.MA1-XXX	\$ 905
System II - Electronic Control (WP/CO) BAC.MA2-XXX	\$ 1,825
System III - Electronic Control (TA) BAC.MA3-XXX	\$ 2,890

COLD PLUNGE CLD.PL	\$ 9,990
-----------------------------	----------

EXPORT CRATE FRT.EXPCRT	NET \$ 145
----------------------------------	------------

EXTRA HIGH DENSITY HI.DEN	\$ 705
------------------------------------	--------

GRAB BARS (Pair) *Additional finishes on page 15*

Standard Grab Bars GRA.BAR-XXX (Group 1 - PC or PB)	\$ 470
Universal Grab Bars UGB-XXX (Group 1 - PC or PB)	\$ 505

HYDRO BLANKET | BLA.HEA-X

2 Zones	\$ 1,830
3 Zones	\$ 2,290
4 Zones	\$ 2,555

HYDRO COAT HYC.COA	\$ 325
-----------------------------	--------

HYDRO EXPRESS 69.104-HYD.EXP	NET \$ 145
---------------------------------------	------------

HYDRO FUSION

Hydro Fusion (Tub Only) 29.102	\$ 1,000
Hydro Fusion with Ozone (Tub Only) 29.103	\$ 1,355
Hydro Fusion (TA, Whirlpool, Combo) 29.107	\$ 1,510

HYDRO INDULGE HYD.IND	\$ 3,535
--------------------------------	----------

HYDROZONE UV COMBO SYSTEM | OZUV.XXX

Whirlpool and Combo Systems only	
110 V OZUV.110	\$ 1,170
220 V OZUV.220	\$ 1,170

INLINE HEATER *Whirlpool and Combo Systems only*

<i>No dedicated GFI required for 6 amp models.</i>	
12.50 Amps 1.5 KW - 110V 27.100	\$ 815
6.00 Amps 0.75 KW 27.103	\$ 730

JETS *Additional finishes on page 16*

Additional Jumbo or Rotating Jet (JET.JJ-XX JET.JR-XX)	
Group 1 - PC or PB	\$ 245
Additional Standard or Swirling Jet (JET.STD-XX JET.SWI-XX)	
Group 1 - PC or PB	\$ 235
Jumbo Jet Upgrade JUP.JJ-XX	\$ 105
Rotating Jet Upgrade JUP.JR-XX	\$ 105
Swirling Jet Upgrade JUP.SWI-XX	\$ 65
Micro Therapy Jet MTJ.XXX (BIS, BLA, BON, SIL, WHI)	\$ 190
Custom Jet Locations 69.116-CUS.JET	No Charge
<i>(Must include drawing of locations)</i>	

JET PLATING *For jet plating options go to page 16*

LED TEMP. READOUT KEYPAD LED.UPG	\$ 530
---	--------

Upgrade only, must have a keypad controlled system to purchase.

LIGHTING LED Bath Light Chromotherapy System LIG.LED	\$ 830
---	--------

LOW WATER PROTECTION (Includes 30 minute timer)

110V LOW.WAT-110	\$ 425
220V LOW.WAT-220	\$ 460

MICRO MOUNT 69.140MCREDG	\$ 135
-----------------------------------	--------

NECK MASSEUSE JET PILLOW PIL.NEC-XX	\$ 855
--	--------

Available in black, bone and white.

PADDED HEADREST PILLOW 41.128 (Black only)	\$ 145
---	--------

PUMPS Custom Pump Locations 69.116-CUS.PMP	No Charge
--	-----------

REMOTE CONTROL REM.CON	\$ 760
---------------------------------	--------

Must have system to purchase

TILE FLANGES FLA.MO-X	\$ 210
--------------------------------	--------

WASTE & OVERFLOW WOV.XX	INCLUDED
--------------------------------------	----------

Integral W/O (Std. round) IWO.XX	\$ 365
---	--------

Linear Integral W/O LWO-XXX	\$ 365
--------------------------------------	--------

Additional finishes on page 17

KAYLA

74"L x 42"W x 22"D



MODEL / PRICING

KAY7442ATO	Tub Only	\$ 3,175	KAY7442ATA	Thermal Air	\$ 8,120
KAY7442AWP	Whirlpool (8)	\$ 8,345	KAY7442ACO	Combo System	\$ 11,135

COLORS *Additional lead time is required for premium colors*

ACRYLIC BATHTUB COLORS

Standard Colors: Bone White Biscuit	Included
Premium Colors: Black Sterling Silver	\$ 460
Matte Finish:	NET \$ 485

BACK MASSEUSE SYSTEMS *Additional finishes on page 15*

System I - Manual Control (WP/CO) BAC.MA1-XXX	\$ 905
System II - Electronic Control (WP/CO) BAC.MA2-XXX	\$ 1,825
System III - Electronic Control (TA) BAC.MA3-XXX	\$ 2,890

COLD PLUNGE | CLD.PL \$ 9,990

EXPORT CRATE | FRT.EXPCRT NET \$ 145

EXTRA HIGH DENSITY | HI.DEN \$ 705

GRAB BARS (Pair) *Additional finishes on page 15*

Standard Grab Bars GRA.BAR-XXX (Group 1 - PC or PB)	\$ 470
Universal Grab Bars UGB-XXX (Group 1 - PC or PB)	\$ 505

HYDRO BLANKET | BLA.HEA-X

2 Zones	\$ 1,830
3 Zones	\$ 2,290
4 Zones	\$ 2,555

HYDRO COAT | HYC.COA \$ 325

HYDRO EXPRESS | 69.104-HYD.EXP NET \$ 145

HYDRO FUSION

Hydro Fusion (Tub Only) 29.102	\$ 1,000
Hydro Fusion with Ozone (Tub Only) 29.103	\$ 1,355
Hydro Fusion (TA, Whirlpool, Combo) 29.107	\$ 1,510

HYDRO INDULGE | HYD.IND \$ 3,535

HYDROZONE UV COMBO SYSTEM | OZUV.XXX

Whirlpool and Combo Systems only	
110 V OZUV.110	\$ 1,170
220 V OZUV.220	\$ 1,170

INLINE HEATER *Whirlpool and Combo Systems only**No dedicated GFI required for 6 amp models.*

12.50 Amps 1.5 KW - 110V 27.100	\$ 815
6.00 Amps 0.75 KW 27.103	\$ 730

JETS *Additional finishes on page 16*

Additional Jumbo or Rotating Jet (JET.JJ-XX JET.JR-XX)	
Group 1 - PC or PB	\$ 245
Additional Standard or Swirling Jet (JET.STD-XX JET.SWI-XX)	
Group 1 - PC or PB	\$ 235
Jumbo Jet Upgrade JUP.JJ-XX	\$ 105
Rotating Jet Upgrade JUP.JR-XX	\$ 105
Swirling Jet Upgrade JUP.SWI-XX	\$ 65
Micro Therapy Jet MTJ.XXX (BIS, BLA, BON, SIL, WHI)	\$ 190
Custom Jet Locations 69.116-CUS.JET	No Charge

(Must include drawing of locations)

JET PLATING *For jet plating options go to page 16*

LED TEMP. READOUT KEYPAD | LED.UPG \$ 530

Upgrade only, must have a keypad controlled system to purchase.

LIGHTING LED Bath Light Chromotherapy System | LIG.LED \$ 830

LOW WATER PROTECTION (Includes 30 minute timer)

110V LOW.WAT-110	\$ 425
220V LOW.WAT-220	\$ 460

MICRO MOUNT | 69.140MCREDDG \$ 135

MOLDED ARMRESTS

Some molded armrests add an interior detail line to the bathtub

2 Armrests (one pair) ARM.MOL-2	\$ 145
-----------------------------------	--------

NECK MASSEUSE JET PILLOW | PIL.NEC-XX \$ 855

Available in black, bone and white.

PADDED HEADREST PILLOW | 41.128 (Black only) \$ 145

PUMPS **Custom Pump Locations** | 69.116-CUS.PMP No Charge

REMOTE CONTROL | REM.CON \$ 760

Must have system to purchase

TILE FLANGES | FLA.MO-X \$ 210

UNDERMOUNT | UNDRMT No Charge

WASTE & OVERFLOW | WOV.XX INCLUDED

Integral W/O (Std. round) IWO.XX	\$ 365
Linear Integral W/O LWO-XXX	\$ 365

Additional finishes on page 17

KELLIE

70"L x 40"W x 26"D - side center drain
 W/O Included
 Foam fill sound insulator included
 Includes lumbar support
 Remote blower required for Thermal Air system



MODEL / PRICING

KEL7040ATO	Tub Only	\$ 5,755		KEL7040ATA	Thermal Air	\$ 9,800
------------	----------	----------	--	------------	-------------	----------

COLORS *Additional lead time is required for premium colors*

ACRYLIC BATHTUB COLORS

Standard Colors: Bone White Biscuit	Included
Premium Colors: Black Sterling Silver	\$ 1,295
Matte Finish:	\$ 2,520
Dual Color Option:	\$ 2,280

MODEL/COLOR1/COLOR2 (XXX.XXX.XXX)

SURFACES (outside only)

Metallic: Polished Nickel [PN]	\$ 17,595
---------------------------------------	-----------

MODEL/METAL/COLOR (XXX.XXX.XXX)

COLD PLUNGE CLD.PL	\$ 9,990
-----------------------------	----------

EXPORT CRATE FRT.EXPCRT	NET \$ 145
----------------------------------	------------

GRAB BARS (Pair)

Standard Grab Bars | GRA.BAR-XXX

Group 1 - PC or PB	\$ 470
Group 2 - AB, BB, SB, BC, PN, SN, BN	\$ 610
Group 3 - PG, BG, SG	\$ 825

Universal Grab Bars | UGB-XXX

Group 1 - PC or PB	\$ 505
Group 2 - AB, BB, SB, BC, PN, SN, BN	\$ 650
Group 3 - PG, BG, SG	\$ 850

HEATED BACKREST INCLUDED ON THERMAL AIR

HYDRO BLANKET | BLA.HEA-X

2 Zones	\$ 1,830
3 Zones	\$ 2,290
4 Zones	\$ 2,555
5 Zones (with 2 controls)	\$ 2,885

HYDRO COAT HYC.COA	\$ 325
-----------------------------	--------

HYDRO EXPRESS 69.104-HYD.EXP	NET \$ 265
---------------------------------------	------------

HYDROZONE

INCLUDED ON THERMAL AIR

HYDROZONE UV COMBO SYSTEM | OZUV.XXX

Whirlpool and Combo Systems only	
110 V OZUV.110	\$ 1,170
220 V OZUV.220	\$ 1,170

ISLAND TUB DRAIN | ITD.XXX

ABS, PVC ITD.ABS ITD.PVC	\$ 365
Cast Iron ITD.CST	\$ 440

LED TEMP. READOUT KEYPAD LED.UPG	\$ 530
---	--------

Upgrade only, must have a keypad controlled system to purchase.

LIGHTING LED Bath Light Chromotherapy System LIG.LED	\$ 830
---	--------

MOLDED ARMRESTS

Some molded armrests add an interior detail line to the bathtub

2 Armrests (one pair) ARM.MOL-2	\$ 145
4 Armrests (two pairs) ARM.MOL-4	\$ 290

PADDED HEADREST PILLOW 41.128 (Black only)	\$ 145
---	--------

REMOTE CONTROL REM.CON	\$ 760
---------------------------------	--------

Must have thermal air system to purchase

WASTE & OVERFLOW

Integral W/O (Std. round) IWO.XX	INCLUDED
WHI, BIS, PC, PB, PN, BC, BB, BN, SC, SB, SN, ORB, PE	No Charge
Gold Finish Upgrade (PG, BG)	\$ 855

Linear Integral W/O | LWO-XXX NO CHARGE UPGRADE

**Additional towel bar finishes available.
 Call Hydro Systems for quote and lead times.**

KIMBERLY

66"L x 40"W x 24"D

72"L x 40"W x 24"D

Includes armrests

Available as freestanding model, see Jacqueline page 50



MODEL / PRICING

KIM6640ATO	Tub Only	\$ 3,845
KIM6640AWP	Whirlpool (6)	\$ 7,535
KIM6640ATA	Thermal Air	\$ 7,440
KIM6640ACO	Combo System	\$ 9,560

KIM7240ATO	Tub Only	\$ 3,980
KIM7240AWP	Whirlpool (6)	\$ 7,670
KIM7240ATA	Thermal Air	\$ 7,595
KIM7240ACO	Combo System	\$ 10,135

COLORS *Additional lead time is required for premium colors*

ACRYLIC BATHTUB COLORS

Standard Colors: Bone White Biscuit	Included
Premium Colors: Black Sterling Silver	\$ 460
Matte Finish:	NET \$ 485

BACK MASSEUSE SYSTEMS *Additional finishes on page 15*

System I - Manual Control (WP/CO) BAC.MA1-XXX	\$ 905
System II - Electronic Control (WP/CO) BAC.MA2-XXX	\$ 1,825
System III - Electronic Control (TA) BAC.MA3-XXX	\$ 2,890

COLD PLUNGE CLD.PL	\$ 9,990
-----------------------------	----------

EXPORT CRATE FRT.EXPCRT	NET \$ 145
----------------------------------	------------

EXTRA HIGH DENSITY HI.DEN	\$ 705
------------------------------------	--------

GRAB BARS (Pair) *Additional finishes on page 15*

Standard Grab Bars GRA.BAR-XXX (Group 1 - PC or PB)	\$ 470
Universal Grab Bars UGB-XXX (Group 1 - PC or PB)	\$ 505

HYDRO BLANKET | BLA.HEA-X

2 Zones	\$ 1,830	4 Zones	\$ 2,555
3 Zones	\$ 2,290	5 Zones	\$ 2,885

HYDRO COAT HYC.COA	\$ 325
-----------------------------	--------

HYDRO EXPRESS 69.104-HYD.EXP	NET \$ 145
---------------------------------------	------------

HYDRO FUSION

Hydro Fusion (Tub Only) 29.102	\$ 1,000
Hydro Fusion with Ozone (Tub Only) 29.103	\$ 1,355
Hydro Fusion (TA, Whirlpool, Combo) 29.107	\$ 1,510

HYDRO INDULGE HYD.IND	\$ 3,535
--------------------------------	----------

HYDROZONE UV COMBO SYSTEM | OZUV.XXX

Whirlpool and Combo Systems only	
110 V OZUV.110	\$ 1,170
220 V OZUV.220	\$ 1,170

INLINE HEATER *Whirlpool and Combo Systems only*

No dedicated GFI required for 6 amp models.

12.50 Amps 1.5 KW - 110V 27.100	\$ 815
6.00 Amps 0.75 KW 27.103	\$ 730

JETS *Additional finishes on page 16*

Additional Jumbo or Rotating Jet (JET.JJ-XX JET.JR-XX)	
Group 1 - PC or PB	\$ 245
Additional Standard or Swirling Jet (JET.STD-XX JET.SWI-XX)	
Group 1 - PC or PB	\$ 235
Jumbo Jet Upgrade JUP.JJ-XX	\$ 105
Rotating Jet Upgrade JUP.JR-XX	\$ 105
Swirling Jet Upgrade JUP.SWI-XX	\$ 65
Micro Therapy Jet MTJ.XXX (BIS, BLA, BON, SIL, WHI)	\$ 190
Custom Jet Locations 69.116-CUS.JET	No Charge
<i>(Must include drawing of locations)</i>	

JET PLATING *For jet plating options go to page 16*

LED TEMP. READOUT KEYPAD LED.UPG	\$ 530
---	--------

Upgrade only, must have a keypad controlled system to purchase.

LIGHTING LED Bath Light Chromotherapy System LIG.LED	\$ 830
---	--------

LOW WATER PROTECTION (Includes 30 minute timer)

110V LOW.WAT-110	\$ 425
220V LOW.WAT-220	\$ 460

NECK MASSEUSE JET PILLOW PIL.NEC-XX	\$ 855
--	--------

Available in black, bone and white.

PADDED HEADREST PILLOW 41.128 (Black only)	\$ 145
---	--------

PUMPS Custom Pump Locations 69.116-CUS.PMP	No Charge
---	-----------

REMOTE CONTROL REM.CON	\$ 760
---------------------------------	--------

Must have system to purchase

WASTE & OVERFLOW WOV.XX	INCLUDED
--------------------------------------	----------

Integral W/O (Std. round) IWO.XX	\$ 365
Linear Integral W/O LWO-XXX	\$ 365

Additional finishes on page 17

KIRA

60"L x 32"W x 20"D

72"L x 32"W x 20"D



MODEL / PRICING

KIR6032ATO	Tub Only	\$ 2,695
KIR6032AWP	Whirlpool (6)	\$ 6,240
KIR6032ATA	Thermal Air	\$ 6,295
KIR6032ACO	Combo System	\$ 8,630

KIR7232ATO	Tub Only	\$ 2,775
KIR7232AWP	Whirlpool (6)	\$ 6,600
KIR7232ATA	Thermal Air	\$ 6,640
KIR7232ACO	Combo System	\$ 9,400

COLORS *Additional lead time is required for premium colors*

ACRYLIC BATHTUB COLORS

Standard Colors: Bone White Biscuit	Included
Premium Colors: Black Sterling Silver	\$ 460
Matte Finish:	NET \$ 485

BACK MASSEUSE SYSTEMS *Additional finishes on page 15*

System I - Manual Control (WP/CO) BAC.MA1-XXX	\$ 905
System II - Electronic Control (WP/CO) BAC.MA2-XXX	\$ 1,825
System III - Electronic Control (TA) BAC.MA3-XXX	\$ 2,890

COLD PLUNGE CLD.PL	\$ 9,990
-----------------------------	----------

EXPORT CRATE FRT.EXPCRT	NET \$ 145
----------------------------------	------------

EXTRA HIGH DENSITY HI.DEN	\$ 705
------------------------------------	--------

GRAB BARS (Pair) *Additional finishes on page 15*

Standard Grab Bars GRA.BAR-XXX (Group 1 - PC or PB)	\$ 470
Universal Grab Bars UGB-XXX (Group 1 - PC or PB)	\$ 505

HYDRO BLANKET | BLA.HEA-X

2 Zones	\$ 1,830
3 Zones	\$ 2,290
4 Zones	\$ 2,555

HYDRO COAT HYC.COA	\$ 325
-----------------------------	--------

HYDRO EXPRESS 69.104-HYD.EXP	NET \$ 145
---------------------------------------	------------

HYDRO FUSION

Hydro Fusion (Tub Only) 29.102	\$ 1,000
Hydro Fusion with Ozone (Tub Only) 29.103	\$ 1,355
Hydro Fusion (TA, Whirlpool, Combo) 29.107	\$ 1,510

HYDRO INDULGE HYD.IND	\$ 3,535
--------------------------------	----------

HYDROZONE UV COMBO SYSTEM | OZUV.XXX

Whirlpool and Combo Systems only	
110 V OZUV.110	\$ 1,170
220 V OZUV.220	\$ 1,170

INLINE HEATER *Whirlpool and Combo Systems only*

<i>No dedicated GFI required for 6 amp models.</i>	
12.50 Amps 1.5 KW - 110V 27.100	\$ 815
6.00 Amps 0.75 KW 27.103	\$ 730

JETS *Additional finishes on page 16*

Additional Jumbo or Rotating Jet (JET.JJ-XX JET.JR-XX)	
Group 1 - PC or PB	\$ 245
Additional Standard or Swirling Jet (JET.STD-XX JET.SWI-XX)	
Group 1 - PC or PB	\$ 235
Jumbo Jet Upgrade JUP.JJ-XX	\$ 105
Rotating Jet Upgrade JUP.JR-XX	\$ 105
Swirling Jet Upgrade JUP.SWI-XX	\$ 65
Micro Therapy Jet MTJ.XXX (BIS, BLA, BON, SIL, WHI)	\$ 190
Custom Jet Locations 69.116-CUS.JET	No Charge
<i>(Must include drawing of locations)</i>	

JET PLATING *For jet plating options go to page 16*

LED TEMP. READOUT KEYPAD LED.UPG	\$ 530
---	--------

Upgrade only, must have a keypad controlled system to purchase.

LIGHTING LED Bath Light Chromotherapy System LIG.LED	\$ 830
---	--------

LOW WATER PROTECTION (Includes 30 minute timer)

110V LOW.WAT-110	\$ 425	220V LOW.WAT-220	\$ 460
--------------------	--------	--------------------	--------

MICRO MOUNT 69.140MCREDG	\$ 135
-----------------------------------	--------

MOLDED ARMRESTS *(may add interior detail line to bathtub)*

2 Armrests (one pair) ARM.MOL-2	\$ 145
-----------------------------------	--------

NECK MASSEUSE JET PILLOW PIL.NEC-XX	\$ 855
--	--------

Available in black, bone and white.

PADDED HEADREST PILLOW 41.128 (Black only)	\$ 145
---	--------

PUMPS Custom Pump Locations 69.116-CUS.PMP	No Charge
---	-----------

REMOTE CONTROL REM.CON	\$ 760
---------------------------------	--------

Must have system to purchase

SKIRTS *For skirt options go to pages 16-17*

TILE FLANGES FLA.MO-X	\$ 210
--------------------------------	--------

UNDERMOUNT UNDRMT	No Charge
----------------------------	-----------

WASTE & OVERFLOW WOV.XX	INCLUDED
--------------------------------------	----------

Integral W/O (Std. round) IWO.XX	\$ 365
---	--------

Linear Integral W/O LWO-XXX	\$ 365
--------------------------------------	--------

Additional finishes on page 17

*The addition of multiple options could impact the equipment fitting inside the perimeter of the tub.

LACEY

60"L x 30"W x 17"D	63"L x 28"W x 20"D	72"L x 36"W x 20"D
60"L x 30"W x 20"D	66"L x 30"W x 20"D	72"L x 40"W x 20"D
60"L x 32"W x 17"D*	66"L x 32"W x 17"D*	72"L x 54"W x 15"D -
60"L x 32"W x 20"D	66"L x 32"W x 20"D	Center Drain
60"L x 36"W x 20"D	66"L x 36"W x 20"D	
60"L x 42"W x 20"D	72"L x 32"W x 20"D	

Available as alcove model, see Sydney page 96



MODEL / PRICING

♿ LAC6030ATOS Tub Only \$ 2,610	LAC6042ATO Tub Only \$ 2,990	LAC6636ATO Tub Only \$ 2,845
♿ LAC6030AWPS Whirlpool (6) \$ 6,260	LAC6042AWP Whirlpool (6) \$ 6,610	LAC6636AWP Whirlpool (6) \$ 6,415
♿ LAC6030ATAS Thermal Air \$ 6,470	LAC6042ATA Thermal Air \$ 6,960	LAC6636ATA Thermal Air \$ 6,640
♿ LAC6030ACOS Combo System \$ 8,840	LAC6042ACO Combo System \$ 9,310	LAC6636ACO Combo System \$ 8,995
LAC6030ATO Tub Only \$ 2,610	LAC6328ATO Tub Only \$ 2,790	LAC7232ATO Tub Only \$ 2,935
LAC6030AWP Whirlpool (6) \$ 6,260	LAC6328AWP Whirlpool (6) \$ 6,340	LAC7232AWP Whirlpool (6) \$ 6,535
LAC6030ATA Thermal Air \$ 6,470	LAC6328ATA Thermal Air \$ 6,565	LAC7232ATA Thermal Air \$ 6,750
LAC6030ACO Combo System \$ 8,840	LAC6328ACO Combo System \$ 8,930	LAC7232ACO Combo System \$ 9,105
♿ LAC6032ATOS Tub Only \$ 2,650	LAC6630ATO Tub Only \$ 2,790	LAC7236ATO Tub Only \$ 3,005
♿ LAC6032AWPS Whirlpool (6) \$ 6,290	LAC6630AWP Whirlpool (6) \$ 6,340	LAC7236AWP Whirlpool (6) \$ 6,655
♿ LAC6032ATAS Thermal Air \$ 6,510	LAC6630ATA Thermal Air \$ 6,565	LAC7236ATA Thermal Air \$ 7,100
♿ LAC6032ACOS Combo System \$ 8,865	LAC6630ACO Combo System \$ 8,930	LAC7236ACO Combo System \$ 9,440
LAC6032ATO Tub Only \$ 2,650	♿ LAC6632ATOS Tub Only \$ 2,735	LAC7240ATO Tub Only \$ 3,095
LAC6032AWP Whirlpool (6) \$ 6,290	♿ LAC6632AWPS Whirlpool (6) \$ 6,355	LAC7240AWP Whirlpool (6) \$ 7,140
LAC6032ATA Thermal Air \$ 6,510	♿ LAC6632ATAS Thermal Air \$ 6,575	LAC7240ATA Thermal Air \$ 6,880
LAC6032ACO Combo System \$ 8,865	♿ LAC6632ACOS Combo System \$ 8,930	LAC7240ACO Combo System \$ 9,475
LAC6036ATO Tub Only \$ 2,720	LAC6632ATO Tub Only \$ 2,735	♿ LAC7254ATO Tub Only \$ 3,190
LAC6036AWP Whirlpool (6) \$ 6,320	LAC6632AWP Whirlpool (6) \$ 6,355	♿ LAC7254AWP Whirlpool (8) \$ 7,350
LAC6036ATA Thermal Air \$ 6,555	LAC6632ATA Thermal Air \$ 6,575	♿ LAC7254ATA Thermal Air \$ 7,085
LAC6036ACO Combo System \$ 8,910	LAC6632ACO Combo System \$ 8,930	♿ LAC7254ACO Combo System \$ 9,760

COLORS *Additional lead time is required for premium colors*

ACRYLIC BATHTUB COLORS

Standard Colors: Bone White Biscuit	Included
Premium Colors: Black Sterling Silver	\$ 460
Matte Finish:	NET \$ 485

BACK MASSEUSE SYSTEMS *Additional finishes on page 15*

System I - Manual Control (WP/CO) BAC.MA1-XXX	\$ 905
System II - Electronic Control (WP/CO) BAC.MA2-XXX	\$ 1,825
System III - Electronic Control (TA) BAC.MA3-XXX	\$ 2,890

COLD PLUNGE | CLD.PL \$ 9,990

EXPORT CRATE | FRT.EXPCRT NET \$ 145

EXTRA HIGH DENSITY | HI.DEN \$ 705

GRAB BARS (Pair) *Additional finishes on page 15*

Standard Grab Bars GRA.BAR-XXX	
Group 1 - PC or PB	\$ 470
Group 2 - AB, BB, SB, BC, PN, SN, BN	\$ 610
Group 3 - PG, BG, SG	\$ 825
Universal Grab Bars UGB-XXX	
Group 1 - PC or PB	\$ 505
Group 2 - AB, BB, SB, BC, PN, SN, BN	\$ 650
Group 3 - PG, BG, SG	\$ 850

HYDRO BLANKET | BLA.HEA-X

2 Zones	\$ 1,830
3 Zones	\$ 2,290
4 Zones	\$ 2,555
5 Zones (with 2 controls)	\$ 2,885

HYDRO COAT | HYC.COA \$ 325

HYDRO EXPRESS | 69.104-HYD.EXP NET \$ 145

HYDRO FUSION

Hydro Fusion (Tub Only) 29.102	\$ 1,000
Hydro Fusion with Ozone (Tub Only) 29.103	\$ 1,355
Hydro Fusion (TA, Whirlpool, Combo) 29.107	\$ 1,510

HYDRO INDULGE | HYD.IND \$ 3,535

HYDROZONE UV COMBO SYSTEM | OZUV.XXX

Whirlpool and Combo Systems only	
110 V OZUV.110	\$ 1,170
220 V OZUV.220	\$ 1,170

6632-17 may have detail line within the tub

INLINE HEATER *Whirlpool and Combo Systems only**No dedicated GFI required for 6 amp models.*

12.50 Amps 1.5 KW - 110V 27.100	\$ 815
6.00 Amps 0.75 KW 27.103	\$ 730

JETS

Installed per jet price for extra jets added to standard system price. All metallic finishes come with colored eyeball. Please note that a maximum of 4 Jumbo Jets is recommended, to avoid loss of water pressure.

Additional Jumbo or Rotating Jet

JET.JJ-XX JET.JR-XX	
Color Trim	\$ 210
Group 1 - PC or PB	\$ 245
Group 2 - AB, BB, SB, BC, SC, PN, SN, BN	\$ 290
Group 3 - PG, BG, SG	\$ 335

Additional Standard or Swirling Jet

JET.STD-XX JET.SWI-XX	
Color Trim	\$ 200
Group 1 - PC or PB	\$ 235
Group 2 - AB, BB, SB, BC, SC, PN, SN, BN	\$ 285
Group 3 - PG, BG, SG	\$ 325

Jumbo Jet Upgrade | JUP.JJ-XX \$ 105**Rotating Jet Upgrade** | JUP.JR-XX \$ 105**Swirling Jet Upgrade** | JUP.SWI-XX \$ 65*(Per jet substitution price added to standard system price)***Micro Therapy Jet** | MTJ.XXX \$ 190
BIS, BLA, BON, SIL, WHI**Custom Jet Locations** | 69.116-CUS.JET No Charge
*(Must include drawing of locations)***JET PLATING**

Clear / Brass / Chrome. Trim kit covers jet escutcheons, suction, and electronic soft touch pad. *Per jet substitution price added to standard system price. All metallic finishes come with colored eyeball.*

Group 1 | PC or PB

6 Jets PLA.06-XX	\$ 380
8 Jets PLA.08-XX	\$ 485
10 Jets PLA.10-XX	\$ 515

Group 2 | AB, BB, SB, BC, SC, PN, SN, BN

6 Jets	\$ 705
8 Jets	\$ 950
10 Jets	\$ 1,095

Group 3 | PG, BG

6 Jets	\$ 935
8 Jets	\$ 1,190
10 Jets	\$ 1,330

LED TEMP. READOUT KEYPAD | LED.UPG \$ 530*Upgrade only, must have a keypad controlled system to purchase.***LIGHTING** LED Bath Light Chromotherapy System | LIG.LED \$ 830**LOW WATER PROTECTION** (Includes 30 minute timer)

110V LOW.WAT-110	\$ 425
220V LOW.WAT-220	\$ 460

MICRO MOUNT | 69.140MCREDG \$ 135**MOLDED ARMRESTS**

Some molded armrests add an interior detail line to the bathtub
2 Armrests (one pair) | ARM.MOL-2 \$ 145

NECK MASSEUSE JET PILLOW | PIL.NEC-XX \$ 855

Available in black, bone and white.

PADDED HEADREST PILLOW | 41.128 (Black only) \$ 145**PUMPS** Custom Pump Locations | 69.116-CUS.PMP No Charge**REMOTE CONTROL** | REM.CON \$ 760*Must have system to purchase***SKIRTS****Integral Skirt***No access panel on Tub Only models.*

Gel Coat SKI.XXG-XXX	\$ 670
Acrylic (Standard Colors) SKI.XXA-XXX	\$ 765
Acrylic (Premium Colors) SKI.XXA-XXX	\$ 850

Molded Skirt Panels*Additional lead time required; check with factory. Make sure to order a molded flange, if necessary.***Seamed**

1 sided* See Zen Skirt	\$ 765
2 sided* SKI.SMD-2	\$ 2,380
3 sided* SKI.SMD-3	\$ 3,130
4 sided* SKI.SMD-4	\$ 4,010

Seamless

1 sided* SKI.SML-1	\$ 2,105
2 sided* SKI.SML-2	\$ 3,185
3 sided* SKI.SML-3	\$ 4,265
4 sided* SKI.SML-4	\$ 5,355

Premium Colors (additional price and lead time) \$ 1,240

Specify which sides on worksheet.*Floating Skirt** *(option for seamless skirt only)*

SKI.FLO-SML1	\$ 700
SKI.FLO-SML2	\$ 1,385
SKI.FLO-SMLX	\$ 2,080

Zen Skirt | SKI.ZEN-XX*Factory installed. No access panel.*

Standard Color	\$ 765
Premium Color	\$ 845

TILE FLANGES | FLA.MO-X \$ 210**UNDERMOUNT** | UNDRMT No Charge**WASTE & OVERFLOW** | WOV.XX INCLUDED**Cable W/O** No Charge
(WHI, BIS, PC, PB, PN, BC, BB, BN, SC, SB, SN, ORB, PE)**Cable W/O - Gold Finish Upgrade** (PG, BG) \$ 650**Integral W/O** (Std. round) | IWO.XX \$ 365

Waste and overflow manufactured as part of the bath.

Comes standard as a round overflow cover.

Drain will be a tip-toe style and drain outlet will be a direct drain.

Linear Integral W/O | LWO-XXX \$ 365

Waste and overflow manufactured as part of the bath.

Drain will be a tip-toe style and drain outlet will be a direct drain.

Solid Brass Upgrade | SBR.UP NET \$ 110

LARA

60" L x 60" W x 19" D- no skirt
Includes armrests & soap dishes



MODEL / PRICING

LAR6060ATO	Tub Only	\$ 3,590	LAR6060ATA	Thermal Air	\$ 7,225
LAR6060AWP	Whirlpool (6)	\$ 6,715	LAR6060ACO	Combo System	\$ 9,710

COLORS *Additional lead time is required for premium colors*
ACRYLIC BATHTUB COLORS

Standard Colors: Bone White Biscuit	Included
Premium Colors: Black Sterling Silver	\$ 460
Matte Finish:	NET \$ 485

BACK MASSEUSE SYSTEMS *Additional finishes on page 15*

System I - Manual Control (WP/CO) BAC.MA1-XXX	\$ 905
System II - Electronic Control (WP/CO) BAC.MA2-XXX	\$ 1,825
System III - Electronic Control (TA) BAC.MA3-XXX	\$ 2,890

COLD PLUNGE CLD.PL	\$ 9,990
-----------------------------	----------

EXPORT CRATE FRT.EXPCRT	NET \$ 145
----------------------------------	------------

EXTRA HIGH DENSITY HI.DEN	\$ 705
------------------------------------	--------

GRAB BARS (Pair) *Additional finishes on page 15*

Standard Grab Bars GRA.BAR-XXX (Group 1 - PC or PB)	\$ 470
Universal Grab Bars UGB-XXX (Group 1 - PC or PB)	\$ 505

HYDRO BLANKET | BLA.HEA-X

2 Zones	\$ 1,830
3 Zones	\$ 2,290
4 Zones	\$ 2,555

HYDRO COAT HYC.COA	\$ 325
-----------------------------	--------

HYDRO EXPRESS 69.104-HYD.EXP	NET \$ 145
---------------------------------------	------------

HYDRO FUSION

Hydro Fusion (Tub Only) 29.102	\$ 1,000
Hydro Fusion with Ozone (Tub Only) 29.103	\$ 1,355
Hydro Fusion (TA, Whirlpool, Combo) 29.107	\$ 1,510

HYDRO INDULGE HYD.IND	\$ 3,535
--------------------------------	----------

HYDROZONE UV COMBO SYSTEM | OZUV.XXX

Whirlpool and Combo Systems only	
110 V OZUV.110	\$ 1,170
220 V OZUV.220	\$ 1,170

INLINE HEATER *Whirlpool and Combo Systems only*

No dedicated GFI required for 6 amp models.

12.50 Amps 1.5 KW - 110V 27.100	\$ 815
6.00 Amps 0.75 KW 27.103	\$ 730

JETS *Additional finishes on page 16*

Additional Jumbo or Rotating Jet (JET.JJ-XX JET.JR-XX)	
Group 1 - PC or PB	\$ 245
Additional Standard or Swirling Jet (JET.STD-XX JET.SWI-XX)	
Group 1 - PC or PB	\$ 235
Jumbo Jet Upgrade JUP.JJ-XX	\$ 105
Rotating Jet Upgrade JUP.JR-XX	\$ 105
Swirling Jet Upgrade JUP.SWI-XX	\$ 65
Micro Therapy Jet MTJ.XXX (BIS, BLA, BON, SIL, WHI)	\$ 190
Custom Jet Locations 69.116-CUS.JET	No Charge
<i>(Must include drawing of locations)</i>	

JET PLATING *For jet plating options go to page 16*

LED TEMP. READOUT KEYPAD LED.UPG	\$ 530
---	--------

Upgrade only, must have a keypad controlled system to purchase.

LIGHTING LED Bath Light Chromotherapy System LIG.LED	\$ 830
---	--------

LOW WATER PROTECTION (Includes 30 minute timer)

110V LOW.WAT-110	\$ 425
220V LOW.WAT-220	\$ 460

MICRO MOUNT 69.140MCREDDG	\$ 135
------------------------------------	--------

NECK MASSEUSE JET PILLOW PIL.NEC-XX	\$ 855
--	--------

Available in black, bone and white.

PADDED HEADREST PILLOW 41.128 (Black only)	\$ 145
---	--------

PUMPS Custom Pump Locations 69.116-CUS.PMP	No Charge
---	-----------

REMOTE CONTROL REM.CON	\$ 760
---------------------------------	--------

Must have system to purchase

TILE FLANGES FLA.MO-X	\$ 210
--------------------------------	--------

WASTE & OVERFLOW WOV.XX	INCLUDED
--------------------------------------	----------

Integral W/O (Std. round) IWO.XX	\$ 365
Linear Integral W/O LWO-XXX	\$ 365

Additional finishes on page 17

LARGO

82"L x 64"W x 19"D

Gel coat model



MODEL / PRICING

LAR8264GTO	Tub Only	\$ 4,335	LAR8264GTA	Thermal Air	\$ 8,365
LAR8264GWP	Whirlpool (8)	\$ 9,335	LAR8264GCO	Combo System	\$ 11,820

COLORS *Additional lead time is required for premium colors*

GEL COAT BATHTUB COLORS

Standard Colors: Almond | Bone | White | Biscuit Included
Color matching (colors match all manufacturers' fixture colors) \$ 525

BACK MASSEUSE SYSTEMS *Additional finishes on page 15*

System I - Manual Control (WP/CO) BAC.MA1-XXX	\$ 905
System II - Electronic Control (WP/CO) BAC.MA2-XXX	\$ 1,825
System III - Electronic Control (TA) BAC.MA3-XXX	\$ 2,890

COLD PLUNGE | CLD.PL \$ 9,990

EXTRA HIGH DENSITY | HI.DEN \$ 705

GRAB BARS (Pair) *Additional finishes on page 15*

Standard Grab Bars GRA.BAR-XXX (Group 1 - PC or PB)	\$ 470
Universal Grab Bars UGB-XXX (Group 1 - PC or PB)	\$ 505

HYDRO BLANKET | BLA.HEA-X

2 Zones	\$ 1,830
3 Zones	\$ 2,290
4 Zones	\$ 2,555

HYDRO COAT | HYC.COA \$ 325

HYDRO EXPRESS | 69.104-HYD.EXP NET \$ 145

HYDRO FUSION

Hydro Fusion (Tub Only) 29.102	\$ 1,000
Hydro Fusion with Ozone (Tub Only) 29.103	\$ 1,355
Hydro Fusion (TA, Whirlpool, Combo) 29.107	\$ 1,510

HYDRO INDULGE | HYD.IND \$ 3,535

HYDROZONE UV COMBO SYSTEM | OZUV.XXX

Whirlpool and Combo Systems only	
110 V OZUV.110	\$ 1,170
220 V OZUV.220	\$ 1,170

INLINE HEATER *Whirlpool and Combo Systems only*

<i>No dedicated GFI required for 6 amp models.</i>	
12.50 Amps 1.5 KW - 110V 27.100	\$ 815
6.00 Amps 0.75 KW 27.103	\$ 730

JETS *Additional finishes on page 16*

Additional Jumbo or Rotating Jet (JET.JJ-XX JET.JR-XX)	
Group 1 - PC or PB	\$ 245
Additional Standard or Swirling Jet (JET.STD-XX JET.SWI-XX)	
Group 1 - PC or PB	\$ 235
Jumbo Jet Upgrade JUP.JJ-XX	\$ 105
Rotating Jet Upgrade JUP.JR-XX	\$ 105
Swirling Jet Upgrade JUP.SWI-XX	\$ 65
Micro Therapy Jet MTJ.XXX (BIS, BLA, BON, SIL, WHI)	\$ 190
Custom Jet Locations 69.116-CUS.JET	No Charge

(Must include drawing of locations)

JET PLATING *For jet plating options go to page 16*

LED TEMP. READOUT KEYPAD | LED.UPG \$ 530

Upgrade only, must have a keypad controlled system to purchase.

LIGHTING LED Bath Light Chromotherapy System | LIG.LED \$ 830

LOW WATER PROTECTION (Includes 30 minute timer)

110V LOW.WAT-110	\$ 425
220V LOW.WAT-220	\$ 460

MICRO MOUNT | 69.140MCREDDG \$ 135

MOLDED ARMRESTS

Some molded armrests add an interior detail line to the bathtub
 2 Armrests (one pair) | ARM.MOL-2 \$ 145

NECK MASSEUSE JET PILLOW | PIL.NEC-XX \$ 855

Available in black, bone and white.

PADDED HEADREST PILLOW | 41.128 (Black only) \$ 145

PUMPS Custom Pump Locations | 69.116-CUS.PMP No Charge

REMOTE CONTROL | REM.CON \$ 760

Must have system to purchase

WASTE & OVERFLOW | WO.VO.XX INCLUDED

Integral W/O (Std. round) | IWO.XX \$ 365

Linear Integral W/O | LWO-XXX \$ 365

Additional finishes on page 17

LAUREN

70"L x 40"W x 27"D - side center drain
 Includes lumbar support
 W/O Included
 Foam fill sound insulator included
 Remote blower required for Thermal Air system
 Available as drop-in model, see Marissa page 69



MODEL / PRICING

LAU7040ATO	Tub Only	\$ 6,430	LAU7040ATA	Thermal Air	\$ 10,575
------------	----------	----------	------------	-------------	-----------

COLORS *Additional lead time is required for premium colors*

ACRYLIC BATHTUB COLORS

Standard Colors: Bone White Biscuit	Included
Premium Colors: Black Sterling Silver	\$ 1,295
Matte Finish:	\$ 2,520
Dual Color Option:	\$ 2,280
MODEL/COLOR1/COLOR2 (XXX.XXX.XXX)	

SURFACES (outside only)

Metallic: Polished Nickel [PN]	\$ 17,595
MODEL/METAL/COLOR (XXX.XXX.XXX)	

COLD PLUNGE CLD.PL	\$ 9,990
-----------------------------	----------

EXPORT CRATE FRT.EXPCRT	NET \$ 145
----------------------------------	------------

EXTRA HIGH DENSITY HI.DEN	\$ 705
------------------------------------	--------

GRAB BARS (Pair)

Standard Grab Bars GRA.BAR-XXX	
Group 1 - PC or PB	\$ 470
Group 2 - AB, BB, SB, BC, PN, SN, BN	\$ 610
Group 3 - PG, BG, SG	\$ 825
Universal Grab Bars UGB-XXX	
Group 1 - PC or PB	\$ 505
Group 2 - AB, BB, SB, BC, PN, SN, BN	\$ 650
Group 3 - PG, BG, SG	\$ 850

HEATED BACKREST	INCLUDED ON THERMAL AIR
------------------------	-------------------------

HYDRO BLANKET BLA.HEA-X	
2 Zones	\$ 1,830
3 Zones	\$ 2,290
4 Zones	\$ 2,555
5 Zones (with 2 controls)	\$ 2,885

HYDRO COAT HYC.COA	\$ 325
-----------------------------	--------

HYDRO EXPRESS 69.104-HYD.EXP	NET \$ 265
---------------------------------------	------------

HYDROZONE	INCLUDED ON THERMAL AIR
------------------	-------------------------

ISLAND TUB DRAIN ITD.XXX	
-----------------------------------	--

ABS, PVC ITD.ABS ITD.PVC	\$ 365
Cast Iron ITD.CST	\$ 440

LED TEMP. READOUT KEYPAD LED.UPG	\$ 530
---	--------

Upgrade only, must have a keypad controlled system to purchase.

LIGHTING LED Bath Light Chromotherapy System LIG.LED	\$ 830
---	--------

MOLDED ARMRESTS

Some molded armrests add an interior detail line to the bathtub

2 Armrests (one pair) ARM.MOL-2	\$ 145
4 Armrests (two pairs) ARM.MOL-4	\$ 290

PADDED HEADREST PILLOW 41.128 (Black only)	\$ 145
---	--------

REMOTE CONTROL REM.CON	\$ 760
---------------------------------	--------

Must have thermal air system to purchase

WASTE & OVERFLOW

Integral W/O (Std. round) IWO.XX	INCLUDED
WHI, BIS, PC, PB, PN, BC, BB, BN, SC, SB, SN, ORB, PE	No Charge
Gold Finish Upgrade (PG, BG)	\$ 855

Linear Integral W/O LWO-XXX	NO CHARGE UPGRADE
--------------------------------------	-------------------

LEXIE

66" L x 36" W x 20" D - hidden end drain
 W/O Included
 Foam fill sound insulator included
 Remote blower required for Thermal Air system
 Available as drop-in model, see Marlie page 70



MODEL / PRICING

LEX6636ATO	Tub Only	\$ 5,550	LEX6636ATA	Thermal Air	\$ 8,745
------------	----------	----------	------------	-------------	----------

COLORS *Additional lead time is required for premium colors*

ACRYLIC BATHTUB COLORS

Standard Colors: Bone White Biscuit	Included
Premium Colors: Black Sterling Silver	\$ 1,295
Matte Finish:	\$ 2,520
Dual Color Option:	\$ 2,280

MODEL/COLOR1/COLOR2 (XXX.XXX.XXX)

SURFACES (outside only)

Metallic: Polished Nickel [PN]	\$ 17,595
MODEL/METAL/COLOR (XXX.XXX.XXX)	

COLD PLUNGE CLD.PL	\$ 9,990
-----------------------------	----------

EXPORT CRATE FRT.EXPCRT	NET \$ 145
----------------------------------	------------

EXTRA HIGH DENSITY HI.DEN	\$ 705
------------------------------------	--------

GRAB BARS (Pair)

Standard Grab Bars | GRA.BAR-XXX

Group 1 - PC or PB	\$ 470
Group 2 - AB, BB, SB, BC, PN, SN, BN	\$ 610
Group 3 - PG, BG, SG	\$ 825

Universal Grab Bars | UGB-XXX

Group 1 - PC or PB	\$ 505
Group 2 - AB, BB, SB, BC, PN, SN, BN	\$ 650
Group 3 - PG, BG, SG	\$ 850

HEATED BACKREST	INCLUDED ON THERMAL AIR
------------------------	-------------------------

HYDRO BLANKET | BLA.HEA-X

2 Zones	\$ 1,830
3 Zones	\$ 2,290
4 Zones	\$ 2,555
5 Zones (with 2 controls)	\$ 2,885

HYDRO COAT HYC.COA	\$ 325
-----------------------------	--------

HYDRO EXPRESS 69.104-HYD.EXP	NET \$ 265
---------------------------------------	------------

HYDROZONE	INCLUDED ON THERMAL AIR
------------------	-------------------------

ISLAND TUB DRAIN | ITD.XXX

ABS, PVC ITD.ABS ITD.PVC	\$ 365
Cast Iron ITD.CST	\$ 440

LED TEMP. READOUT KEYPAD LED.UPG	\$ 530
---	--------

Upgrade only, must have a keypad controlled system to purchase.

LIGHTING LED Bath Light Chromotherapy System LIG.LED	\$ 830
---	--------

MOLDED ARMRESTS

Some molded armrests add an interior detail line to the bathtub

2 Armrests (one pair) ARM.MOL-2	\$ 145
4 Armrests (two pairs) ARM.MOL-4	\$ 290

PADDED HEADREST PILLOW 41.128 (Black only)	\$ 145
---	--------

REMOTE CONTROL REM.CON	\$ 760
---------------------------------	--------

Must have thermal air system to purchase

WASTE & OVERFLOW

Integral W/O (Std. round) IWO.XX	INCLUDED
WHI, BIS, PC, PB, PN, BC, BB, BN, SC, SB, SN, ORB, PE	No Charge
Gold Finish Upgrade (PG, BG)	\$ 855

Linear Integral W/O LWO-XXX	NO CHARGE UPGRADE
--------------------------------------	-------------------

LILIANA I, II, III, IV

66" L x 42" W x 23" D

Must specify lip height when ordering



MODEL / PRICING

LIL6642ATO	Tub Only	\$ 3,770
LIL6642AWP	Whirlpool (8)	\$ 7,130

LIL6642ATA	Thermal Air	\$ 7,295
LIL6642ACO	Combo System	\$ 9,760

COLORS *Additional lead time is required for premium colors*

ACRYLIC BATHTUB COLORS

Standard Colors: Bone White Biscuit	Included
Premium Colors: Black Sterling Silver	\$ 460
Matte Finish:	NET \$ 485

BACK MASSEUSE SYSTEMS *Additional finishes on page 15*

System I - Manual Control (WP/CO) BAC.MA1-XXX	\$ 905
System II - Electronic Control (WP/CO) BAC.MA2-XXX	\$ 1,825
System III - Electronic Control (TA) BAC.MA3-XXX	\$ 2,890

COLD PLUNGE CLD.PL	\$ 9,990
-----------------------------	----------

EXPORT CRATE FRT.EXPCRT	NET \$ 145
----------------------------------	------------

EXTRA HIGH DENSITY HI.DEN	\$ 705
------------------------------------	--------

GRAB BARS (Pair) *Additional finishes on page 15*

Standard Grab Bars GRA.BAR-XXX (Group 1 - PC or PB)	\$ 470
Universal Grab Bars UGB-XXX (Group 1 - PC or PB)	\$ 505

HYDRO BLANKET | BLA.HEA-X

2 Zones	\$ 1,830
3 Zones	\$ 2,290
4 Zones	\$ 2,555

HYDRO COAT HYC.COA	\$ 325
-----------------------------	--------

HYDRO EXPRESS 69.104-HYD.EXP	NET \$ 145
---------------------------------------	------------

HYDRO FUSION

Hydro Fusion (Tub Only) 29.102	\$ 1,000
Hydro Fusion with Ozone (Tub Only) 29.103	\$ 1,355
Hydro Fusion (TA, Whirlpool, Combo) 29.107	\$ 1,510

HYDRO INDULGE HYD.IND	\$ 3,535
--------------------------------	----------

HYDROZONE UV COMBO SYSTEM | OZUV.XXX

Whirlpool and Combo Systems only	
110 V OZUV.110	\$ 1,170
220 V OZUV.220	\$ 1,170

INLINE HEATER *Whirlpool and Combo Systems only*

No dedicated GFI required for 6 amp models.

12.50 Amps 1.5 KW - 110V 27.100	\$ 815
6.00 Amps 0.75 KW 27.103	\$ 730

JETS *Additional finishes on page 16*

Additional Jumbo or Rotating Jet (JET.JJ-XX JET.JR-XX)	
Group 1 - PC or PB	\$ 245
Additional Standard or Swirling Jet (JET.STD-XX JET.SWI-XX)	
Group 1 - PC or PB	\$ 235
Jumbo Jet Upgrade JUP.JJ-XX	\$ 105
Rotating Jet Upgrade JUP.JR-XX	\$ 105
Swirling Jet Upgrade JUP.SWI-XX	\$ 65
Micro Therapy Jet MTJ.XXX (BIS, BLA, BON, SIL, WHI)	\$ 190
Custom Jet Locations 69.116-CUS.JET	No Charge
<i>(Must include drawing of locations)</i>	

JET PLATING *For jet plating options go to page 16*

LED TEMP. READOUT KEYPAD LED.UPG	\$ 530
---	--------

Upgrade only, must have a keypad controlled system to purchase.

LIGHTING LED Bath Light Chromotherapy System LIG.LED	\$ 830
---	--------

LOW WATER PROTECTION (Includes 30 minute timer)

110V LOW.WAT-110	\$ 425
220V LOW.WAT-220	\$ 460

MICRO MOUNT 69.140MCREDG	\$ 135
-----------------------------------	--------

MOLDED ARMRESTS

Some molded armrests add an interior detail line to the bathtub

2 Armrests (one pair) ARM.MOL-2	\$ 145
-----------------------------------	--------

NECK MASSEUSE JET PILLOW PIL.NEC-XX	\$ 855
--	--------

Available in black, bone and white.

PADDED HEADREST PILLOW 41.128 (Black only)	\$ 145
---	--------

PUMPS Custom Pump Locations 69.116-CUS.PMP	No Charge
---	-----------

REMOTE CONTROL REM.CON	\$ 760
---------------------------------	--------

Must have system to purchase

WASTE & OVERFLOW WOV.XX	INCLUDED
--------------------------------------	----------

Integral W/O (Std. round) IWO.XX	\$ 365
Linear Integral W/O LWO-XXX	\$ 365

Additional finishes on page 17

LORRAINE I, II, III, IV

60" L x 42" W x 22" D

74" L x 44" W x 22" D

Must specify lip height when ordering



MODEL / PRICING

LOR6042ATO	Tub Only	\$ 3,705
LOR6042AWP	Whirlpool (8)	\$ 6,900
LOR6042ATA	Thermal Air	\$ 7,145
LOR6042ACO	Combo System	\$ 9,725

LOR7444ATO	Tub Only	\$ 3,860
LOR7444AWP	Whirlpool (8)	\$ 7,390
LOR7444ATA	Thermal Air	\$ 7,715
LOR7444ACO	Combo System	\$ 9,935

COLORS *Additional lead time is required for premium colors*

ACRYLIC BATHTUB COLORS

Standard Colors: Bone White Biscuit	Included
Premium Colors: Black Sterling Silver	\$ 460
Matte Finish:	NET \$ 485

BACK MASSEUSE SYSTEMS *Additional finishes on page 15*

System I - Manual Control (WP/CO) BAC.MA1-XXX	\$ 905
System II - Electronic Control (WP/CO) BAC.MA2-XXX	\$ 1,825
System III - Electronic Control (TA) BAC.MA3-XXX	\$ 2,890

COLD PLUNGE CLD.PL	\$ 9,990
-----------------------------	----------

EXPORT CRATE FRT.EXPCRT	NET \$ 145
----------------------------------	------------

EXTRA HIGH DENSITY HI.DEN	\$ 705
------------------------------------	--------

GRAB BARS (Pair) *Additional finishes on page 15*

Standard Grab Bars GRA.BAR-XXX (Group 1 - PC or PB)	\$ 470
Universal Grab Bars UGB-XXX (Group 1 - PC or PB)	\$ 505

HYDRO BLANKET | BLA.HEA-X

2 Zones	\$ 1,830
3 Zones	\$ 2,290
4 Zones	\$ 2,555

HYDRO COAT HYC.COA	\$ 325
-----------------------------	--------

HYDRO EXPRESS 69.104-HYD.EXP	NET \$ 145
---------------------------------------	------------

HYDRO FUSION

Hydro Fusion (Tub Only) 29.102	\$ 1,000
Hydro Fusion with Ozone (Tub Only) 29.103	\$ 1,355
Hydro Fusion (TA, Whirlpool, Combo) 29.107	\$ 1,510

HYDRO INDULGE HYD.IND	\$ 3,535
--------------------------------	----------

HYDROZONE UV COMBO SYSTEM | OZUV.XXX

Whirlpool and Combo Systems only	
110 V OZUV.110	\$ 1,170
220 V OZUV.220	\$ 1,170

INLINE HEATER *Whirlpool and Combo Systems only*

<i>No dedicated GFI required for 6 amp models.</i>	
12.50 Amps 1.5 KW - 110V 27.100	\$ 815
6.00 Amps 0.75 KW 27.103	\$ 730

JETS *Additional finishes on page 16*

Additional Jumbo or Rotating Jet (JET.JJ-XX JET.JR-XX)	
Group 1 - PC or PB	\$ 245
Additional Standard or Swirling Jet (JET.STD-XX JET.SWI-XX)	
Group 1 - PC or PB	\$ 235
Jumbo Jet Upgrade JUP.JJ-XX	\$ 105
Rotating Jet Upgrade JUP.JR-XX	\$ 105
Swirling Jet Upgrade JUP.SWI-XX	\$ 65
Micro Therapy Jet MTJ.XXX (BIS, BLA, BON, SIL, WHI)	\$ 190
Custom Jet Locations 69.116-CUS.JET	No Charge
<i>(Must include drawing of locations)</i>	

JET PLATING *For jet plating options go to page 16*

LED TEMP. READOUT KEYPAD LED.UPG	\$ 530
---	--------

Upgrade only, must have a keypad controlled system to purchase.

LIGHTING LED Bath Light Chromotherapy System LIG.LED	\$ 830
---	--------

LOW WATER PROTECTION (Includes 30 minute timer)

110V LOW.WAT-110	\$ 425
220V LOW.WAT-220	\$ 460

MICRO MOUNT 69.140MCREDG	\$ 135
-----------------------------------	--------

MOLDED ARMRESTS

Some molded armrests add an interior detail line to the bathtub

2 Armrests (one pair) ARM.MOL-2	\$ 145
-----------------------------------	--------

NECK MASSEUSE JET PILLOW PIL.NEC-XX	\$ 855
--	--------

Available in black, bone and white.

PADDED HEADREST PILLOW 41.128 (Black only)	\$ 145
---	--------

PUMPS Custom Pump Locations 69.116-CUS.PMP	No Charge
---	-----------

REMOTE CONTROL REM.CON	\$ 760
---------------------------------	--------

Must have system to purchase

WASTE & OVERFLOW WOV.XX	INCLUDED
--------------------------------------	----------

Integral W/O (Std. round) IWO.XX	\$ 365
Linear Integral W/O LWO-XXX	\$ 365

Additional finishes on page 17

LUCY

66" L x 36" W x 20" D - end drain
 72" L x 36" W x 20" D - end drain
 W/O Included
 Foam fill sound insulator included
 Remote blower required for Thermal Air system



MODEL / PRICING

LUC6636ATO	Tub Only	\$ 5,550	LUC7236ATO	Tub Only	\$ 5,690
LUC6636ATA	Thermal Air	\$ 8,745	LUC7236ATA	Thermal Air	\$ 8,900

COLORS *Additional lead time is required for premium colors*

ACRYLIC BATHTUB COLORS

Standard Colors: Bone White Biscuit	Included
Premium Colors: Black Sterling Silver	\$ 1,295
Matte Finish:	\$ 2,520
Dual Color Option:	\$ 2,280

MODEL/COLOR1/COLOR2 (XXX.XXX.XXX)

SURFACES (outside only)

Metallic: Polished Nickel [PN]	\$ 17,595
---------------------------------------	-----------

MODEL/METAL/COLOR (XXX.XXX.XXX)

COLD PLUNGE CLD.PL	\$ 9,990
-----------------------------	----------

EXPORT CRATE FRT.EXPCRT	NET \$ 145
----------------------------------	------------

EXTRA HIGH DENSITY HI.DEN	\$ 705
------------------------------------	--------

GRAB BARS (Pair)

Standard Grab Bars GRA.BAR-XXX	
Group 1 - PC or PB	\$ 470
Group 2 - AB, BB, SB, BC, PN, SN, BN	\$ 610
Group 3 - PG, BG, SG	\$ 825
Universal Grab Bars UGB-XXX	
Group 1 - PC or PB	\$ 505
Group 2 - AB, BB, SB, BC, PN, SN, BN	\$ 650
Group 3 - PG, BG, SG	\$ 850

HEATED BACKREST	INCLUDED ON THERMAL AIR
------------------------	-------------------------

HYDRO BLANKET | BLA.HEA-X

2 Zones	\$ 1,830
3 Zones	\$ 2,290
4 Zones	\$ 2,555
5 Zones (with 2 controls)	\$ 2,885

HYDRO COAT HYC.COA	\$ 325
-----------------------------	--------

HYDRO EXPRESS 69.104-HYD.EXP	NET \$ 265
---------------------------------------	------------

HYDROZONE	INCLUDED ON THERMAL AIR
------------------	-------------------------

ISLAND TUB DRAIN | ITD.XXX

ABS, PVC ITD.ABS ITD.PVC	\$ 365
Cast Iron ITD.CST	\$ 440

LED TEMP. READOUT KEYPAD LED.UPG	\$ 530
---	--------

Upgrade only, must have a keypad controlled system to purchase.

LIGHTING LED Bath Light Chromotherapy System LIG.LED	\$ 830
---	--------

MOLDED ARMRESTS

Some molded armrests add an interior detail line to the bathtub

2 Armrests (one pair) ARM.MOL-2	\$ 145
4 Armrests (two pairs) ARM.MOL-4	\$ 290

PADDED HEADREST PILLOW 41.128 (Black only)	\$ 145
---	--------

REMOTE CONTROL REM.CON	\$ 760
---------------------------------	--------

Must have thermal air system to purchase

WASTE & OVERFLOW

Integral W/O (Std. round) IWO.XX	INCLUDED
WHI, BIS, PC, PB, PN, BC, BB, BN, SC, SB, SN, ORB, PE	No Charge
Gold Finish Upgrade (PG, BG)	\$ 855

Linear Integral W/O LWO-XXX	NO CHARGE UPGRADE
--------------------------------------	-------------------

MAKYLA

75"L x 48"W x 21"D
Includes armrests and seats



MODEL / PRICING

MAK7548ATO	Tub Only	\$ 4,595	MAK7548ATA	Thermal Air	\$ 9,720
MAK7548AWP	Whirlpool (8)	\$ 9,355	MAK7548ACO	Combo System	\$ 11,880

COLORS *Additional lead time is required for premium colors*

ACRYLIC BATHTUB COLORS

Standard Colors: Bone White Biscuit	Included
Premium Colors: Black Sterling Silver	\$ 460
Matte Finish:	NET \$ 485

BACK MASSEUSE SYSTEMS *Additional finishes on page 15*

System I - Manual Control (WP/CO) BAC.MA1-XXX	\$ 905
System II - Electronic Control (WP/CO) BAC.MA2-XXX	\$ 1,825
System III - Electronic Control (TA) BAC.MA3-XXX	\$ 2,890

COLD PLUNGE CLD.PL	\$ 9,990
-----------------------------	----------

EXPORT CRATE FRT.EXPCRT	NET \$ 145
----------------------------------	------------

EXTRA HIGH DENSITY HI.DEN	\$ 705
------------------------------------	--------

GRAB BARS (Pair) *Additional finishes on page 15*

Standard Grab Bars GRA.BAR-XXX (Group 1 - PC or PB)	\$ 470
Universal Grab Bars UGB-XXX (Group 1 - PC or PB)	\$ 505

HYDRO BLANKET | BLA.HEA-X

2 Zones	\$ 1,830
3 Zones	\$ 2,290
4 Zones	\$ 2,555

HYDRO COAT HYC.COA	\$ 325
-----------------------------	--------

HYDRO EXPRESS 69.104-HYD.EXP	NET \$ 145
---------------------------------------	------------

HYDRO FUSION

Hydro Fusion (Tub Only) 29.102	\$ 1,000
Hydro Fusion with Ozone (Tub Only) 29.103	\$ 1,355
Hydro Fusion (TA, Whirlpool, Combo) 29.107	\$ 1,510

HYDRO INDULGE HYD.IND	\$ 3,535
--------------------------------	----------

HYDROZONE UV COMBO SYSTEM | OZUV.XXX

Whirlpool and Combo Systems only	
110 V OZUV.110	\$ 1,170
220 V OZUV.220	\$ 1,170

INLINE HEATER *Whirlpool and Combo Systems only*

<i>No dedicated GFI required for 6 amp models.</i>	
12.50 Amps 1.5 KW - 110V 27.100	\$ 815
6.00 Amps 0.75 KW 27.103	\$ 730

JETS *Additional finishes on page 16*

Additional Jumbo or Rotating Jet (JET.JJ-XX JET.JR-XX)	
Group 1 - PC or PB	\$ 245
Additional Standard or Swirling Jet (JET.STD-XX JET.SWI-XX)	
Group 1 - PC or PB	\$ 235
Jumbo Jet Upgrade JUP.JJ-XX	\$ 105
Rotating Jet Upgrade JUP.JR-XX	\$ 105
Swirling Jet Upgrade JUP.SWI-XX	\$ 65
Micro Therapy Jet MTJ.XXX (BIS, BLA, BON, SIL, WHI)	\$ 190
Custom Jet Locations 69.116-CUS.JET	No Charge
<i>(Must include drawing of locations)</i>	

JET PLATING *For jet plating options go to page 16*

LED TEMP. READOUT KEYPAD LED.UPG	\$ 530
---	--------

Upgrade only, must have a keypad controlled system to purchase.

LIGHTING LED Bath Light Chromotherapy System LIG.LED	\$ 830
---	--------

LOW WATER PROTECTION (Includes 30 minute timer)

110V LOW.WAT-110	\$ 425
220V LOW.WAT-220	\$ 460

MICRO MOUNT 69.140MCREDG	\$ 135
-----------------------------------	--------

PUMPS Custom Pump Locations 69.116-CUS.PMP	No Charge
---	-----------

REMOTE CONTROL REM.CON	\$ 760
---------------------------------	--------

Must have system to purchase

TILE FLANGES FLA.MO-X	\$ 210
--------------------------------	--------

UNDERMOUNT UNDRMT	No Charge
----------------------------	-----------

WASTE & OVERFLOW WOV.XX	INCLUDED
--------------------------------------	----------

Integral W/O (Std. round) IWO.XX	\$ 365
Linear Integral W/O LWO-XXX	\$ 365

Additional finishes on page 17

MALIA

60"L x 32"W x 21"D

60"L x 42"W x 21"D



MODEL / PRICING

MAL6032ATO	Tub Only	\$ 2,705
MAL6032AWP	Whirlpool (6)	\$ 5,340
MAL6032ATA	Thermal Air	\$ 5,995
MAL6032ACO	Combo System	\$ 8,410

MAL6042ATO	Tub Only	\$ 2,740
MAL6042AWP	Whirlpool (6)	\$ 5,470
MAL6042ATA	Thermal Air	\$ 6,160
MAL6042ACO	Combo System	\$ 8,470

COLORS *Additional lead time is required for premium colors*

ACRYLIC BATHTUB COLORS

Standard Colors: Bone White Biscuit	Included
Premium Colors: Black Sterling Silver	\$ 460
Matte Finish:	NET \$ 485

BACK MASSEUSE SYSTEMS *Additional finishes on page 15*

System I - Manual Control (WP/CO) BAC.MA1-XXX	\$ 905
System II - Electronic Control (WP/CO) BAC.MA2-XXX	\$ 1,825
System III - Electronic Control (TA) BAC.MA3-XXX	\$ 2,890

COLD PLUNGE CLD.PL	\$ 9,990
-----------------------------	----------

EXPORT CRATE FRT.EXPCRT	NET \$ 145
----------------------------------	------------

EXTRA HIGH DENSITY HI.DEN	\$ 705
------------------------------------	--------

GRAB BARS (Pair) *Additional finishes on page 15*

Standard Grab Bars GRA.BAR-XXX (Group 1 - PC or PB)	\$ 470
Universal Grab Bars UGB-XXX (Group 1 - PC or PB)	\$ 505

HYDRO BLANKET | BLA.HEA-X

2 Zones	\$ 1,830	4 Zones	\$ 2,555
3 Zones	\$ 2,290	5 Zones	\$ 2,885

HYDRO COAT HYC.COA	\$ 325
-----------------------------	--------

HYDRO EXPRESS 69.104-HYD.EXP	NET \$ 145
---------------------------------------	------------

HYDRO FUSION

Hydro Fusion (Tub Only) 29.102	\$ 1,000
Hydro Fusion with Ozone (Tub Only) 29.103	\$ 1,355
Hydro Fusion (TA, Whirlpool, Combo) 29.107	\$ 1,510

HYDRO INDULGE HYD.IND	\$ 3,535
--------------------------------	----------

HYDROZONE UV COMBO SYSTEM | OZUV.XXX

Whirlpool and Combo Systems only	
110 V OZUV.110	\$ 1,170
220 V OZUV.220	\$ 1,170

INLINE HEATER *Whirlpool and Combo Systems only*

<i>No dedicated GFI required for 6 amp models.</i>	
12.50 Amps 1.5 KW - 110V 27.100	\$ 815
6.00 Amps 0.75 KW 27.103	\$ 730

JETS *Additional finishes on page 16*

Additional Jumbo or Rotating Jet (JET.JJ-XX JET.JR-XX)	
Group 1 - PC or PB	\$ 245
Additional Standard or Swirling Jet (JET.STD-XX JET.SWI-XX)	
Group 1 - PC or PB	\$ 235
Jumbo Jet Upgrade JUP.JJ-XX	\$ 105
Rotating Jet Upgrade JUP.JR-XX	\$ 105
Swirling Jet Upgrade JUP.SWI-XX	\$ 65
Micro Therapy Jet MTJ.XXX (BIS, BLA, BON, SIL, WHI)	\$ 190
Custom Jet Locations 69.116-CUS.JET	No Charge
<i>(Must include drawing of locations)</i>	

JET PLATING *For jet plating options go to page 16*

LED TEMP. READOUT KEYPAD LED.UPG	\$ 530
---	--------

Upgrade only, must have a keypad controlled system to purchase.

LIGHTING LED Bath Light Chromotherapy System LIG.LED	\$ 830
---	--------

LOW WATER PROTECTION (Includes 30 minute timer)

110V LOW.WAT-110	\$ 425	220V LOW.WAT-220	\$ 460
--------------------	--------	--------------------	--------

MICRO MOUNT 69.140MCREDG	\$ 135
-----------------------------------	--------

MOLDED ARMRESTS

<i>Some molded armrests add an interior detail line to the bathtub</i>	
2 Armrests (one pair) ARM.MOL-2	\$ 145

NECK MASSEUSE JET PILLOW PIL.NEC-XX	\$ 855
--	--------

Available in black, bone and white.

PADDED HEADREST PILLOW 41.128 (Black only)	\$ 145
---	--------

PUMPS Custom Pump Locations 69.116-CUS.PMP	No Charge
---	-----------

REMOTE CONTROL REM.CON	\$ 760
---------------------------------	--------

Must have system to purchase

UNDERMOUNT UNDRMT	No Charge
----------------------------	-----------

WASTE & OVERFLOW WOV.XX	INCLUDED
--------------------------------------	----------

Integral W/O (Std. round) IWO.XX	\$ 365
---	--------

Linear Integral W/O LWO-XXX	\$ 365
--------------------------------------	--------

Additional finishes on page 17

MARISSA

70"L x 40"W x 25"D

Includes lumbar support

Available as freestanding model, see Lauren page 62



MODEL / PRICING

MRS7040ATO	Tub Only	\$ 3,785
MRS7040AWP	Whirlpool (6)	\$ 7,240

MRS7040ATA	Thermal Air	\$ 7,560
MRS7040ACO	Combo System	\$ 9,740

COLORS *Additional lead time is required for premium colors*

ACRYLIC BATHTUB COLORS

Standard Colors: Bone White Biscuit	Included
Premium Colors: Black Sterling Silver	\$ 460
Matte Finish:	NET \$ 485

BACK MASSEUSE SYSTEMS *Additional finishes on page 15*

System I - Manual Control (WP/CO) BAC.MA1-XXX	\$ 905
System II - Electronic Control (WP/CO) BAC.MA2-XXX	\$ 1,825
System III - Electronic Control (TA) BAC.MA3-XXX	\$ 2,890

COLD PLUNGE CLD.PL	\$ 9,990
-----------------------------	----------

EXPORT CRATE FRT.EXPCRT	NET \$ 145
----------------------------------	------------

EXTRA HIGH DENSITY HI.DEN	\$ 705
------------------------------------	--------

GRAB BARS (Pair) *Additional finishes on page 15*

Standard Grab Bars GRA.BAR-XXX (Group 1 - PC or PB)	\$ 470
Universal Grab Bars UGB-XXX (Group 1 - PC or PB)	\$ 505

HYDRO BLANKET | BLA.HEA-X

2 Zones	\$ 1,830	4 Zones	\$ 2,555
3 Zones	\$ 2,290	5 Zones	\$ 2,885

HYDRO COAT HYC.COA	\$ 325
-----------------------------	--------

HYDRO EXPRESS 69.104-HYD.EXP	NET \$ 145
---------------------------------------	------------

HYDRO FUSION

Hydro Fusion (Tub Only) 29.102	\$ 1,000
Hydro Fusion with Ozone (Tub Only) 29.103	\$ 1,355
Hydro Fusion (TA, Whirlpool, Combo) 29.107	\$ 1,510

HYDRO INDULGE HYD.IND	\$ 3,535
--------------------------------	----------

HYDROZONE UV COMBO SYSTEM | OZUV.XXX

Whirlpool and Combo Systems only	
110 V OZUV.110	\$ 1,170
220 V OZUV.220	\$ 1,170

INLINE HEATER *Whirlpool and Combo Systems only*

<i>No dedicated GFI required for 6 amp models.</i>	
12.50 Amps 1.5 KW - 110V 27.100	\$ 815
6.00 Amps 0.75 KW 27.103	\$ 730

JETS *Additional finishes on page 16*

Additional Jumbo or Rotating Jet (JET.JJ-XX JET.JR-XX)	
Group 1 - PC or PB	\$ 245
Additional Standard or Swirling Jet (JET.STD-XX JET.SWI-XX)	
Group 1 - PC or PB	\$ 235
Jumbo Jet Upgrade JUP.JJ-XX	\$ 105
Rotating Jet Upgrade JUP.JR-XX	\$ 105
Swirling Jet Upgrade JUP.SWI-XX	\$ 65
Micro Therapy Jet MTJ.XXX (BIS, BLA, BON, SIL, WHI)	\$ 190
Custom Jet Locations 69.116-CUS.JET	No Charge
<i>(Must include drawing of locations)</i>	

JET PLATING *For jet plating options go to page 16*

LED TEMP. READOUT KEYPAD LED.UPG	\$ 530
---	--------

Upgrade only, must have a keypad controlled system to purchase.

LIGHTING LED Bath Light Chromotherapy System LIG.LED	\$ 830
---	--------

LOW WATER PROTECTION (Includes 30 minute timer)

110V LOW.WAT-110	\$ 425
220V LOW.WAT-220	\$ 460

MICRO MOUNT 69.140MCREDG	\$ 135
-----------------------------------	--------

MOLDED ARMRESTS

Some molded armrests add an interior detail line to the bathtub

2 Armrests (one pair) ARM.MOL-2	\$ 145
-----------------------------------	--------

NECK MASSEUSE JET PILLOW PIL.NEC-XX	\$ 855
--	--------

Available in black, bone and white.

PADDED HEADREST PILLOW 41.128 (Black only)	\$ 145
---	--------

PUMPS Custom Pump Locations 69.116-CUS.PMP	No Charge
---	-----------

REMOTE CONTROL REM.CON	\$ 760
---------------------------------	--------

Must have system to purchase

WASTE & OVERFLOW WOV.XX	INCLUDED
--------------------------------------	----------

Integral W/O (Std. round) IWO.XX	\$ 365
---	--------

Linear Integral W/O LWO-XXX	\$ 365
--------------------------------------	--------

Additional finishes on page 17

MARLIE

60"L x 30"W x 20"D

60"L x 32"W x 20"D

60"L x 36"W x 20"D

66"L x 32"W x 20"D

66"L x 36"W x 20"D

Hidden end drain cover

Available as freestanding model, see Lexie page 63



MODEL / PRICING

MRL6030ATO	Tub Only	\$ 3,035	MRL6032ACO	Combo System	\$ 9,350	MRL6632ATA	Thermal Air	\$ 7,065
MRL6030AWP	Whirlpool (6)	\$ 6,725	MRL6036ATO	Tub Only	\$ 3,145	MRL6632ACO	Combo System	\$ 9,440
MRL6030ATA	Thermal Air	\$ 6,940	MRL6036AWP	Whirlpool (6)	\$ 6,855	MRL6636ATO	Tub Only	\$ 3,300
MRL6030ACO	Combo System	\$ 9,300	MRL6036ATA	Thermal Air	\$ 7,065	MRL6636AWP	Whirlpool (6)	\$ 6,905
MRL6032ATO	Tub Only	\$ 3,070	MRL6036ACO	Combo System	\$ 9,440	MRL6636ATA	Thermal Air	\$ 7,140
MRL6032AWP	Whirlpool (6)	\$ 6,755	MRL6632ATO	Tub Only	\$ 3,145	MRL6636ACO	Combo System	\$ 9,515
MRL6032ATA	Thermal Air	\$ 6,980	MRL6632AWP	Whirlpool (6)	\$ 6,820			

COLORS *Additional lead time is required for premium colors*

ACRYLIC BATHTUB COLORS

Standard Colors: Bone | White | Biscuit Included**Premium Colors:** Black | Sterling Silver \$ 460**Matte Finish:** NET \$ 485BACK MASSEUSE SYSTEMS *Additional finishes on page 15***System I** - Manual Control (WP/CO) | BAC.MA1-XXX \$ 905**System II** - Electronic Control (WP/CO) | BAC.MA2-XXX \$ 1,825**System III** - Electronic Control (TA) | BAC.MA3-XXX \$ 2,890**COLD PLUNGE** | CLD.PL \$ 9,990**EXPORT CRATE** | FRT.EXPCRT NET \$ 145**EXTRA HIGH DENSITY** | HI.DEN \$ 705GRAB BARS (Pair) *Additional finishes on page 15***Standard Grab Bars** | GRA.BAR-XXX (Group 1 - PC or PB) \$ 470**Universal Grab Bars** | UGB-XXX (Group 1 - PC or PB) \$ 505

HYDRO BLANKET | BLA.HEA-X

2 Zones \$ 1,830 4 Zones \$ 2,555

3 Zones \$ 2,290 5 Zones \$ 2,885

HYDRO COAT | HYC.COA \$ 325**HYDRO EXPRESS** | 69.104-HYD.EXP NET \$ 145

HYDRO FUSION

Hydro Fusion (Tub Only) | 29.102 \$ 1,000

Hydro Fusion with Ozone (Tub Only) | 29.103 \$ 1,355

Hydro Fusion (TA, Whirlpool, Combo) | 29.107 \$ 1,510

HYDRO INDULGE | HYD.IND \$ 3,535

HYDROZONE UV COMBO SYSTEM | OZUV.XXX

Whirlpool and Combo Systems only

110 V | OZUV.110 \$ 1,170 220 V | OZUV.220 \$ 1,170

INLINE HEATER *Whirlpool and Combo Systems only**No dedicated GFI required for 6 amp models.*

12.50 Amps 1.5 KW - 110V | 27.100 \$ 815

6.00 Amps 0.75 KW | 27.103 \$ 730

JETS *Additional finishes on page 16***Additional Jumbo or Rotating Jet** (JET.JJ-XX | JET.JR-XX)

Group 1 - PC or PB \$ 245

Additional Standard or Swirling Jet (JET.STD-XX | JET.SWI-XX)

Group 1 - PC or PB \$ 235

Jumbo Jet Upgrade | JUP.JJ-XX \$ 105**Rotating Jet Upgrade** | JUP.JR-XX \$ 105**Swirling Jet Upgrade** | JUP.SWI-XX \$ 65**Micro Therapy Jet** | MTJ.XXX (BIS, BLA, BON, SIL, WHI) \$ 190**Custom Jet Locations** | 69.116-CUS.JET No ChargeJET PLATING *For jet plating options go to page 16***LED TEMP. READOUT KEYPAD** | LED.UPG \$ 530*Upgrade only, must have a keypad controlled system to purchase.***LIGHTING** LED Bath Light Chromotherapy System | LIG.LED \$ 830

LOW WATER PROTECTION (Includes 30 minute timer)

110V | LOW.WAT-110 \$ 425 220V | LOW.WAT-220 \$ 460

MICRO MOUNT | 69.140MCREDG \$ 135MOLDED ARMRESTS *(may add interior detail line to bathtub)*


2 Armrests (one pair) | ARM.MOL-2 \$ 145

NECK MASSEUSE JET PILLOW | PIL.NEC-XX \$ 855*Available in black, bone and white.***PUMPS** **Custom Pump Locations** | 69.116-CUS.PMP No Charge**REMOTE CONTROL** | REM.CON \$ 760*Must have system to purchase*SKIRTS *For skirt options go to pages 16-17***TILE FLANGES** | FLA.MO-X \$ 210**UNDERMOUNT** | UNDRMT No Charge**WASTE & OVERFLOW** | WOV.XX INCLUDED**Integral W/O** (Std. round) | IWO.XX \$ 365**Linear Integral W/O** | LWO-XXX \$ 365*Additional finishes on page 17*

MELLENIE

70"L x 36"W x 22"H

Available as freestanding model, see Davinci page 32



MODEL / PRICING

MEN7036ATO	Tub Only	\$ 3,465	MEN7036ATA	Thermal Air	\$ 7,560
MEN7036AWP	Whirlpool (6)	\$ 7,145	MEN7036ACO	Combo System	\$ 9,935

COLORS *Additional lead time is required for premium colors*

ACRYLIC BATHTUB COLORS

Standard Colors: Bone White Biscuit	Included
Premium Colors: Black Sterling Silver	\$ 460
Matte Finish:	NET \$ 485

BACK MASSEUSE SYSTEMS *Additional finishes on page 15*

System I - Manual Control (WP/CO) BAC.MA1-XXX	\$ 905
System II - Electronic Control (WP/CO) BAC.MA2-XXX	\$ 1,825
System III - Electronic Control (TA) BAC.MA3-XXX	\$ 2,890

COLD PLUNGE CLD.PL	\$ 9,990
-----------------------------	----------

EXPORT CRATE FRT.EXPCRT	NET \$ 145
----------------------------------	------------

EXTRA HIGH DENSITY HI.DEN	\$ 705
------------------------------------	--------

GRAB BARS (Pair) *Additional finishes on page 15*

Standard Grab Bars GRA.BAR-XXX (Group 1 - PC or PB)	\$ 470
Universal Grab Bars UGB-XXX (Group 1 - PC or PB)	\$ 505

HYDRO BLANKET | BLA.HEA-X

2 Zones	\$ 1,830
3 Zones	\$ 2,290
4 Zones	\$ 2,555

HYDRO COAT HYC.COA	\$ 325
-----------------------------	--------

HYDRO EXPRESS 69.104-HYD.EXP	NET \$ 145
---------------------------------------	------------

HYDRO FUSION

Hydro Fusion (Tub Only) 29.102	\$ 1,000
Hydro Fusion with Ozone (Tub Only) 29.103	\$ 1,355
Hydro Fusion (TA, Whirlpool, Combo) 29.107	\$ 1,510

HYDRO INDULGE HYD.IND	\$ 3,535
--------------------------------	----------

HYDROZONE UV COMBO SYSTEM | OZUV.XXX

Whirlpool and Combo Systems only	
110 V OZUV.110	\$ 1,170
220 V OZUV.220	\$ 1,170

INLINE HEATER *Whirlpool and Combo Systems only*

<i>No dedicated GFI required for 6 amp models.</i>	
12.50 Amps 1.5 KW - 110V 27.100	\$ 815
6.00 Amps 0.75 KW 27.103	\$ 730

JETS *Additional finishes on page 16*

Additional Jumbo or Rotating Jet (JET.JJ-XX JET.JR-XX)	
Group 1 - PC or PB	\$ 245
Additional Standard or Swirling Jet (JET.STD-XX JET.SWI-XX)	
Group 1 - PC or PB	\$ 235
Jumbo Jet Upgrade JUP.JJ-XX	\$ 105
Rotating Jet Upgrade JUP.JR-XX	\$ 105
Swirling Jet Upgrade JUP.SWI-XX	\$ 65
Micro Therapy Jet MTJ.XXX (BIS, BLA, BON, SIL, WHI)	\$ 190
Custom Jet Locations 69.116-CUS.JET	No Charge
<i>(Must include drawing of locations)</i>	

JET PLATING *For jet plating options go to page 16*

LED TEMP. READOUT KEYPAD LED.UPG	\$ 530
---	--------

Upgrade only, must have a keypad controlled system to purchase.

LIGHTING LED Bath Light Chromotherapy System LIG.LED	\$ 830
---	--------

LOW WATER PROTECTION (Includes 30 minute timer)

110V LOW.WAT-110	\$ 425
220V LOW.WAT-220	\$ 460

MICRO MOUNT 69.140MCREDG	\$ 135
-----------------------------------	--------

NECK MASSEUSE JET PILLOW PIL.NEC-XX	\$ 855
--	--------

Available in black, bone and white.

PADDED HEADREST PILLOW 41.128 (Black only)	\$ 145
---	--------

PUMPS Custom Pump Locations 69.116-CUS.PMP	No Charge
--	-----------

REMOTE CONTROL REM.CON	\$ 760
---------------------------------	--------

Must have system to purchase

TILE FLANGES FLA.MO-X	\$ 210
--------------------------------	--------

UNDERMOUNT UNDRMT	No Charge
----------------------------	-----------

WASTE & OVERFLOW WOV.XXX	INCLUDED
---------------------------------------	----------

Integral W/O (Std. round) IWO.XX	\$ 365
Linear Integral W/O LWO-XXX	\$ 365

Additional finishes on page 17

MELISSA

66" L x 36" W x 20" D

72" L x 36" W x 20" D



MODEL / PRICING

MEL6636ATO	Tub Only	\$ 2,640
MEL6636AWP	Whirlpool (6)	\$ 6,225
MEL6636ATA	Thermal Air	\$ 6,460
MEL6636ACO	Combo System	\$ 9,385

MEL7236ATO	Tub Only	\$ 2,765
MEL7236AWP	Whirlpool (8)	\$ 6,580
MEL7236ATA	Thermal Air	\$ 6,595
MEL7236ACO	Combo System	\$ 9,725

COLORS *Additional lead time is required for premium colors*

ACRYLIC BATHTUB COLORS

Standard Colors: Bone White Biscuit	Included
Premium Colors: Black Sterling Silver	\$ 460
Matte Finish:	NET \$ 485

BACK MASSEUSE SYSTEMS *Additional finishes on page 15*

System I - Manual Control (WP/CO) BAC.MA1-XXX	\$ 905
System II - Electronic Control (WP/CO) BAC.MA2-XXX	\$ 1,825
System III - Electronic Control (TA) BAC.MA3-XXX	\$ 2,890

COLD PLUNGE CLD.PL	\$ 9,990
-----------------------------	----------

EXPORT CRATE FRT.EXPCRT	NET \$ 145
----------------------------------	------------

EXTRA HIGH DENSITY HI.DEN	\$ 705
------------------------------------	--------

GRAB BARS (Pair) *Additional finishes on page 15*

Standard Grab Bars GRA.BAR-XXX (Group 1 - PC or PB)	\$ 470
Universal Grab Bars UGB-XXX (Group 1 - PC or PB)	\$ 505

HYDRO BLANKET | BLA.HEA-X

2 Zones	\$ 1,830	4 Zones	\$ 2,555
3 Zones	\$ 2,290	5 Zones	\$ 2,885

HYDRO COAT HYC.COA	\$ 325
-----------------------------	--------

HYDRO EXPRESS 69.104-HYD.EXP	NET \$ 145
---------------------------------------	------------

HYDRO FUSION

Hydro Fusion (Tub Only) 29.102	\$ 1,000
Hydro Fusion with Ozone (Tub Only) 29.103	\$ 1,355
Hydro Fusion (TA, Whirlpool, Combo) 29.107	\$ 1,510

HYDRO INDULGE HYD.IND	\$ 3,535
--------------------------------	----------

HYDROZONE UV COMBO SYSTEM | OZUV.XXX

Whirlpool and Combo Systems only	
110 V OZUV.110	\$ 1,170
220 V OZUV.220	\$ 1,170

INLINE HEATER *Whirlpool and Combo Systems only*

<i>No dedicated GFI required for 6 amp models.</i>	
12.50 Amps 1.5 KW - 110V 27.100	\$ 815
6.00 Amps 0.75 KW 27.103	\$ 730

JETS *Additional finishes on page 16*

Additional Jumbo or Rotating Jet (JET.JJ-XX JET.JR-XX)	
Group 1 - PC or PB	\$ 245
Additional Standard or Swirling Jet (JET.STD-XX JET.SWI-XX)	
Group 1 - PC or PB	\$ 235
Jumbo Jet Upgrade JUP.JJ-XX	\$ 105
Rotating Jet Upgrade JUP.JR-XX	\$ 105
Swirling Jet Upgrade JUP.SWI-XX	\$ 65
Micro Therapy Jet MTJ.XXX (BIS, BLA, BON, SIL, WHI)	\$ 190
Custom Jet Locations 69.116-CUS.JET	No Charge
<i>(Must include drawing of locations)</i>	

JET PLATING *For jet plating options go to page 16*

LED TEMP. READOUT KEYPAD LED.UPG	\$ 530
---	--------

Upgrade only, must have a keypad controlled system to purchase.

LIGHTING LED Bath Light Chromotherapy System LIG.LED	\$ 830
---	--------

LOW WATER PROTECTION (Includes 30 minute timer)

110V LOW.WAT-110	\$ 425	220V LOW.WAT-220	\$ 460
--------------------	--------	--------------------	--------

MICRO MOUNT 69.140MCREDG	\$ 135
-----------------------------------	--------

MOLDED ARMRESTS *(may add interior detail line to bathtub)*

2 Armrests (one pair) ARM.MOL-2	\$ 145
-----------------------------------	--------

NECK MASSEUSE JET PILLOW PIL.NEC-XX	\$ 855
--	--------

Available in black, bone and white.

PADDED HEADREST PILLOW 41.128 (Black only)	\$ 145
---	--------

PUMPS Custom Pump Locations 69.116-CUS.PMP	No Charge
---	-----------

REMOTE CONTROL REM.CON	\$ 760
---------------------------------	--------

*Must have system to purchase*SKIRTS *For skirt options go to pages 16-17*

TILE FLANGES FLA.MO-X	\$ 210
--------------------------------	--------

UNDERMOUNT UNDRMT	No Charge
----------------------------	-----------

WASTE & OVERFLOW WOV.XX	INCLUDED
--------------------------------------	----------

Integral W/O (Std. round) IWO.XX	\$ 365
Linear Integral W/O LWO-XXX	\$ 365

Additional finishes on page 17

MICHELANGELO

66"L x 36"W x 23"D - side center drain

70"L x 36"W x 23"D - side center drain

W/O Included

Foam fill sound insulator included

Remote blower required for Thermal Air system



MODEL / PRICING

MMI6636ATO	Tub Only	\$ 10,990
MMI6636ATA	Thermal Air	\$ 15,285

MMI7036ATO	Tub Only	\$ 11,260
MMI7036ATA	Thermal Air	\$ 15,440

COLORS *Additional lead time is required for premium colors*

ACRYLIC BATHTUB COLORS

Standard Colors: Bone White Biscuit	Included
Premium Colors: Black Sterling Silver	\$ 1,295

SURFACES (outside only)

Metallic: Polished Nickel [PN]	\$ 17,595
MODEL/METAL/COLOR (XXX.XXX.XXX)	

COLD PLUNGE CLD.PL	\$ 9,990
-----------------------------	----------

EXPORT CRATE FRT.EXPCRT	NET \$ 145
----------------------------------	------------

EXTRA HIGH DENSITY HI.DEN	\$ 705
------------------------------------	--------

GRAB BARS (Pair)

Standard Grab Bars GRA.BAR-XXX	
Group 1 - PC or PB	\$ 470
Group 2 - AB, BB, SB, BC, PN, SN, BN	\$ 610
Group 3 - PG, BG, SG	\$ 825

Universal Grab Bars UGB-XXX	
Group 1 - PC or PB	\$ 505
Group 2 - AB, BB, SB, BC, PN, SN, BN	\$ 650
Group 3 - PG, BG, SG	\$ 850

HEATED BACKREST	INCLUDED ON THERMAL AIR
------------------------	-------------------------

HYDRO BLANKET BLA.HEA-X	
----------------------------------	--

2 Zones	\$ 1,830
3 Zones	\$ 2,290
4 Zones	\$ 2,555
5 Zones (with 2 controls)	\$ 2,885

HYDRO COAT HYC.COA	\$ 325
-----------------------------	--------

HYDRO EXPRESS 69.104-HYD.EXP	NET \$ 265
---------------------------------------	------------

HYDROZONE	INCLUDED ON THERMAL AIR
------------------	-------------------------

ISLAND TUB DRAIN ITD.XXX	
-----------------------------------	--

ABS, PVC ITD.ABS ITD.PVC	\$ 365
Cast Iron ITD.CST	\$ 440

LED TEMP. READOUT KEYPAD LED.UPG	\$ 530
---	--------

Upgrade only, must have a keypad controlled system to purchase.

LIGHTING LED Bath Light Chromatherapy System LIG.LED	\$ 830
---	--------

REMOTE CONTROL REM.CON	\$ 760
---------------------------------	--------

Must have thermal air system to purchase

WASTE & OVERFLOW

Integral W/O (Std. round) IWO.XX	INCLUDED
WHI, BIS, PC, PB, PN, BC, BB, BN, SC, SB, SN, ORB, PE	No Charge
Gold Finish Upgrade (PG, BG)	\$ 855

Linear Integral W/O LWO-XXX	NO CHARGE UPGRADE
--------------------------------------	-------------------

MONTEREY

60" L x 42" W x 24" D

72" L x 42" W x 24" D

Includes lumbar support



MODEL / PRICING

MON6042ATO	Tub Only	\$ 3,600
MON6042AWP	Whirlpool (8)	\$ 6,465
MON6042ATA	Thermal Air	\$ 7,240
MON6042ACO	Combo System	\$ 9,610

MON7242ATO	Tub Only	\$ 3,700
MON7242AWP	Whirlpool (8)	\$ 7,225
MON7242ATA	Thermal Air	\$ 7,185
MON7242ACO	Combo System	\$ 9,620

COLORS *Additional lead time is required for premium colors*

ACRYLIC BATHTUB COLORS

Standard Colors: Bone White Biscuit	Included
Premium Colors: Black Sterling Silver	\$ 460
Matte Finish:	NET \$ 485

BACK MASSEUSE SYSTEMS *Additional finishes on page 15*

System I - Manual Control (WP/CO) BAC.MA1-XXX	\$ 905
System II - Electronic Control (WP/CO) BAC.MA2-XXX	\$ 1,825
System III - Electronic Control (TA) BAC.MA3-XXX	\$ 2,890

COLD PLUNGE CLD.PL	\$ 9,990
-----------------------------	----------

EXPORT CRATE FRT.EXPCRT	NET \$ 145
----------------------------------	------------

EXTRA HIGH DENSITY HI.DEN	\$ 705
------------------------------------	--------

GRAB BARS (Pair) *Additional finishes on page 15*

Standard Grab Bars GRA.BAR-XXX (Group 1 - PC or PB)	\$ 470
Universal Grab Bars UGB-XXX (Group 1 - PC or PB)	\$ 505

HYDRO BLANKET | BLA.HEA-X

2 Zones	\$ 1,830
3 Zones	\$ 2,290
4 Zones	\$ 2,555

HYDRO COAT HYC.COA	\$ 325
-----------------------------	--------

HYDRO EXPRESS 69.104-HYD.EXP	NET \$ 145
---------------------------------------	------------

HYDRO FUSION

Hydro Fusion (Tub Only) 29.102	\$ 1,000
Hydro Fusion with Ozone (Tub Only) 29.103	\$ 1,355
Hydro Fusion (TA, Whirlpool, Combo) 29.107	\$ 1,510

HYDRO INDULGE HYD.IND	\$ 3,535
--------------------------------	----------

HYDROZONE UV COMBO SYSTEM | OZUV.XXX

Whirlpool and Combo Systems only	
110 V OZUV.110	\$ 1,170
220 V OZUV.220	\$ 1,170

INLINE HEATER *Whirlpool and Combo Systems only*

No dedicated GFI required for 6 amp models.

12.50 Amps 1.5 KW - 110V 27.100	\$ 815
6.00 Amps 0.75 KW 27.103	\$ 730

JETS *Additional finishes on page 16*

Additional Jumbo or Rotating Jet (JET.JJ-XX JET.JR-XX)	
Group 1 - PC or PB	\$ 245
Additional Standard or Swirling Jet (JET.STD-XX JET.SWI-XX)	
Group 1 - PC or PB	\$ 235
Jumbo Jet Upgrade JUP.JJ-XX	\$ 105
Rotating Jet Upgrade JUP.JR-XX	\$ 105
Swirling Jet Upgrade JUP.SWI-XX	\$ 65
Micro Therapy Jet MTJ.XXX (BIS, BLA, BON, SIL, WHI)	\$ 190
Custom Jet Locations 69.116-CUS.JET	No Charge
<i>(Must include drawing of locations)</i>	

JET PLATING *For jet plating options go to page 16*

LED TEMP. READOUT KEYPAD LED.UPG	\$ 530
---	--------

Upgrade only, must have a keypad controlled system to purchase.

LIGHTING LED Bath Light Chromotherapy System LIG.LED	\$ 830
---	--------

LOW WATER PROTECTION (Includes 30 minute timer)

110V LOW.WAT-110	\$ 425
220V LOW.WAT-220	\$ 460

MICRO MOUNT 69.140MCREDG	\$ 135
-----------------------------------	--------

NECK MASSEUSE JET PILLOW PIL.NEC-XX	\$ 855
--	--------

Available in black, bone and white.

PADDED HEADREST PILLOW 41.128 (Black only)	\$ 145
---	--------

PUMPS Custom Pump Locations 69.116-CUS.PMP	No Charge
---	-----------

REMOTE CONTROL REM.CON	\$ 760
---------------------------------	--------

Must have system to purchase

TILE FLANGES FLA.MO-X	\$ 210
--------------------------------	--------

UNDERMOUNT UNDRMT	No Charge
----------------------------	-----------

WASTE & OVERFLOW WOV.XX	INCLUDED
--------------------------------------	----------

Integral W/O (Std. round) IWO.XX	\$ 365
Linear Integral W/O LWO-XXX	\$ 365

Additional finishes on page 17

MYSTIQUE

78" L x 44" W x 22" D

Includes pillows



MODEL / PRICING

MYS7844ATO	Tub Only	\$ 4,655	MYS7844ATA	Thermal Air	\$ 8,790
MYS7844AWP	Whirlpool (10)	\$ 8,955	MYS7844ACO	Combo System	\$ 11,670

COLORS *Additional lead time is required for premium colors*

ACRYLIC BATHTUB COLORS

Standard Colors: Bone White Biscuit	Included
Premium Colors: Black Sterling Silver	\$ 460
Matte Finish:	NET \$ 485

BACK MASSEUSE SYSTEMS *Additional finishes on page 15*

System I - Manual Control (WP/CO) BAC.MA1-XXX	\$ 905
System II - Electronic Control (WP/CO) BAC.MA2-XXX	\$ 1,825
System III - Electronic Control (TA) BAC.MA3-XXX	\$ 2,890

COLD PLUNGE CLD.PL	\$ 9,990
-----------------------------	----------

EXPORT CRATE FRT.EXPCRT	NET \$ 145
----------------------------------	------------

EXTRA HIGH DENSITY HI.DEN	\$ 705
------------------------------------	--------

GRAB BARS (Pair) *Additional finishes on page 15*

Standard Grab Bars GRA.BAR-XXX (Group 1 - PC or PB)	\$ 470
Universal Grab Bars UGB-XXX (Group 1 - PC or PB)	\$ 505

HYDRO BLANKET | BLA.HEA-X

2 Zones	\$ 1,830
3 Zones	\$ 2,290
4 Zones	\$ 2,555

HYDRO COAT HYC.COA	\$ 325
-----------------------------	--------

HYDRO EXPRESS 69.104-HYD.EXP	NET \$ 145
---------------------------------------	------------

HYDRO FUSION

Hydro Fusion (Tub Only) 29.102	\$ 1,000
Hydro Fusion with Ozone (Tub Only) 29.103	\$ 1,355
Hydro Fusion (TA, Whirlpool, Combo) 29.107	\$ 1,510

HYDRO INDULGE HYD.IND	\$ 3,535
--------------------------------	----------

HYDROZONE UV COMBO SYSTEM | OZUV.XXX

Whirlpool and Combo Systems only	
110 V OZUV.110	\$ 1,170
220 V OZUV.220	\$ 1,170

INLINE HEATER *Whirlpool and Combo Systems only*

<i>No dedicated GFI required for 6 amp models.</i>	
12.50 Amps 1.5 KW - 110V 27.100	\$ 815
6.00 Amps 0.75 KW 27.103	\$ 730

JETS *Additional finishes on page 16*

Additional Jumbo or Rotating Jet (JET.JJ-XX JET.JR-XX)	
Group 1 - PC or PB	\$ 245
Additional Standard or Swirling Jet (JET.STD-XX JET.SWI-XX)	
Group 1 - PC or PB	\$ 235
Jumbo Jet Upgrade JUP.JJ-XX	\$ 105
Rotating Jet Upgrade JUP.JR-XX	\$ 105
Swirling Jet Upgrade JUP.SWI-XX	\$ 65
Micro Therapy Jet MTJ.XXX (BIS, BLA, BON, SIL, WHI)	\$ 190
Custom Jet Locations 69.116-CUS.JET	No Charge
<i>(Must include drawing of locations)</i>	

JET PLATING *For jet plating options go to page 16*

LED TEMP. READOUT KEYPAD LED.UPG	\$ 530
---	--------

Upgrade only, must have a keypad controlled system to purchase.

LIGHTING LED Bath Light Chromotherapy System LIG.LED	\$ 830
---	--------

LOW WATER PROTECTION (Includes 30 minute timer)

110V LOW.WAT-110	\$ 425
220V LOW.WAT-220	\$ 460

PUMPS Custom Pump Locations 69.116-CUS.PMP	No Charge
---	-----------

REMOTE CONTROL REM.CON	\$ 760
---------------------------------	--------

Must have system to purchase

WASTE & OVERFLOW WOV.XXX	INCLUDED
---------------------------------------	----------

Integral W/O (Std. round) IWO.XX	\$ 365
Linear Integral W/O LWO-XXX	\$ 365

Additional finishes on page 17

NATALIE

78" L x 44" W x 24" D

Includes armrests



MODEL / PRICING

NAT7844ATO	Tub Only	\$ 4,595
NAT7844AWP	Whirlpool (8)	\$ 9,930

NAT7844ATA	Thermal Air	\$ 10,305
NAT7844ACO	Combo System	\$ 12,630

COLORS *Additional lead time is required for premium colors*

ACRYLIC BATHTUB COLORS

Standard Colors: Bone White Biscuit	Included
Premium Colors: Black Sterling Silver	\$ 460
Matte Finish:	NET \$ 485

BACK MASSEUSE SYSTEMS *Additional finishes on page 15*

System I - Manual Control (WP/CO) BAC.MA1-XXX	\$ 905
System II - Electronic Control (WP/CO) BAC.MA2-XXX	\$ 1,825
System III - Electronic Control (TA) BAC.MA3-XXX	\$ 2,890

COLD PLUNGE CLD.PL	\$ 9,990
-----------------------------	----------

EXPORT CRATE FRT.EXPCRT	NET \$ 145
----------------------------------	------------

EXTRA HIGH DENSITY HI.DEN	\$ 705
------------------------------------	--------

GRAB BARS (Pair) *Additional finishes on page 15*

Standard Grab Bars GRA.BAR-XXX (Group 1 - PC or PB)	\$ 470
Universal Grab Bars UGB-XXX (Group 1 - PC or PB)	\$ 505

HYDRO BLANKET | BLA.HEA-X

2 Zones	\$ 1,830
3 Zones	\$ 2,290
4 Zones	\$ 2,555

HYDRO COAT HYC.COA	\$ 325
-----------------------------	--------

HYDRO EXPRESS 69.104-HYD.EXP	NET \$ 145
---------------------------------------	------------

HYDRO FUSION

Hydro Fusion (Tub Only) 29.102	\$ 1,000
Hydro Fusion with Ozone (Tub Only) 29.103	\$ 1,355
Hydro Fusion (TA, Whirlpool, Combo) 29.107	\$ 1,510

HYDRO INDULGE HYD.IND	\$ 3,535
--------------------------------	----------

HYDROZONE UV COMBO SYSTEM | OZUV.XXX

Whirlpool and Combo Systems only	
110 V OZUV.110	\$ 1,170
220 V OZUV.220	\$ 1,170

INLINE HEATER *Whirlpool and Combo Systems only*

No dedicated GFI required for 6 amp models.

12.50 Amps 1.5 KW - 110V 27.100	\$ 815
6.00 Amps 0.75 KW 27.103	\$ 730

JETS *Additional finishes on page 16*

Additional Jumbo or Rotating Jet (JET.JJ-XX JET.JR-XX)	
Group 1 - PC or PB	\$ 245
Additional Standard or Swirling Jet (JET.STD-XX JET.SWI-XX)	
Group 1 - PC or PB	\$ 235
Jumbo Jet Upgrade JUP.JJ-XX	\$ 105
Rotating Jet Upgrade JUP.JR-XX	\$ 105
Swirling Jet Upgrade JUP.SWI-XX	\$ 65
Micro Therapy Jet MTJ.XXX (BIS, BLA, BON, SIL, WHI)	\$ 190
Custom Jet Locations 69.116-CUS.JET	No Charge

(Must include drawing of locations)

JET PLATING *For jet plating options go to page 16*

LED TEMP. READOUT KEYPAD LED.UPG	\$ 530
---	--------

Upgrade only, must have a keypad controlled system to purchase.

LIGHTING LED Bath Light Chromotherapy System LIG.LED	\$ 830
---	--------

LOW WATER PROTECTION (Includes 30 minute timer)

110V LOW.WAT-110	\$ 425
220V LOW.WAT-220	\$ 460

NECK MASSEUSE JET PILLOW PIL.NEC-XX	\$ 855
--	--------

Available in black, bone and white.

PADDED HEADREST PILLOW 41.128 (Black only)	\$ 145
---	--------

PUMPS Custom Pump Locations 69.116-CUS.PMP	No Charge
---	-----------

REMOTE CONTROL REM.CON	\$ 760
---------------------------------	--------

Must have system to purchase

WASTE & OVERFLOW WOV.XX	INCLUDED
--------------------------------------	----------

Integral W/O (Std. round) IWO.XX	\$ 365
Linear Integral W/O LWO-XXX	\$ 365

Additional finishes on page 17

NATASHA

66" L x 36" W x 21" D

70" L x 36" W x 24" D

Includes lumbar support

Available as freestanding model, see Rockwell page 88



MODEL / PRICING

NAS6636ATO	Tub Only	\$ 3,770
NAS6636AWP	Whirlpool (8)	\$ 7,130
NAS6636ATA	Thermal Air	\$ 7,295
NAS6636ACO	Combo System	\$ 9,760

NAS7036ATO	Tub Only	\$ 3,860
NAS7036AWP	Whirlpool (8)	\$ 7,390
NAS7036ATA	Thermal Air	\$ 7,715
NAS7036ACO	Combo System	\$ 9,935

COLORS *Additional lead time is required for premium colors*

ACRYLIC BATHTUB COLORS

Standard Colors: Bone White Biscuit	Included
Premium Colors: Black Sterling Silver	\$ 460
Matte Finish:	NET \$ 485

BACK MASSEUSE SYSTEMS *Additional finishes on page 15*

System I - Manual Control (WP/CO) BAC.MA1-XXX	\$ 905
System II - Electronic Control (WP/CO) BAC.MA2-XXX	\$ 1,825
System III - Electronic Control (TA) BAC.MA3-XXX	\$ 2,890

COLD PLUNGE CLD.PL	\$ 9,990
-----------------------------	----------

EXPORT CRATE FRT.EXPCRT	NET \$ 145
----------------------------------	------------

EXTRA HIGH DENSITY HI.DEN	\$ 705
------------------------------------	--------

GRAB BARS (Pair) *Additional finishes on page 15*

Standard Grab Bars GRA.BAR-XXX (Group 1 - PC or PB)	\$ 470
Universal Grab Bars UGB-XXX (Group 1 - PC or PB)	\$ 505

HYDRO BLANKET | BLA.HEA-X

2 Zones	\$ 1,830
3 Zones	\$ 2,290
4 Zones	\$ 2,555

HYDRO COAT HYC.COA	\$ 325
-----------------------------	--------

HYDRO EXPRESS 69.104-HYD.EXP	NET \$ 145
---------------------------------------	------------

HYDRO FUSION

Hydro Fusion (Tub Only) 29.102	\$ 1,000
Hydro Fusion with Ozone (Tub Only) 29.103	\$ 1,355
Hydro Fusion (TA, Whirlpool, Combo) 29.107	\$ 1,510

HYDRO INDULGE HYD.IND	\$ 3,535
--------------------------------	----------

HYDROZONE UV COMBO SYSTEM | OZUV.XXX

Whirlpool and Combo Systems only	
110 V OZUV.110	\$ 1,170
220 V OZUV.220	\$ 1,170

INLINE HEATER *Whirlpool and Combo Systems only*

<i>No dedicated GFI required for 6 amp models.</i>	
12.50 Amps 1.5 KW - 110V 27.100	\$ 815
6.00 Amps 0.75 KW 27.103	\$ 730

JETS *Additional finishes on page 16*

Additional Jumbo or Rotating Jet (JET.JJ-XX JET.JR-XX)	
Group 1 - PC or PB	\$ 245
Additional Standard or Swirling Jet (JET.STD-XX JET.SWI-XX)	
Group 1 - PC or PB	\$ 235
Jumbo Jet Upgrade JUP.JJ-XX	\$ 105
Rotating Jet Upgrade JUP.JR-XX	\$ 105
Swirling Jet Upgrade JUP.SWI-XX	\$ 65
Micro Therapy Jet MTJ.XXX (BIS, BLA, BON, SIL, WHI)	\$ 190
Custom Jet Locations 69.116-CUS.JET	No Charge
<i>(Must include drawing of locations)</i>	

JET PLATING *For jet plating options go to page 16*

LED TEMP. READOUT KEYPAD LED.UPG	\$ 530
---	--------

Upgrade only, must have a keypad controlled system to purchase.

LIGHTING LED Bath Light Chromotherapy System LIG.LED	\$ 830
---	--------

LOW WATER PROTECTION (Includes 30 minute timer)

110V LOW.WAT-110	\$ 425
220V LOW.WAT-220	\$ 460

MICRO MOUNT 69.140MCREDG	\$ 135
-----------------------------------	--------

MOLDED ARMRESTS

Some molded armrests add an interior detail line to the bathtub

2 Armrests (one pair) ARM.MOL-2	\$ 145
-----------------------------------	--------

NECK MASSEUSE JET PILLOW PIL.NEC-XX	\$ 855
--	--------

Available in black, bone and white.

PADDED HEADREST PILLOW 41.128 (Black only)	\$ 145
---	--------

PUMPS Custom Pump Locations 69.116-CUS.PMP	No Charge
---	-----------

REMOTE CONTROL REM.CON	\$ 760
---------------------------------	--------

Must have system to purchase

WASTE & OVERFLOW WOV.XX	INCLUDED
--------------------------------------	----------

Integral W/O (Std. round) IWO.XX	\$ 365
Linear Integral W/O LWO-XXX	\$ 365

Additional finishes on page 17

NINA (DROP-IN)

72"L x 44"W x 22"D

Includes armrests



MODEL / PRICING

NIL7244ATO	Tub Only	\$ 3,955	NIL7244ATA	Thermal Air	\$ 8,440
NIL7244AWP	Whirlpool (8)	\$ 9,430	NIL7244ACO	Combo System	\$ 11,160

COLORS *Additional lead time is required for premium colors*

ACRYLIC BATHTUB COLORS

Standard Colors: Bone White Biscuit	Included
Premium Colors: Black Sterling Silver	\$ 460
Matte Finish:	NET \$ 485

BACK MASSEUSE SYSTEMS *Additional finishes on page 15*

System I - Manual Control (WP/CO) BAC.MA1-XXX	\$ 905
System II - Electronic Control (WP/CO) BAC.MA2-XXX	\$ 1,825
System III - Electronic Control (TA) BAC.MA3-XXX	\$ 2,890

COLD PLUNGE CLD.PL	\$ 9,990
-----------------------------	----------

EXPORT CRATE FRT.EXPCRT	NET \$ 145
----------------------------------	------------

EXTRA HIGH DENSITY HI.DEN	\$ 705
------------------------------------	--------

GRAB BARS (Pair) *Additional finishes on page 15*

Standard Grab Bars GRA.BAR-XXX (Group 1 - PC or PB)	\$ 470
Universal Grab Bars UGB-XXX (Group 1 - PC or PB)	\$ 505

HYDRO BLANKET | BLA.HEA-X

2 Zones	\$ 1,830
3 Zones	\$ 2,290
4 Zones	\$ 2,555

HYDRO COAT HYC.COA	\$ 325
-----------------------------	--------

HYDRO EXPRESS 69.104-HYD.EXP	NET \$ 145
---------------------------------------	------------

HYDRO FUSION

Hydro Fusion (Tub Only) 29.102	\$ 1,000
Hydro Fusion with Ozone (Tub Only) 29.103	\$ 1,355
Hydro Fusion (TA, Whirlpool, Combo) 29.107	\$ 1,510

HYDRO INDULGE HYD.IND	\$ 3,535
--------------------------------	----------

HYDROZONE UV COMBO SYSTEM | OZUV.XXX

Whirlpool and Combo Systems only	
110 V OZUV.110	\$ 1,170
220 V OZUV.220	\$ 1,170

INLINE HEATER *Whirlpool and Combo Systems only*

No dedicated GFI required for 6 amp models.

12.50 Amps 1.5 KW - 110V 27.100	\$ 815
6.00 Amps 0.75 KW 27.103	\$ 730

JETS *Additional finishes on page 16*

Additional Jumbo or Rotating Jet (JET.JJ-XX JET.JR-XX)	
Group 1 - PC or PB	\$ 245
Additional Standard or Swirling Jet (JET.STD-XX JET.SWI-XX)	
Group 1 - PC or PB	\$ 235
Jumbo Jet Upgrade JUP.JJ-XX	\$ 105
Rotating Jet Upgrade JUP.JR-XX	\$ 105
Swirling Jet Upgrade JUP.SWI-XX	\$ 65
Micro Therapy Jet MTJ.XXX (BIS, BLA, BON, SIL, WHI)	\$ 190
Custom Jet Locations 69.116-CUS.JET	No Charge
<i>(Must include drawing of locations)</i>	

JET PLATING *For jet plating options go to page 16*

LED TEMP. READOUT KEYPAD LED.UPG	\$ 530
---	--------

Upgrade only, must have a keypad controlled system to purchase.

LIGHTING LED Bath Light Chromotherapy System LIG.LED	\$ 830
---	--------

LOW WATER PROTECTION (Includes 30 minute timer)

110V LOW.WAT-110	\$ 425
220V LOW.WAT-220	\$ 460

MICRO MOUNT 69.140MCREDDG	\$ 135
------------------------------------	--------

NECK MASSEUSE JET PILLOW PIL.NEC-XX	\$ 855
--	--------

Available in black, bone and white.

PADDED HEADREST PILLOW 41.128 (Black only)	\$ 145
---	--------

PUMPS Custom Pump Locations 69.116-CUS.PMP	No Charge
---	-----------

REMOTE CONTROL REM.CON	\$ 760
---------------------------------	--------

Must have system to purchase

WASTE & OVERFLOW WOV.XX	INCLUDED
--------------------------------------	----------

Integral W/O (Std. round) IWO.XX	\$ 365
---	--------

Linear Integral W/O LWO-XXX	\$ 365
--------------------------------------	--------

Additional finishes on page 17

NINA (FREESTANDING)

72" L x 44" W x 22" D - side-center drain
 W/O Included
 Includes armrests
 Custom jet locations not available on this model



MODEL / PRICING

NIN7244ATO	Tub Only	\$ 5,780	NIN7244ATA	Thermal Air	\$ 10,400
NIN7244AWP	Whirlpool (8)	\$ 11,350	NIN7244ACO	Combo System	\$ 13,010

COLORS *Additional lead time is required for premium colors*

ACRYLIC BATHTUB COLORS

Standard Colors: Bone White Biscuit	Included
Premium Colors: Black Sterling Silver	\$ 1,295
Matte Finish:	\$ 2,520
Dual Color Option:	\$ 2,280
MODEL/COLOR1/COLOR2 (XXX.XXX.XXX)	

SURFACES (outside only)

Metallic: Polished Nickel [PN]	\$ 17,595
MODEL/METAL/COLOR (XXX.XXX.XXX)	

BACK MASSEUSE SYSTEMS *Additional finishes on page 15*

System I - Manual Control (WP/CO) BAC.MA1-XXX	\$ 905
--	--------

COLD PLUNGE CLD.PL	\$ 9,990
-----------------------------	----------

EXPORT CRATE FRT.EXPCRT	NET \$ 145
----------------------------------	------------

EXTRA HIGH DENSITY HI.DEN	\$ 705
------------------------------------	--------

GRAB BARS (Pair)

Standard Grab Bars GRA.BAR-XXX	
Group 1 - PC or PB	\$ 470
Group 2 - AB, BB, SB, BC, PN, SN, BN	\$ 610
Group 3 - PG, BG, SG	\$ 825

Universal Grab Bars UGB-XXX	
Group 1 - PC or PB	\$ 505
Group 2 - AB, BB, SB, BC, PN, SN, BN	\$ 650
Group 3 - PG, BG, SG	\$ 850

HEATED BACKREST	INCLUDED ON THERMAL AIR
------------------------	-------------------------

HYDRO BLANKET BLA.HEA-X	
----------------------------------	--

2 Zones	\$ 1,830
3 Zones	\$ 2,290
4 Zones	\$ 2,555

HYDRO COAT HYC.COA	\$ 325
-----------------------------	--------

HYDRO EXPRESS 69.104-HYD.EXP	NET \$ 265
---------------------------------------	------------

HYDROZONE	INCLUDED ON THERMAL AIR
------------------	-------------------------

HYDROZONE UV COMBO SYSTEM OZUV.XXX	
---	--

<i>Whirlpool and Combo Systems only</i>	
110 V OZUV.110	\$ 1,170
220 V OZUV.220	\$ 1,170

INLINE HEATER *Whirlpool and Combo Systems only*

<i>No dedicated GFI required for 6 amp models.</i>	
12.50 Amps 1.5 KW - 110V 27.100	\$ 815
6.00 Amps 0.75 KW 27.103	\$ 730

ISLAND TUB DRAIN | ITD.XXX

ABS, PVC ITD.ABS ITD.PVC	\$ 365
Cast Iron ITD.CST	\$ 440

JETS *Additional finishes on page 16*

Additional Jumbo or Rotating Jet (JET.JJ-XX JET.JR-XX)	
Group 1 - PC or PB	\$ 245
Additional Standard or Swirling Jet (JET.STD-XX JET.SWI-XX)	
Group 1 - PC or PB	\$ 235
Jumbo Jet Upgrade JUP.JJ-XX	\$ 105
Rotating Jet Upgrade JUP.JR-XX	\$ 105
Swirling Jet Upgrade JUP.SWI-XX	\$ 65
Micro Therapy Jet MTJ.XXX (BIS, BLA, BON, SIL, WHI)	\$ 190

JET PLATING *For jet plating options go to page 16*

LED TEMP. READOUT KEYPAD LED.UPG	\$ 530
---	--------

Upgrade only, must have a keypad controlled system to purchase.

LIGHTING LED Bath Light Chromotherapy System LIG.LED	\$ 830
---	--------

LOW WATER PROTECTION (Includes 30 minute timer)

110V LOW.WAT-110	\$ 425
220V LOW.WAT-220	\$ 460

PADDED HEADREST PILLOW 41.128 (Black only)	\$ 145
---	--------

PUMPS Custom Pump Locations 69.116-CUS.PMP	No Charge
---	-----------

REMOTE CONTROL REM.CON	\$ 760
---------------------------------	--------

Must have thermal air system to purchase

WASTE & OVERFLOW

Integral W/O (Std. round) IWO.XX	INCLUDED
WHI, BIS, PC, PB, PN, BC, BB, BN, SC, SB, SN, ORB, PE	No Charge
Gold Finish Upgrade (PG, BG)	\$ 855

Linear Integral W/O LWO-XXX	NO CHARGE UPGRADE
--------------------------------------	-------------------

NOELLE

70" L x 40" W x 24" D

Includes lumbar support

Available in freestanding model, see Sophia page 94



MODEL / PRICING

NOE7040ATO	Tub Only	\$ 3,785	NOE7040ATA	Thermal Air	\$ 7,560
NOE7040AWP	Whirlpool (8)	\$ 7,240	NOE7040ACO	Combo System	\$ 9,740

COLORS *Additional lead time is required for premium colors*

ACRYLIC BATHTUB COLORS

Standard Colors: Bone White Biscuit	Included
Premium Colors: Black Sterling Silver	\$ 460
Matte Finish:	NET \$ 485

BACK MASSEUSE SYSTEMS *Additional finishes on page 15*

System I - Manual Control (WP/CO) BAC.MA1-XXX	\$ 905
System II - Electronic Control (WP/CO) BAC.MA2-XXX	\$ 1,825
System III - Electronic Control (TA) BAC.MA3-XXX	\$ 2,890

COLD PLUNGE | CLD.PL \$ 9,990

EXPORT CRATE | FRT.EXPCRT NET \$ 145

EXTRA HIGH DENSITY | HI.DEN \$ 705

GRAB BARS (Pair) *Additional finishes on page 15*

Standard Grab Bars GRA.BAR-XXX (Group 1 - PC or PB)	\$ 470
Universal Grab Bars UGB-XXX (Group 1 - PC or PB)	\$ 505

HYDRO BLANKET | BLA.HEA-X

2 Zones	\$ 1,830	4 Zones	\$ 2,555
3 Zones	\$ 2,290	5 Zones	\$ 2,885

HYDRO COAT | HYC.COA \$ 325

HYDRO EXPRESS | 69.104-HYD.EXP NET \$ 145

HYDRO FUSION

Hydro Fusion (Tub Only) 29.102	\$ 1,000
Hydro Fusion with Ozone (Tub Only) 29.103	\$ 1,355
Hydro Fusion (TA, Whirlpool, Combo) 29.107	\$ 1,510

HYDRO INDULGE | HYD.IND \$ 3,535

HYDROZONE UV COMBO SYSTEM | OZUV.XXX

Whirlpool and Combo Systems only	
110 V OZUV.110	\$ 1,170
220 V OZUV.220	\$ 1,170

INLINE HEATER *Whirlpool and Combo Systems only*

<i>No dedicated GFI required for 6 amp models.</i>	
12.50 Amps 1.5 KW - 110V 27.100	\$ 815
6.00 Amps 0.75 KW 27.103	\$ 730

JETS *Additional finishes on page 16*

Additional Jumbo or Rotating Jet (JET.JJ-XX JET.JR-XX)	
Group 1 - PC or PB	\$ 245
Additional Standard or Swirling Jet (JET.STD-XX JET.SWI-XX)	
Group 1 - PC or PB	\$ 235
Jumbo Jet Upgrade JUP.JJ-XX	\$ 105
Rotating Jet Upgrade JUP.JR-XX	\$ 105
Swirling Jet Upgrade JUP.SWI-XX	\$ 65
Micro Therapy Jet MTJ.XXX (BIS, BLA, BON, SIL, WHI)	\$ 190
Custom Jet Locations 69.116-CUS.JET	No Charge

(Must include drawing of locations)

JET PLATING *For jet plating options go to page 16*

LED TEMP. READOUT KEYPAD | LED.UPG \$ 530

Upgrade only, must have a keypad controlled system to purchase.

LIGHTING LED Bath Light Chromotherapy System | LIG.LED \$ 830

LOW WATER PROTECTION (Includes 30 minute timer)

110V LOW.WAT-110	\$ 425	220V LOW.WAT-220	\$ 460
--------------------	--------	--------------------	--------

MICRO MOUNT | 69.140MCREDG \$ 135

MOLDED ARMRESTS

Some molded armrests add an interior detail line to the bathtub

2 Armrests (one pair) | ARM.MOL-2 \$ 145

NECK MASSEUSE JET PILLOW | PIL.NEC-XX \$ 855

Available in black, bone and white.

PADDED HEADREST PILLOW | 41.128 (Black only) \$ 145

PUMPS **Custom Pump Locations** | 69.116-CUS.PMP No Charge

REMOTE CONTROL | REM.CON \$ 760

Must have system to purchase

UNDERMOUNT | UNDRMT No Charge

WASTE & OVERFLOW | WOV.XX INCLUDED

Integral W/O (Std. round) | IWO.XX \$ 365

Additional finishes on page 17

OVATION

60" L x 42" W x 20" D

66" L x 42" W x 21" D

72" L x 42" W x 21" D

84" L x 42" W x 21" D - center drain / gel coat model



MODEL / PRICING

OVA6042ATO Tub Only	\$ 2,680	OVA6642ATA Thermal Air	\$ 6,265	OVA8442GTO Tub Only	\$ 3,225
OVA6042AWP Whirlpool (6)	\$ 5,905	OVA6642ACO Combo System	\$ 8,675	OVA8442GWP Whirlpool (8)	\$ 7,180
OVA6042ATA Thermal Air	\$ 6,265	OVA7242ATO Tub Only	\$ 2,815	OVA8442GTA Thermal Air	\$ 6,970
OVA6042ACO Combo System	\$ 8,675	OVA7242AWP Whirlpool (6)	\$ 6,015	OVA8442GCO Combo System	\$ 9,935
OVA6642ATO Tub Only	\$ 2,740	OVA7242ATA Thermal Air	\$ 6,440		
OVA6642AWP Whirlpool (6)	\$ 5,975	OVA7242ACO Combo System	\$ 8,555		

COLORS *Additional lead time is required for premium colors*

ACRYLIC BATHTUB COLORS

Standard Colors: Bone White Biscuit	Included
Premium Colors: Black Sterling Silver	\$ 460
Matte Finish:	NET \$ 485

BACK MASSEUSE SYSTEMS *Additional finishes on page 15*

System I - Manual Control (WP/CO) BAC.MA1-XXX	\$ 905
System II - Electronic Control (WP/CO) BAC.MA2-XXX	\$ 1,825
System III - Electronic Control (TA) BAC.MA3-XXX	\$ 2,890

COLD PLUNGE | CLD.PL \$ 9,990

EXPORT CRATE | FRT.EXPCRT NET \$ 145

EXTRA HIGH DENSITY | HI.DEN \$ 705

GRAB BARS (Pair) *Additional finishes on page 15*

Standard Grab Bars GRA.BAR-XXX (Group 1 - PC or PB)	\$ 470
Universal Grab Bars UGB-XXX (Group 1 - PC or PB)	\$ 505

HYDRO BLANKET | BLA.HEA-X

2 Zones	\$ 1,830	4 Zones	\$ 2,555
3 Zones	\$ 2,290	5 Zones	\$ 2,885

HYDRO COAT | HYC.COA \$ 325

HYDRO EXPRESS | 69.104-HYD.EXP NET \$ 145

HYDRO FUSION

Hydro Fusion (Tub Only) 29.102	\$ 1,000
Hydro Fusion with Ozone (Tub Only) 29.103	\$ 1,355
Hydro Fusion (TA, Whirlpool, Combo) 29.107	\$ 1,510

HYDRO INDULGE | HYD.IND \$ 3,535

HYDROZONE UV COMBO SYSTEM | OZUV.XXX

Whirlpool and Combo Systems only	
110 V OZUV.110	\$ 1,170
220 V OZUV.220	\$ 1,170

INLINE HEATER *Whirlpool and Combo Systems only*

<i>No dedicated GFI required for 6 amp models.</i>	
12.50 Amps 1.5 KW - 110V 27.100	\$ 815
6.00 Amps 0.75 KW 27.103	\$ 730

JETS *Additional finishes on page 16*

Additional Jumbo or Rotating Jet (JET.JJ-XX JET.JR-XX)	
Group 1 - PC or PB	\$ 245
Additional Standard or Swirling Jet (JET.STD-XX JET.SWI-XX)	
Group 1 - PC or PB	\$ 235
Jumbo Jet Upgrade JUP.JJ-XX	\$ 105
Rotating Jet Upgrade JUP.JR-XX	\$ 105
Swirling Jet Upgrade JUP.SWI-XX	\$ 65
Micro Therapy Jet MTJ.XXX (BIS, BLA, BON, SIL, WHI)	\$ 190
Custom Jet Locations 69.116-CUS.JET	No Charge
<i>(Must include drawing of locations)</i>	

JET PLATING *For jet plating options go to page 16*

LED TEMP. READOUT KEYPAD | LED.UPG \$ 530

Upgrade only, must have a keypad controlled system to purchase.

LIGHTING LED Bath Light Chromotherapy System | LIG.LED \$ 830

LOW WATER PROTECTION (Includes 30 minute timer)

110V LOW.WAT-110	\$ 425	220V LOW.WAT-220	\$ 460
--------------------	--------	--------------------	--------

MICRO MOUNT | 69.140MCREDG \$ 135

MOLDED ARMRESTS

Some molded armrests add an interior detail line to the bathtub

2 Armrests (one pair) ARM.MOL-2	\$ 145
-----------------------------------	--------

NECK MASSEUSE JET PILLOW | PIL.NEC-XX \$ 855

Available in black, bone and white.

PUMPS **Custom Pump Locations** | 69.116-CUS.PMP No Charge

REMOTE CONTROL | REM.CON \$ 760

Must have system to purchase

TILE FLANGES | FLA.MO-X \$ 210

UNDERMOUNT | UNDRMT No Charge

WASTE & OVERFLOW | WOV.XX INCLUDED

Integral W/O (Std. round) IWO.XX	\$ 365
Linear Integral W/O LWO-XXX	\$ 365

Additional finishes on page 17

PALMER

66" L x 36" W x 22" D

70" L x 36" W x 22" D

Includes lumbar support

Available as freestanding model, see Domingo page 35



MODEL / PRICING

PAL6636ATO	Tub Only	\$ 3,770
PAL6636AWP	Whirlpool (8)	\$ 7,130
PAL6636ATA	Thermal Air	\$ 7,295
PAL6636ACO	Combo System	\$ 9,760

PAL7036ATO	Tub Only	\$ 3,860
PAL7036AWP	Whirlpool (8)	\$ 7,390
PAL7036ATA	Thermal Air	\$ 7,715
PAL7036ACO	Combo System	\$ 9,935

COLORS *Additional lead time is required for premium colors*

ACRYLIC BATHTUB COLORS

Standard Colors: Bone White Biscuit	Included
Premium Colors: Black Sterling Silver	\$ 460
Matte Finish:	NET \$ 485

BACK MASSEUSE SYSTEMS *Additional finishes on page 15*

System I - Manual Control (WP/CO) BAC.MA1-XXX	\$ 905
System II - Electronic Control (WP/CO) BAC.MA2-XXX	\$ 1,825
System III - Electronic Control (TA) BAC.MA3-XXX	\$ 2,890

COLD PLUNGE CLD.PL	\$ 9,990
-----------------------------	----------

EXPORT CRATE FRT.EXPCRT	NET \$ 145
----------------------------------	------------

EXTRA HIGH DENSITY HI.DEN	\$ 705
------------------------------------	--------

GRAB BARS (Pair) *Additional finishes on page 15*

Standard Grab Bars GRA.BAR-XXX (Group 1 - PC or PB)	\$ 470
Universal Grab Bars UGB-XXX (Group 1 - PC or PB)	\$ 505

HYDRO BLANKET | BLA.HEA-X

2 Zones	\$ 1,830
3 Zones	\$ 2,290
4 Zones	\$ 2,555

HYDRO COAT HYC.COA	\$ 325
-----------------------------	--------

HYDRO EXPRESS 69.104-HYD.EXP	NET \$ 145
---------------------------------------	------------

HYDRO FUSION

Hydro Fusion (Tub Only) 29.102	\$ 1,000
Hydro Fusion with Ozone (Tub Only) 29.103	\$ 1,355
Hydro Fusion (TA, Whirlpool, Combo) 29.107	\$ 1,510

HYDRO INDULGE HYD.IND	\$ 3,535
--------------------------------	----------

HYDROZONE UV COMBO SYSTEM | OZUV.XXX

Whirlpool and Combo Systems only	
110 V OZUV.110	\$ 1,170
220 V OZUV.220	\$ 1,170

INLINE HEATER *Whirlpool and Combo Systems only*

<i>No dedicated GFI required for 6 amp models.</i>	
12.50 Amps 1.5 KW - 110V 27.100	\$ 815
6.00 Amps 0.75 KW 27.103	\$ 730

JETS *Additional finishes on page 16*

Additional Jumbo or Rotating Jet (JET.JJ-XX JET.JR-XX)	
Group 1 - PC or PB	\$ 245
Additional Standard or Swirling Jet (JET.STD-XX JET.SWI-XX)	
Group 1 - PC or PB	\$ 235
Jumbo Jet Upgrade JUP.JJ-XX	\$ 105
Rotating Jet Upgrade JUP.JR-XX	\$ 105
Swirling Jet Upgrade JUP.SWI-XX	\$ 65
Micro Therapy Jet MTJ.XXX (BIS, BLA, BON, SIL, WHI)	\$ 190
Custom Jet Locations 69.116-CUS.JET	No Charge
<i>(Must include drawing of locations)</i>	

JET PLATING *For jet plating options go to page 16*

LED TEMP. READOUT KEYPAD LED.UPG	\$ 530
---	--------

Upgrade only, must have a keypad controlled system to purchase.

LIGHTING LED Bath Light Chromotherapy System LIG.LED	\$ 830
---	--------

LOW WATER PROTECTION (Includes 30 minute timer)

110V LOW.WAT-110	\$ 425	220V LOW.WAT-220	\$ 460
--------------------	--------	--------------------	--------

MICRO MOUNT 69.140MCREDG	\$ 135
-----------------------------------	--------

MOLDED ARMRESTS

Some molded armrests add an interior detail line to the bathtub

2 Armrests (one pair) ARM.MOL-2	\$ 145
-----------------------------------	--------

NECK MASSEUSE JET PILLOW PIL.NEC-XX	\$ 855
--	--------

Available in black, bone and white.

PADDED HEADREST PILLOW 41.128 (Black only)	\$ 145
---	--------

PUMPS Custom Pump Locations 69.116-CUS.PMP	No Charge
---	-----------

REMOTE CONTROL REM.CON	\$ 760
---------------------------------	--------

Must have system to purchase

UNDERMOUNT UNDRMT	No Charge
----------------------------	-----------

WASTE & OVERFLOW WOV.XX	INCLUDED
--------------------------------------	----------

Integral W/O (Std. round) IWO.XX	\$ 365
---	--------

Linear Integral W/O LWO-XXX	\$ 365
--------------------------------------	--------

Additional finishes on page 17

PICASSO

60"L x 36"W x 21"D - end drain
 66"L x 36"W x 27"D - center drain (shown)
 72"L x 40"W x 27"D - end drain
 W/O Included
 Foam fill sound insulator included
 Remote blower required for Thermal Air system
 Available as drop-in model, see Carli page 23



MODEL / PRICING

MPI6036ATO	Tub Only	\$ 6,790	MPI6636ATO	Tub Only	\$ 7,460	MPI7240ATO	Tub Only	\$ 7,600
MPI6036ATA	Thermal Air	\$ 10,500	MPI6636ATA	Thermal Air	\$ 11,485	MPI7240ATA	Thermal Air	\$ 11,655

COLORS *Additional lead time is required for premium colors*

ACRYLIC BATHTUB COLORS

Standard Colors: Bone | White | Biscuit Included
Premium Colors: Black | Sterling Silver \$ 1,295

SURFACES (outside only)

Metallic: Polished Nickel [PN] \$ 17,595
 MODEL/METAL/COLOR (XXX.XXX.XXX)

COLD PLUNGE | CLD.PL \$ 9,990

EXPORT CRATE | FRT.EXPCRT NET \$ 145

EXTRA HIGH DENSITY | HI.DEN \$ 705

GRAB BARS (Pair)

Standard Grab Bars | GRA.BAR-XXX
 Group 1 - PC or PB \$ 470
 Group 2 - AB, BB, SB, BC, PN, SN, BN \$ 610
 Group 3 - PG, BG, SG \$ 825

Universal Grab Bars | UGB-XXX

Group 1 - PC or PB \$ 505
 Group 2 - AB, BB, SB, BC, PN, SN, BN \$ 650
 Group 3 - PG, BG, SG \$ 850

HYDRO BLANKET | BLA.HEA-X

2 Zones \$ 1,830
 3 Zones \$ 2,290
 4 Zones \$ 2,555

HYDRO COAT | HYC.COA \$ 325

HYDRO EXPRESS | 69.104-HYD.EXP NET \$ 265

HYDROZONE INCLUDED ON THERMAL AIR

ISLAND TUB DRAIN | ITD.XXX

ABS, PVC | ITD.ABS | ITD.PVC \$ 365
 Cast Iron | ITD.CST \$ 440

LED TEMP. READOUT KEYPAD | LED.UPG \$ 530

Upgrade only, must have a keypad controlled system to purchase.

LIGHTING LED Bath Light Chromatherapy System | LIG.LED \$ 830

REMOTE CONTROL | REM.CON \$ 760

Must have thermal air system to purchase

WASTE & OVERFLOW

Integral W/O (Std. round) | IWO.XX INCLUDED
 WHI, BIS, PC, PB, PN, BC, BB, BN, SC, SB, SN, ORB, PE No Charge
 Gold Finish Upgrade (PG, BG) \$ 855

Linear Integral W/O | LWO-XXX NO CHARGE UPGRADE

*The addition of multiple options could impact the equipment fitting inside the perimeter of the tub.

RACHAEL

66" L x 36" W x 20" D

72" L x 36" W x 20" D



MODEL / PRICING

RAC6636ATO	Tub Only	\$ 2,650
RAC6636AWP	Whirlpool (6)	\$ 6,225
RAC6636ATA	Thermal Air	\$ 6,460
RAC6636ACO	Combo System	\$ 9,385

RAC7236ATO	Tub Only	\$ 2,760
RAC7236AWP	Whirlpool (8)	\$ 6,580
RAC7236ATA	Thermal Air	\$ 6,595
RAC7236ACO	Combo System	\$ 9,725

COLORS *Additional lead time is required for premium colors*

ACRYLIC BATHTUB COLORS

Standard Colors: Bone White Biscuit	Included
Premium Colors: Black Sterling Silver	\$ 460
Matte Finish:	NET \$ 485

BACK MASSEUSE SYSTEMS *Additional finishes on page 15*

System I - Manual Control (WP/CO) BAC.MA1-XXX	\$ 905
System II - Electronic Control (WP/CO) BAC.MA2-XXX	\$ 1,825
System III - Electronic Control (TA) BAC.MA3-XXX	\$ 2,890

COLD PLUNGE CLD.PL	\$ 9,990
-----------------------------	----------

EXPORT CRATE FRT.EXPCRT	NET \$ 145
----------------------------------	------------

EXTRA HIGH DENSITY HI.DEN	\$ 705
------------------------------------	--------

GRAB BARS (Pair) *Additional finishes on page 15*

Standard Grab Bars GRA.BAR-XXX (Group 1 - PC or PB)	\$ 470
Universal Grab Bars UGB-XXX (Group 1 - PC or PB)	\$ 505

HYDRO BLANKET | BLA.HEA-X

2 Zones	\$ 1,830
3 Zones	\$ 2,290
4 Zones	\$ 2,555

HYDRO COAT HYC.COA	\$ 325
-----------------------------	--------

HYDRO EXPRESS 69.104-HYD.EXP	NET \$ 145
---------------------------------------	------------

HYDRO FUSION

Hydro Fusion (Tub Only) 29.102	\$ 1,000
Hydro Fusion with Ozone (Tub Only) 29.103	\$ 1,355
Hydro Fusion (TA, Whirlpool, Combo) 29.107	\$ 1,510

HYDRO INDULGE HYD.IND	\$ 3,535
--------------------------------	----------

HYDROZONE UV COMBO SYSTEM | OZUV.XXX

Whirlpool and Combo Systems only	
110 V OZUV.110	\$ 1,170
220 V OZUV.220	\$ 1,170

INLINE HEATER *Whirlpool and Combo Systems only*

<i>No dedicated GFI required for 6 amp models.</i>	
12.50 Amps 1.5 KW - 110V 27.100	\$ 815
6.00 Amps 0.75 KW 27.103	\$ 730

JETS *Additional finishes on page 16*

Additional Jumbo or Rotating Jet (JET.JJ-XX JET.JR-XX)	
Group 1 - PC or PB	\$ 245
Additional Standard or Swirling Jet (JET.STD-XX JET.SWI-XX)	
Group 1 - PC or PB	\$ 235
Jumbo Jet Upgrade JUP.JJ-XX	\$ 105
Rotating Jet Upgrade JUP.JR-XX	\$ 105
Swirling Jet Upgrade JUP.SWI-XX	\$ 65
Micro Therapy Jet MTJ.XXX (BIS, BLA, BON, SIL, WHI)	\$ 190
Custom Jet Locations 69.116-CUS.JET	No Charge
<i>(Must include drawing of locations)</i>	

JET PLATING *For jet plating options go to page 16*

LED TEMP. READOUT KEYPAD LED.UPG	\$ 530
---	--------

Upgrade only, must have a keypad controlled system to purchase.

LIGHTING LED Bath Light Chromotherapy System LIG.LED	\$ 830
---	--------

LOW WATER PROTECTION (Includes 30 minute timer)

110V LOW.WAT-110	\$ 425	220V LOW.WAT-220	\$ 460
--------------------	--------	--------------------	--------

MICRO MOUNT 69.140MCREDG	\$ 135
-----------------------------------	--------

MOLDED ARMRESTS *(may add interior detail line to bathtub)*

2 Armrests (one pair) ARM.MOL-2	\$ 145
-----------------------------------	--------

NECK MASSEUSE JET PILLOW PIL.NEC-XX	\$ 855
--	--------

Available in black, bone and white.

PADDED HEADREST PILLOW 41.128 (Black only)	\$ 145
---	--------

PUMPS Custom Pump Locations 69.116-CUS.PMP	No Charge
---	-----------

REMOTE CONTROL REM.CON	\$ 760
---------------------------------	--------

*Must have system to purchase*SKIRTS *For skirt options go to pages 16-17*

TILE FLANGES FLA.MO-X	\$ 210
--------------------------------	--------

UNDERMOUNT UNDRMT	No Charge
----------------------------	-----------

WASTE & OVERFLOW WOV.XX	INCLUDED
--------------------------------------	----------

Integral W/O (Std. round) IWO.XX	\$ 365
Linear Integral W/O LWO-XXX	\$ 365

Additional finishes on page 17

REDONDO

60" Diameter x 20"D
69" Diameter x 18"D



MODEL / PRICING

RED6020ATO	Tub Only	\$ 3,495	RED6918ATO	Tub Only	\$ 3,715
RED6020AWP	Whirlpool (6)	\$ 7,670	RED6918AWP	Whirlpool (8)	\$ 8,460
RED6020ATA	Thermal Air	\$ 7,290	RED6918ATA	Thermal Air	\$ 7,595
RED6020ACO	Combo System	\$ 10,175	RED6918ACO	Combo System	\$ 11,180

COLORS *Additional lead time is required for premium colors*

ACRYLIC BATHTUB COLORS

Standard Colors: Bone White Biscuit	Included
Premium Colors: Black Sterling Silver	\$ 460
Matte Finish:	NET \$ 485

BACK MASSEUSE SYSTEMS *Additional finishes on page 15*

System I - Manual Control (WP/CO) BAC.MA1-XXX	\$ 905
System II - Electronic Control (WP/CO) BAC.MA2-XXX	\$ 1,825
System III - Electronic Control (TA) BAC.MA3-XXX	\$ 2,890

COLD PLUNGE | CLD.PL \$ 9,990

EXPORT CRATE | FRT.EXPCRT NET \$ 145

EXTRA HIGH DENSITY | HI.DEN \$ 705

GRAB BARS (Pair) *Additional finishes on page 15*

Standard Grab Bars GRA.BAR-XXX (Group 1 - PC or PB)	\$ 470
Universal Grab Bars UGB-XXX (Group 1 - PC or PB)	\$ 505

HYDRO BLANKET | BLA.HEA-X

2 Zones	\$ 1,830	4 Zones	\$ 2,555
3 Zones	\$ 2,290	5 Zones	\$ 2,885

HYDRO COAT | HYC.COA \$ 325

HYDRO EXPRESS | 69.104-HYD.EXP NET \$ 145

HYDRO FUSION

Hydro Fusion (Tub Only) 29.102	\$ 1,000
Hydro Fusion with Ozone (Tub Only) 29.103	\$ 1,355
Hydro Fusion (TA, Whirlpool, Combo) 29.107	\$ 1,510

HYDRO INDULGE | HYD.IND \$ 3,535

HYDROZONE UV COMBO SYSTEM | OZUV.XXX

<i>Whirlpool and Combo Systems only</i>	
110 V OZUV.110	\$ 1,170
220 V OZUV.220	\$ 1,170

INLINE HEATER *Whirlpool and Combo Systems only*

<i>No dedicated GFI required for 6 amp models.</i>	
12.50 Amps 1.5 KW - 110V 27.100	\$ 815
6.00 Amps 0.75 KW 27.103	\$ 730

JETS *Additional finishes on page 16*

Additional Jumbo or Rotating Jet (JET.JJ-XX JET.JR-XX)	
Group 1 - PC or PB	\$ 245
Additional Standard or Swirling Jet (JET.STD-XX JET.SWI-XX)	
Group 1 - PC or PB	\$ 235
Jumbo Jet Upgrade JUP.JJ-XX	\$ 105
Rotating Jet Upgrade JUP.JR-XX	\$ 105
Swirling Jet Upgrade JUP.SWI-XX	\$ 65
Micro Therapy Jet MTJ.XXX (BIS, BLA, BON, SIL, WHI)	\$ 190
Custom Jet Locations 69.116-CUS.JET	No Charge
<i>(Must include drawing of locations)</i>	

JET PLATING *For jet plating options go to page 16*

LED TEMP. READOUT KEYPAD | LED.UPG \$ 530

Upgrade only, must have a keypad controlled system to purchase.

LIGHTING LED Bath Light Chromotherapy System | LIG.LED \$ 830

LOW WATER PROTECTION (Includes 30 minute timer)

110V LOW.WAT-110	\$ 425
220V LOW.WAT-220	\$ 460

NECK MASSEUSE JET PILLOW | PIL.NEC-XX \$ 855

Available in black, bone and white.

PADDED HEADREST PILLOW | 41.128 (Black only) \$ 145

PUMPS **Custom Pump Locations** | 69.116-CUS.PMP No Charge

REMOTE CONTROL | REM.CON \$ 760

Must have system to purchase

WASTE & OVERFLOW | WOV.XX INCLUDED

Integral W/O (Std. round) IWO.XX	\$ 365
Linear Integral W/O LWO-XXX	\$ 365

Additional finishes on page 17

RILEY

60" L x 42" W x 20" D
 66" L x 42" W x 21" D
 72" L x 42" W x 21" D
 Includes armrests
 Includes lumbar support



MODEL / PRICING

RIL6042ATO	Tub Only	\$ 2,775	RIL6642ATO	Tub Only	\$ 2,855	RIL7242ATO	Tub Only	\$ 2,905
RIL6042AWP	Whirlpool (6)	\$ 5,410	RIL6642AWP	Whirlpool (6)	\$ 5,525	RIL7242AWP	Whirlpool (6)	\$ 5,805
RIL6042ATA	Thermal Air	\$ 6,045	RIL6642ATA	Thermal Air	\$ 6,125	RIL7242ATA	Thermal Air	\$ 6,240
RIL6042ACO	Combo System	\$ 8,365	RIL6642ACO	Combo System	\$ 8,505	RIL7242ACO	Combo System	\$ 8,620

COLORS *Additional lead time is required for premium colors*

ACRYLIC BATHTUB COLORS

Standard Colors: Bone White Biscuit	Included
Premium Colors: Black Sterling Silver	\$ 460
Matte Finish:	NET \$ 485

BACK MASSEUSE SYSTEMS *Additional finishes on page 15*

System I - Manual Control (WP/CO) BAC.MA1-XXX	\$ 905
System II - Electronic Control (WP/CO) BAC.MA2-XXX	\$ 1,825
System III - Electronic Control (TA) BAC.MA3-XXX	\$ 2,890

COLD PLUNGE | CLD.PL \$ 9,990

EXPORT CRATE | FRT.EXPCRT NET \$ 145

EXTRA HIGH DENSITY | HI.DEN \$ 705

GRAB BARS (Pair) *Additional finishes on page 15*

Standard Grab Bars GRA.BAR-XXX (Group 1 - PC or PB)	\$ 470
Universal Grab Bars UGB-XXX (Group 1 - PC or PB)	\$ 505

HYDRO BLANKET | BLA.HEA-X

2 Zones	\$ 1,830	4 Zones	\$ 2,555
3 Zones	\$ 2,290	5 Zones	\$ 2,885

HYDRO COAT | HYC.COA \$ 325

HYDRO EXPRESS | 69.104-HYD.EXP NET \$ 145

HYDRO FUSION

Hydro Fusion (Tub Only) 29.102	\$ 1,000
Hydro Fusion with Ozone (Tub Only) 29.103	\$ 1,355
Hydro Fusion (TA, Whirlpool, Combo) 29.107	\$ 1,510

HYDRO INDULGE | HYD.IND \$ 3,535

HYDROZONE UV COMBO SYSTEM | OZUV.XXX

Whirlpool and Combo Systems only	
110 V OZUV.110	\$ 1,170
220 V OZUV.220	\$ 1,170

INLINE HEATER *Whirlpool and Combo Systems only*

No dedicated GFI required for 6 amp models.

12.50 Amps 1.5 KW - 110V 27.100	\$ 815
6.00 Amps 0.75 KW 27.103	\$ 730

JETS *Additional finishes on page 16*

Additional Jumbo or Rotating Jet (JET.JJ-XX JET.JR-XX)	
Group 1 - PC or PB	\$ 245
Additional Standard or Swirling Jet (JET.STD-XX JET.SWI-XX)	
Group 1 - PC or PB	\$ 235
Jumbo Jet Upgrade JUP.JJ-XX	\$ 105
Rotating Jet Upgrade JUP.JR-XX	\$ 105
Swirling Jet Upgrade JUP.SWI-XX	\$ 65
Micro Therapy Jet MTJ.XXX (BIS, BLA, BON, SIL, WHI)	\$ 190
Custom Jet Locations 69.116-CUS.JET	No Charge
<i>(Must include drawing of locations)</i>	

JET PLATING *For jet plating options go to page 16*

LED TEMP. READOUT KEYPAD | LED.UPG \$ 530

Upgrade only, must have a keypad controlled system to purchase.

LIGHTING LED Bath Light Chromotherapy System | LIG.LED \$ 830

LOW WATER PROTECTION (Includes 30 minute timer)

110V LOW.WAT-110	\$ 425
220V LOW.WAT-220	\$ 460

MICRO MOUNT | 69.140MCREDG \$ 135

NECK MASSEUSE JET PILLOW | PIL.NEC-XX \$ 855

Available in black, bone and white.

PADDED HEADREST PILLOW | 41.128 (Black only) \$ 145

PUMPS **Custom Pump Locations** | 69.116-CUS.PMP No Charge

REMOTE CONTROL | REM.CON \$ 760

Must have system to purchase

WASTE & OVERFLOW | WOV.XX INCLUDED

Integral W/O (Std. round) IWO.XX	\$ 365
<i>Additional finishes on page 17</i>	

RINCON

59" L x 59" W x 21" D



MODEL / PRICING

RIN5959ATO	Tub Only	\$ 3,220	RIN5959ATA	Thermal Air	\$ 6,960
RIN5959AWP	Whirlpool (6)	\$ 6,580	RIN5959ACO	Combo System	\$ 9,350

COLORS *Additional lead time is required for premium colors*

ACRYLIC BATHTUB COLORS

Standard Colors: Bone White Biscuit	Included
Premium Colors: Black Sterling Silver	\$ 460
Matte Finish:	NET \$ 485

BACK MASSEUSE SYSTEMS *Additional finishes on page 15*

System I - Manual Control (WP/CO) BAC.MA1-XXX	\$ 905
System II - Electronic Control (WP/CO) BAC.MA2-XXX	\$ 1,825
System III - Electronic Control (TA) BAC.MA3-XXX	\$ 2,890

COLD PLUNGE CLD.PL	\$ 9,990
-----------------------------	----------

EXPORT CRATE FRT.EXPCRT	NET \$ 145
----------------------------------	------------

EXTRA HIGH DENSITY HI.DEN	\$ 705
------------------------------------	--------

GRAB BARS (Pair) *Additional finishes on page 15*

Standard Grab Bars GRA.BAR-XXX (Group 1 - PC or PB)	\$ 470
Universal Grab Bars UGB-XXX (Group 1 - PC or PB)	\$ 505

HYDRO BLANKET | BLA.HEA-X

2 Zones	\$ 1,830
3 Zones	\$ 2,290
4 Zones	\$ 2,555

HYDRO COAT HYC.COA	\$ 325
-----------------------------	--------

HYDRO EXPRESS 69.104-HYD.EXP	NET \$ 145
---------------------------------------	------------

HYDRO FUSION

Hydro Fusion (Tub Only) 29.102	\$ 1,000
Hydro Fusion with Ozone (Tub Only) 29.103	\$ 1,355
Hydro Fusion (TA, Whirlpool, Combo) 29.107	\$ 1,510

HYDRO INDULGE HYD.IND	\$ 3,535
--------------------------------	----------

HYDROZONE UV COMBO SYSTEM | OZUV.XXX

Whirlpool and Combo Systems only	
110 V OZUV.110	\$ 1,170
220 V OZUV.220	\$ 1,170

INLINE HEATER *Whirlpool and Combo Systems only*

<i>No dedicated GFI required for 6 amp models.</i>	
12.50 Amps 1.5 KW - 110V 27.100	\$ 815
6.00 Amps 0.75 KW 27.103	\$ 730

JETS *Additional finishes on page 16*

Additional Jumbo or Rotating Jet (JET.JJ-XX | JET.JR-XX)

Group 1 - PC or PB	\$ 245
--------------------	--------

Additional Standard or Swirling Jet (JET.STD-XX | JET.SWI-XX)

Group 1 - PC or PB	\$ 235
--------------------	--------

Jumbo Jet Upgrade JUP.JJ-XX	\$ 105
--------------------------------------	--------

Rotating Jet Upgrade JUP.JR-XX	\$ 105
---	--------

Swirling Jet Upgrade JUP.SWI-XX	\$ 65
--	-------

Micro Therapy Jet MTJ.XXX (BIS, BLA, BON, SIL, WHI)	\$ 190
--	--------

Custom Jet Locations 69.116-CUS.JET	No Charge
--	-----------

(Must include drawing of locations)

JET PLATING *For jet plating options go to page 16*

LED TEMP. READOUT KEYPAD LED.UPG	\$ 530
---	--------

Upgrade only, must have a keypad controlled system to purchase.

LIGHTING LED Bath Light Chromotherapy System LIG.LED	\$ 830
---	--------

LOW WATER PROTECTION (Includes 30 minute timer)

110V LOW.WAT-110	\$ 425
220V LOW.WAT-220	\$ 460

MICRO MOUNT 69.140MCREDG	\$ 135
-----------------------------------	--------

NECK MASSEUSE JET PILLOW PIL.NEC-XX	\$ 855
--	--------

Available in black, bone and white.

PADDED HEADREST PILLOW 41.128 (Black only)	\$ 145
---	--------

PUMPS Custom Pump Locations 69.116-CUS.PMP	No Charge
---	-----------

REMOTE CONTROL REM.CON	\$ 760
---------------------------------	--------

Must have system to purchase

SKIRTS *For skirt options go to pages 16-17*

TILE FLANGES FLA.MO-X	\$ 210
--------------------------------	--------

WASTE & OVERFLOW WOV.XXX	INCLUDED
---------------------------------------	----------

Integral W/O (Std. round) IWO.XX	\$ 365
---	--------

Linear Integral W/O LWO-XXX	\$ 365
--------------------------------------	--------

Additional finishes on page 17

ROCKWELL

66" L x 36" W x 24" D - center drain
 70" L x 36" W x 23" D - center drain
 W/O Included
 Foam fill sound insulator included
 Includes lumbar support
 Remote blower required for Thermal Air system



MODEL / PRICING

MRC6636ATO	Tub Only	\$ 8,140	MRC7036ATO	Tub Only	\$ 8,815
MRC6636ATA	Thermal Air	\$ 12,040	MRC7036ATA	Thermal Air	\$ 12,820

COLORS *Additional lead time is required for premium colors*

ACRYLIC BATHTUB COLORS

Standard Colors: Bone | White | Biscuit Included
Premium Colors: Black | Sterling Silver \$ 1,295

SURFACES (outside only)

Metallic: Polished Nickel [PN] \$ 17,595
 MODEL/METAL/COLOR (XXX.XXX.XXX)

COLD PLUNGE | CLD.PL \$ 9,990

EXPORT CRATE | FRT.EXPCRT NET \$ 145

GRAB BARS (Pair)

Standard Grab Bars | GRA.BAR-XXX

Group 1 - PC or PB \$ 470
 Group 2 - AB, BB, SB, BC, PN, SN, BN \$ 610
 Group 3 - PG, BG, SG \$ 825

Universal Grab Bars | UGB-XXX

Group 1 - PC or PB \$ 505
 Group 2 - AB, BB, SB, BC, PN, SN, BN \$ 650
 Group 3 - PG, BG, SG \$ 850

HYDRO BLANKET | BLA.HEA-X

2 Zones \$ 1,830
 3 Zones \$ 2,290
 4 Zones \$ 2,555

HYDRO COAT | HYC.COA \$ 325

HYDRO EXPRESS | 69.104-HYD.EXP NET \$ 265

HYDROZONE INCLUDED ON THERMAL AIR

ISLAND TUB DRAIN | ITD.XXX

ABS, PVC | ITD.ABS | ITD.PVC \$ 365
 Cast Iron | ITD.CST \$ 440

LED TEMP. READOUT KEYPAD | LED.UPG \$ 530

Upgrade only, must have a keypad controlled system to purchase.

LIGHTING LED Bath Light Chromotherapy System | LIG.LED \$ 830

REMOTE CONTROL | REM.CON \$ 760

Must have thermal air system to purchase

WASTE & OVERFLOW

Integral W/O (Std. round) | IWO.XX INCLUDED
 WHI, BIS, PC, PB, PN, BC, BB, BN, SC, SB, SN, ORB, PE No Charge
 Gold Finish Upgrade (PG, BG) \$ 855

Linear Integral W/O | LWO-XXX NO CHARGE UPGRADE

RODIN

72"L x 38"W x 25"D - center drain
 W/O Included
 Foam fill sound insulator included
 Remote blower required for Thermal Air system



MODEL / PRICING

MRO7238ATO Tub Only	\$ 8,815	MRO7238ATA Thermal Air	\$ 12,820
---------------------	----------	------------------------	-----------

COLORS *Additional lead time is required for premium colors*

ACRYLIC BATHTUB COLORS

Standard Colors: Bone White Biscuit	Included
Premium Colors: Black Sterling Silver	\$ 1,295

SURFACES (outside only)

Metallic: Polished Nickel [PN]	\$ 17,595
MODEL/METAL/COLOR (XXX.XXX.XXX)	

COLD PLUNGE CLD.PL	\$ 9,990
-----------------------------	----------

EXPORT CRATE FRT.EXPCRT	NET \$ 145
----------------------------------	------------

GRAB BARS (Pair)

Standard Grab Bars | GRA.BAR-XXX

Group 1 - PC or PB	\$ 470
Group 2 - AB, BB, SB, BC, PN, SN, BN	\$ 610
Group 3 - PG, BG, SG	\$ 825

Universal Grab Bars | UGB-XXX

Group 1 - PC or PB	\$ 505
Group 2 - AB, BB, SB, BC, PN, SN, BN	\$ 650
Group 3 - PG, BG, SG	\$ 850

HYDRO BLANKET | BLA.HEA-X

2 Zones	\$ 1,830
3 Zones	\$ 2,290
4 Zones	\$ 2,555

HYDRO COAT HYC.COA	\$ 325
-----------------------------	--------

HYDRO EXPRESS 69.104-HYD.EXP	NET \$ 265
---------------------------------------	------------

HYDROZONE	INCLUDED ON THERMAL AIR
------------------	-------------------------

ISLAND TUB DRAIN | ITD.XXX

ABS, PVC ITD.ABS ITD.PVC	\$ 365
Cast Iron ITD.CST	\$ 440

LED TEMP. READOUT KEYPAD LED.UPG	\$ 530
---	--------

Upgrade only, must have a keypad controlled system to purchase.

LIGHTING LED Bath Light Chromotherapy System LIG.LED	\$ 830
---	--------

REMOTE CONTROL REM.CON	\$ 760
---------------------------------	--------

Must have thermal air system to purchase

WASTE & OVERFLOW

Integral W/O (Std. round) IWO.XX	INCLUDED
WHI, BIS, PC, PB, PN, BC, BB, BN, SC, SB, SN, ORB, PE	No Charge
Gold Finish Upgrade (PG, BG)	\$ 855

Linear Integral W/O LWO-XXX	NO CHARGE UPGRADE
--------------------------------------	-------------------

ROSEMARIE

60"L x 32"W x 18"D



MODEL / PRICING

ROS6032ATO	Tub Only	\$ 2,655	ROS6032ATA	Thermal Air	\$ 6,235
ROS6032AWP	Whirlpool (6)	\$ 6,090	ROS6032ACO	Combo System	\$ 8,615

COLORS *Additional lead time is required for premium colors*

ACRYLIC BATHTUB COLORS

Standard Colors: Bone White Biscuit	Included
Premium Colors: Black Sterling Silver	\$ 460
Matte Finish:	NET \$ 485

BACK MASSEUSE SYSTEMS *Additional finishes on page 15*

System I - Manual Control (WP/CO) BAC.MA1-XXX	\$ 905
System II - Electronic Control (WP/CO) BAC.MA2-XXX	\$ 1,825
System III - Electronic Control (TA) BAC.MA3-XXX	\$ 2,890

COLD PLUNGE | CLD.PL \$ 9,990

EXPORT CRATE | FRT.EXPCRT NET \$ 145

EXTRA HIGH DENSITY | HI.DEN \$ 705

GRAB BARS (Pair) *Additional finishes on page 15*

Standard Grab Bars GRA.BAR-XXX (Group 1 - PC or PB)	\$ 470
Universal Grab Bars UGB-XXX (Group 1 - PC or PB)	\$ 505

HYDRO BLANKET | BLA.HEA-X

2 Zones	\$ 1,830	4 Zones	\$ 2,555
3 Zones	\$ 2,290	5 Zones	\$ 2,885

HYDRO COAT | HYC.COA \$ 325

HYDRO EXPRESS | 69.104-HYD.EXP NET \$ 145

HYDRO FUSION

Hydro Fusion (Tub Only) 29.102	\$ 1,000
Hydro Fusion with Ozone (Tub Only) 29.103	\$ 1,355
Hydro Fusion (TA, Whirlpool, Combo) 29.107	\$ 1,510

HYDRO INDULGE | HYD.IND \$ 3,535

HYDROZONE UV COMBO SYSTEM | OZUV.XXX

Whirlpool and Combo Systems only	
110 V OZUV.110	\$ 1,170
220 V OZUV.220	\$ 1,170

INLINE HEATER *Whirlpool and Combo Systems only*

<i>No dedicated GFI required for 6 amp models.</i>	
12.50 Amps 1.5 KW - 110V 27.100	\$ 815
6.00 Amps 0.75 KW 27.103	\$ 730

JETS *Additional finishes on page 16*

Additional Jumbo or Rotating Jet (JET.JJ-XX JET.JR-XX)	
Group 1 - PC or PB	\$ 245
Additional Standard or Swirling Jet (JET.STD-XX JET.SWI-XX)	
Group 1 - PC or PB	\$ 235
Jumbo Jet Upgrade JUP.JJ-XX	\$ 105
Rotating Jet Upgrade JUP.JR-XX	\$ 105
Swirling Jet Upgrade JUP.SWI-XX	\$ 65
Micro Therapy Jet MTJ.XXX (BIS, BLA, BON, SIL, WHI)	\$ 190
Custom Jet Locations 69.116-CUS.JET	No Charge

(Must include drawing of locations)

JET PLATING *For jet plating options go to page 16*

LED TEMP. READOUT KEYPAD | LED.UPG \$ 530

Upgrade only, must have a keypad controlled system to purchase.

LIGHTING LED Bath Light Chromotherapy System | LIG.LED \$ 830

LOW WATER PROTECTION (Includes 30 minute timer)

110V LOW.WAT-110	\$ 425	220V LOW.WAT-220	\$ 460
--------------------	--------	--------------------	--------

MICRO MOUNT | 69.140MCREDG \$ 135

MOLDED ARMRESTS *(may add interior detail line to bathtub)*

2 Armrests (one pair) ARM.MOL-2	\$ 145
-----------------------------------	--------

NECK MASSEUSE JET PILLOW | PIL.NEC-XX \$ 855

Available in black, bone and white.

PADDED HEADREST PILLOW | 41.128 (Black only) \$ 145

PUMPS **Custom Pump Locations** | 69.116-CUS.PMP No Charge

REMOTE CONTROL | REM.CON \$ 760

*Must have system to purchase*SKIRTS *For skirt options go to pages 16-17*

TILE FLANGES | FLA.MO-X \$ 210

UNDERMOUNT | UNDRMT No Charge

WASTE & OVERFLOW | WOV.XX INCLUDED

Integral W/O (Std. round) IWO.XX	\$ 365
Linear Integral W/O LWO-XXX	\$ 365

Additional finishes on page 17

SAVANNAH

66" L x 44" W x 24" D

74" L x 44" W x 24" D

Includes armrests

3 swirling jets on each back (6 in total) &

2 directional jets on each long side (4 in total).



MODEL / PRICING

SAV6644ATO	Tub Only	\$ 3,630
SAV6644AWP	Whirlpool (10)	\$ 7,375
SAV6644ATA	Thermal Air	\$ 7,375
SAV6644ACO	Combo System	\$ 10,050

SAV7444ATO	Tub Only	\$ 3,730
SAV7444AWP	Whirlpool (10)	\$ 7,670
SAV7444ATA	Thermal Air	\$ 7,565
SAV7444ACO	Combo System	\$ 10,305

COLORS *Additional lead time is required for premium colors*

ACRYLIC BATHTUB COLORS

Standard Colors: Bone White Biscuit	Included
Premium Colors: Black Sterling Silver	\$ 460
Matte Finish:	NET \$ 485

BACK MASSEUSE SYSTEMS *Additional finishes on page 15*

System I - Manual Control (WP/CO) BAC.MA1-XXX	\$ 905
System II - Electronic Control (WP/CO) BAC.MA2-XXX	\$ 1,825
System III - Electronic Control (TA) BAC.MA3-XXX	\$ 2,890

COLD PLUNGE CLD.PL	\$ 9,990
-----------------------------	----------

EXPORT CRATE FRT.EXPCRT	NET \$ 145
----------------------------------	------------

EXTRA HIGH DENSITY HI.DEN	\$ 705
------------------------------------	--------

GRAB BARS (Pair) *Additional finishes on page 15*

Standard Grab Bars GRA.BAR-XXX (Group 1 - PC or PB)	\$ 470
Universal Grab Bars UGB-XXX (Group 1 - PC or PB)	\$ 505

HYDRO BLANKET | BLA.HEA-X

2 Zones	\$ 1,830
3 Zones	\$ 2,290
4 Zones	\$ 2,555

HYDRO COAT HYC.COA	\$ 325
-----------------------------	--------

HYDRO EXPRESS 69.104-HYD.EXP	NET \$ 145
---------------------------------------	------------

HYDRO FUSION

Hydro Fusion (Tub Only) 29.102	\$ 1,000
Hydro Fusion with Ozone (Tub Only) 29.103	\$ 1,355
Hydro Fusion (TA, Whirlpool, Combo) 29.107	\$ 1,510

HYDRO INDULGE HYD.IND	\$ 3,535
--------------------------------	----------

HYDROZONE UV COMBO SYSTEM | OZUV.XXX

Whirlpool and Combo Systems only	
110 V OZUV.110	\$ 1,170
220 V OZUV.220	\$ 1,170

INLINE HEATER *Whirlpool and Combo Systems only*

No dedicated GFI required for 6 amp models.

12.50 Amps 1.5 KW - 110V 27.100	\$ 815
6.00 Amps 0.75 KW 27.103	\$ 730

JETS *Additional finishes on page 16*

Additional Jumbo or Rotating Jet (JET.JJ-XX JET.JR-XX)	
Group 1 - PC or PB	\$ 245
Additional Standard or Swirling Jet (JET.STD-XX JET.SWI-XX)	
Group 1 - PC or PB	\$ 235
Jumbo Jet Upgrade JUP.JJ-XX	\$ 105
Rotating Jet Upgrade JUP.JR-XX	\$ 105
Swirling Jet Upgrade JUP.SWI-XX	\$ 65
Micro Therapy Jet MTJ.XXX (BIS, BLA, BON, SIL, WHI)	\$ 190
Custom Jet Locations 69.116-CUS.JET	No Charge

(Must include drawing of locations)

JET PLATING *For jet plating options go to page 16*

LED TEMP. READOUT KEYPAD LED.UPG	\$ 530
---	--------

Upgrade only, must have a keypad controlled system to purchase.

LIGHTING LED Bath Light Chromotherapy System LIG.LED	\$ 830
---	--------

LOW WATER PROTECTION (Includes 30 minute timer)

110V LOW.WAT-110	\$ 425
220V LOW.WAT-220	\$ 460

MICRO MOUNT 69.140MCREDG	\$ 135
-----------------------------------	--------

NECK MASSEUSE JET PILLOW PIL.NEC-XX	\$ 855
--	--------

Available in black, bone and white.

PADDED HEADREST PILLOW 41.128 (Black only)	\$ 145
---	--------

PUMPS Custom Pump Locations 69.116-CUS.PMP	No Charge
---	-----------

REMOTE CONTROL REM.CON	\$ 760
---------------------------------	--------

Must have system to purchase

UNDERMOUNT UNDRMT	No Charge
----------------------------	-----------

WASTE & OVERFLOW WOV.XX	INCLUDED
--------------------------------------	----------

Integral W/O (Std. round) IWO.XX	\$ 365
---	--------

Linear Integral W/O LWO-XXX	\$ 365
--------------------------------------	--------

Additional finishes on page 17

SOLITUDE

60"L x 30"W x 20"D



MODEL / PRICING

SLT6030ATO	Tub Only	\$ 2,305	SLT6030ATA	Thermal Air	\$ 5,165
SLT6030AWP	Whirlpool (6)	\$ 5,275	SLT6030ACO	Combo System	\$ 7,470

COLORS *Additional lead time is required for premium colors*

ACRYLIC BATHTUB COLORS

Standard Colors: Bone White Biscuit	Included
Premium Colors: Black Sterling Silver	\$ 460
Matte Finish:	NET \$ 485

BACK MASSEUSE SYSTEMS *Additional finishes on page 15*

System I - Manual Control (WP/CO) BAC.MA1-XXX	\$ 905
System II - Electronic Control (WP/CO) BAC.MA2-XXX	\$ 1,825
System III - Electronic Control (TA) BAC.MA3-XXX	\$ 2,890

COLD PLUNGE | CLD.PL \$ 9,990

EXPORT CRATE | FRT.EXPCRT NET \$ 145

EXTRA HIGH DENSITY | HI.DEN \$ 705

GRAB BARS (Pair) *Additional finishes on page 15*

Standard Grab Bars GRA.BAR-XXX (Group 1 - PC or PB)	\$ 470
Universal Grab Bars UGB-XXX (Group 1 - PC or PB)	\$ 505

HYDRO BLANKET | BLA.HEA-X

2 Zones	\$ 1,830	4 Zones	\$ 2,555
3 Zones	\$ 2,290	5 Zones	\$ 2,885

HYDRO COAT | HYC.COA \$ 325

HYDRO EXPRESS | 69.104-HYD.EXP NET \$ 145

HYDRO FUSION

Hydro Fusion (Tub Only) 29.102	\$ 1,000
Hydro Fusion with Ozone (Tub Only) 29.103	\$ 1,355
Hydro Fusion (TA, Whirlpool, Combo) 29.107	\$ 1,510

HYDRO INDULGE | HYD.IND \$ 3,535

HYDROZONE UV COMBO SYSTEM | OZUV.XXX

Whirlpool and Combo Systems only	
110 V OZUV.110	\$ 1,170
220 V OZUV.220	\$ 1,170

INLINE HEATER *Whirlpool and Combo Systems only*

<i>No dedicated GFI required for 6 amp models.</i>	
12.50 Amps 1.5 KW - 110V 27.100	\$ 815
6.00 Amps 0.75 KW 27.103	\$ 730

JETS *Additional finishes on page 16*

Additional Jumbo or Rotating Jet (JET.JJ-XX JET.JR-XX)	
Group 1 - PC or PB	\$ 245
Additional Standard or Swirling Jet (JET.STD-XX JET.SWI-XX)	
Group 1 - PC or PB	\$ 235
Jumbo Jet Upgrade JUP.JJ-XX	\$ 105
Rotating Jet Upgrade JUP.JR-XX	\$ 105
Swirling Jet Upgrade JUP.SWI-XX	\$ 65
Micro Therapy Jet MTJ.XXX (BIS, BLA, BON, SIL, WHI)	\$ 190
Custom Jet Locations 69.116-CUS.JET	No Charge
<i>(Must include drawing of locations)</i>	

JET PLATING *For jet plating options go to page 16*

LED TEMP. READOUT KEYPAD | LED.UPG \$ 530

Upgrade only, must have a keypad controlled system to purchase.

LIGHTING LED Bath Light Chromotherapy System | LIG.LED \$ 830

LOW WATER PROTECTION (Includes 30 minute timer)

110V LOW.WAT-110	\$ 425
220V LOW.WAT-220	\$ 460

MICRO MOUNT | 69.140MCREDG \$ 135

NECK MASSEUSE JET PILLOW | PIL.NEC-XX \$ 855

Available in black, bone and white.

PADDED HEADREST PILLOW | 41.128 (Black only) \$ 145

PUMPS **Custom Pump Locations** | 69.116-CUS.PMP No Charge

REMOTE CONTROL | REM.CON \$ 760

Must have system to purchase

SKIRTS *For skirt options go to pages 16-17*

TILE FLANGES | FLA.MO-X \$ 210

UNDERMOUNT | UNDRMT No Charge

WASTE & OVERFLOW | WOV.XX INCLUDED

Integral W/O (Std. round) IWO.XX	\$ 365
Linear Integral W/O LWO-XXX	\$ 365

Additional finishes on page 17

SOLO

54" L x 30" W x 19" D
 60" L x 32" W x 19" D
 60" L x 36" W x 19" D
 Includes armrests

66" L x 30" W x 19" D
 66" L x 34" W x 19" D
 72" L x 36" W x 19" D



MODEL / PRICING

SOL5430ATO	Tub Only	\$ 2,925	SOL6036ATO	Tub Only	\$ 2,480	SOL6634ATO	Tub Only	\$ 2,545
SOL5430AWP	Whirlpool (6)	\$ 6,545	SOL6036AWP	Whirlpool (6)	\$ 5,960	SOL6634AWP	Whirlpool (6)	\$ 5,975
SOL5430ATA	Thermal Air	\$ 6,560	SOL6036ATA	Thermal Air	\$ 5,995	SOL6634ATA	Thermal Air	\$ 6,070
SOL5430ACO	Combo System	\$ 9,035	SOL6036ACO	Combo System	\$ 8,405	SOL6634ACO	Combo System	\$ 8,470
SOL6032ATO	Tub Only	\$ 2,455	SOL6630ATO	Tub Only	\$ 2,545	SOL7236ATO	Tub Only	\$ 2,615
SOL6032AWP	Whirlpool (6)	\$ 5,895	SOL6630AWP	Whirlpool (6)	\$ 5,975	SOL7236AWP	Whirlpool (6)	\$ 6,165
SOL6032ATA	Thermal Air	\$ 5,960	SOL6630ATA	Thermal Air	\$ 6,070	SOL7236ATA	Thermal Air	\$ 6,260
SOL6032ACO	Combo System	\$ 8,390	SOL6630ACO	Combo System	\$ 8,405	SOL7236ACO	Combo System	\$ 9,035

COLORS *Additional lead time is required for premium colors*

ACRYLIC BATHTUB COLORS

Standard Colors: Bone White Biscuit	Included
Premium Colors: Black Sterling Silver	\$ 460
Matte Finish:	NET \$ 485

BACK MASSEUSE SYSTEMS *Additional finishes on page 15*

System I - Manual Control (WP/CO) BAC.MA1-XXX	\$ 905
System II - Electronic Control (WP/CO) BAC.MA2-XXX	\$ 1,825
System III - Electronic Control (TA) BAC.MA3-XXX	\$ 2,890

COLD PLUNGE | CLD.PL \$ 9,990

EXTRA HIGH DENSITY | HI.DEN \$ 705

GRAB BARS (Pair) *Additional finishes on page 15*

Standard Grab Bars GRA.BAR-XXX (Group 1 - PC or PB)	\$ 470
Universal Grab Bars UGB-XXX (Group 1 - PC or PB)	\$ 505

HYDRO BLANKET | BLA.HEA-X

2 Zones	\$ 1,830	4 Zones	\$ 2,555
3 Zones	\$ 2,290	5 Zones	\$ 2,885

HYDRO COAT | HYC.COA \$ 325

HYDRO EXPRESS | 69.104-HYD.EXP NET \$ 145

HYDRO FUSION

Hydro Fusion (Tub Only) 29.102	\$ 1,000
Hydro Fusion with Ozone (Tub Only) 29.103	\$ 1,355
Hydro Fusion (TA, Whirlpool, Combo) 29.107	\$ 1,510

HYDRO INDULGE | HYD.IND \$ 3,535

HYDROZONE UV COMBO SYSTEM | OZUV.XXX

Whirlpool and Combo Systems only	
110 V OZUV.110	\$ 1,170
220 V OZUV.220	\$ 1,170

INLINE HEATER *Whirlpool and Combo Systems only*

<i>No dedicated GFI required for 6 amp models.</i>	
12.50 Amps 1.5 KW - 110V 27.100	\$ 815
6.00 Amps 0.75 KW 27.103	\$ 730

JETS *Additional finishes on page 16*

Additional Jumbo or Rotating Jet (JET.JJ-XX JET.JR-XX)	
Group 1 - PC or PB	\$ 245
Additional Standard or Swirling Jet (JET.STD-XX JET.SWI-XX)	
Group 1 - PC or PB	\$ 235
Jumbo Jet Upgrade JUP.JJ-XX	\$ 105
Rotating Jet Upgrade JUP.JR-XX	\$ 105
Swirling Jet Upgrade JUP.SWI-XX	\$ 65
Micro Therapy Jet MTJ.XXX (BIS, BLA, BON, SIL, WHI)	\$ 190
Custom Jet Locations 69.116-CUS.JET	No Charge

JET PLATING *For jet plating options go to page 16*

LED TEMP. READOUT KEYPAD | LED.UPG \$ 530

Upgrade only, must have a keypad controlled system to purchase.

LIGHTING LED Bath Light Chromotherapy System | LIG.LED \$ 830

LOW WATER PROTECTION (Includes 30 minute timer)

110V LOW.WAT-110	\$ 425	220V LOW.WAT-220	\$ 460
--------------------	--------	--------------------	--------

MICRO MOUNT | 69.140MCREDG \$ 135

NECK MASSEUSE JET PILLOW | PIL.NEC-XX \$ 855

Available in black, bone and white.

PADDED HEADREST PILLOW | 41.128 (Black only) \$ 145

PUMPS **Custom Pump Locations** | 69.116-CUS.PMP No Charge

REMOTE CONTROL | REM.CON \$ 760

Must have system to purchase

SKIRTS *For skirt options go to pages 16-17*

TILE FLANGES | FLA.MO-X \$ 210

UNDERMOUNT | UNDRMT No Charge

WASTE & OVERFLOW | WOV.XX INCLUDED

Integral W/O (Std. round) IWO.XX	\$ 365
Linear Integral W/O LWO-XXX	\$ 365

Additional finishes on page 17

SOPHIA

70"L x 40"W x 26"D - side-center drain
 W/O Included
 Foam fill sound insulator included
 Includes lumbar support
 Remote blower required for Thermal Air system
 Available as drop-in model, see Noelle page 80



MODEL / PRICING

SOP7040ATO	Tub Only	\$ 6,990		SOP7040ATA	Thermal Air	\$ 10,575
------------	----------	----------	--	------------	-------------	-----------

COLORS *Additional lead time is required for premium colors*

ACRYLIC BATHTUB COLORS

Standard Colors: Bone White Biscuit	Included
Premium Colors: Black Sterling Silver	\$ 1,295
Matte Finish:	\$ 2,520
Dual Color Option:	\$ 2,280
MODEL/COLOR1/COLOR2 (XXX.XXX.XXX)	

SURFACES (outside only)

Metallic: Polished Nickel [PN]	\$ 17,595
MODEL/METAL/COLOR (XXX.XXX.XXX)	

COLD PLUNGE CLD.PL	\$ 9,990
-----------------------------	----------

EXPORT CRATE FRT.EXPCRT	NET \$ 145
----------------------------------	------------

GRAB BARS (Pair)

Standard Grab Bars GRA.BAR-XXX	
Group 1 - PC or PB	\$ 470
Group 2 - AB, BB, SB, BC, PN, SN, BN	\$ 610
Group 3 - PG, BG, SG	\$ 825
Universal Grab Bars UGB-XXX	
Group 1 - PC or PB	\$ 505
Group 2 - AB, BB, SB, BC, PN, SN, BN	\$ 650
Group 3 - PG, BG, SG	\$ 850

HYDRO BLANKET | BLA.HEA-X

2 Zones	\$ 1,830
3 Zones	\$ 2,290
4 Zones	\$ 2,555
5 Zones (with 2 controls)	\$ 2,885

HYDRO COAT HYC.COA	\$ 325
-----------------------------	--------

HYDRO EXPRESS 69.104-HYD.EXP	NET \$ 265
---------------------------------------	------------

HYDROZONE	INCLUDED ON THERMAL AIR
------------------	-------------------------

ISLAND TUB DRAIN | ITD.XXX

ABS, PVC ITD.ABS ITD.PVC	\$ 365
Cast Iron ITD.CST	\$ 440

LED TEMP. READOUT KEYPAD LED.UPG	\$ 530
---	--------

Upgrade only, must have a keypad controlled system to purchase.

LIGHTING LED Bath Light Chromotherapy System LIG.LED	\$ 830
---	--------

REMOTE CONTROL REM.CON	\$ 760
---------------------------------	--------

Must have thermal air system to purchase

WASTE & OVERFLOW

Integral W/O (Std. round) IWO.XX	INCLUDED
WHI, BIS, PC, PB, PN, BC, BB, BN, SC, SB, SN, ORB, PE	No Charge
Gold Finish Upgrade (PG, BG)	\$ 855

Linear Integral W/O LWO-XXX	NO CHARGE UPGRADE
--------------------------------------	-------------------

STELLA

70"L x 36"W x 19"D



MODEL / PRICING

STE7036ATO	Tub Only	\$ 3,095	STE7036ATA	Thermal Air	\$ 7,310
STE7036AWP	Whirlpool (6)	\$ 6,855	STE7036ACO	Combo System	\$ 9,725

COLORS *Additional lead time is required for premium colors*

ACRYLIC BATHTUB COLORS

Standard Colors: Bone White Biscuit	Included
Premium Colors: Black Sterling Silver	\$ 460
Matte Finish:	NET \$ 485

BACK MASSEUSE SYSTEMS *Additional finishes on page 15*

System I - Manual Control (WP/CO) BAC.MA1-XXX	\$ 905
System II - Electronic Control (WP/CO) BAC.MA2-XXX	\$ 1,825
System III - Electronic Control (TA) BAC.MA3-XXX	\$ 2,890

COLD PLUNGE CLD.PL	\$ 9,990
-----------------------------	----------

EXPORT CRATE FRT.EXPCRT	NET \$ 145
----------------------------------	------------

EXTRA HIGH DENSITY HI.DEN	\$ 705
------------------------------------	--------

GRAB BARS (Pair) *Additional finishes on page 15*

Standard Grab Bars GRA.BAR-XXX (Group 1 - PC or PB)	\$ 470
Universal Grab Bars UGB-XXX (Group 1 - PC or PB)	\$ 505

HYDRO BLANKET | BLA.HEA-X

2 Zones	\$ 1,830
3 Zones	\$ 2,290
4 Zones	\$ 2,555
5 Zones (with 2 controls)	\$ 2,885

HYDRO COAT HYC.COA	\$ 325
-----------------------------	--------

HYDRO EXPRESS 69.104-HYD.EXP	NET \$ 145
---------------------------------------	------------

HYDRO FUSION

Hydro Fusion (Tub Only) 29.102	\$ 1,000
Hydro Fusion with Ozone (Tub Only) 29.103	\$ 1,355
Hydro Fusion (TA, Whirlpool, Combo) 29.107	\$ 1,510

HYDRO INDULGE HYD.IND	\$ 3,535
--------------------------------	----------

HYDROZONE UV COMBO SYSTEM | OZUV.XXX

Whirlpool and Combo Systems only	
110 V OZUV.110	\$ 1,170
220 V OZUV.220	\$ 1,170

INLINE HEATER *Whirlpool and Combo Systems only*

<i>No dedicated GFI required for 6 amp models.</i>	
12.50 Amps 1.5 KW - 110V 27.100	\$ 815
6.00 Amps 0.75 KW 27.103	\$ 730

JETS *Additional finishes on page 16*

Additional Jumbo or Rotating Jet (JET.JJ-XX JET.JR-XX)	
Group 1 - PC or PB	\$ 245
Additional Standard or Swirling Jet (JET.STD-XX JET.SWI-XX)	
Group 1 - PC or PB	\$ 235
Jumbo Jet Upgrade JUP.JJ-XX	\$ 105
Rotating Jet Upgrade JUP.JR-XX	\$ 105
Swirling Jet Upgrade JUP.SWI-XX	\$ 65
Micro Therapy Jet MTJ.XXX (BIS, BLA, BON, SIL, WHI)	\$ 190
Custom Jet Locations 69.116-CUS.JET	No Charge
<i>(Must include drawing of locations)</i>	

JET PLATING *For jet plating options go to page 16*

LED TEMP. READOUT KEYPAD LED.UPG	\$ 530
---	--------

Upgrade only, must have a keypad controlled system to purchase.

LIGHTING LED Bath Light Chromotherapy System LIG.LED	\$ 830
---	--------

LOW WATER PROTECTION (Includes 30 minute timer)

110V LOW.WAT-110	\$ 425
220V LOW.WAT-220	\$ 460

MICRO MOUNT 69.140MCREDG	\$ 135
-----------------------------------	--------

MOLDED ARMRESTS

Some molded armrests add an interior detail line to the bathtub

2 Armrests (one pair) ARM.MOL-2	\$ 145
-----------------------------------	--------

NECK MASSEUSE JET PILLOW PIL.NEC-XX	\$ 855
--	--------

Available in black, bone and white.

PADDED HEADREST PILLOW 41.128 (Black only)	\$ 145
---	--------

PUMPS Custom Pump Locations 69.116-CUS.PMP	No Charge
---	-----------

REMOTE CONTROL REM.CON	\$ 760
---------------------------------	--------

Must have system to purchase

SKIRTS *For skirt options go to pages 16-17*

TILE FLANGES FLA.MO-X	\$ 210
--------------------------------	--------

WASTE & OVERFLOW WOV.XX	INCLUDED
--------------------------------------	----------

Integral W/O (Std. round) IWO.XX	\$ 365
Linear Integral W/O LWO-XXX	\$ 365

Additional finishes on page 17

SYDNEY - with flange & skirt

60"L x 30"W x 17"D	66"L x 36"W x 20"D
60"L x 30"W x 20"D	72"L x 32"W x 20"D
60"L x 32"W x 17"D	72"L x 36"W x 20"D
60"L x 32"W x 20"D	72"L x 40"W x 20"D
60"L x 34"W x 20"D	Specify LH or RH drain
60"L x 36"W x 20"D	(Add LH or RH to end of
66"L x 32"W x 20"D	model code)

No skirt access, see pg 4



Available as drop-in model, see Lacey page 58

MODEL / PRICING

♿ SYD6030ATOS Tub Only \$ 2,140	SYD6032ACO Combo System \$ 7,990	SYD6636ATA Thermal Air \$ 5,645
♿ SYD6030AWPS Whirlpool (6) \$ 4,480	SYD6034ATO Tub Only \$ 2,435	SYD6636ACO Combo System \$ 7,885
♿ SYD6030ATAS Thermal Air \$ 5,575	SYD6034AWP Whirlpool (6) \$ 4,820	SYD7232ATO Tub Only \$ 2,505
♿ SYD6030ACOS Combo System \$ 7,955	SYD6034ATA Thermal Air \$ 5,920	SYD7232AWP Whirlpool (6) \$ 4,925
SYD6030ATO Tub Only \$ 2,140	SYD6034ACO Combo System \$ 8,300	SYD7232ATA Thermal Air \$ 6,205
SYD6030AWP Whirlpool (6) \$ 4,480	SYD6036ATO Tub Only \$ 2,465	SYD7232ACO Combo System \$ 8,600
SYD6030ATA Thermal Air \$ 5,575	SYD6036AWP Whirlpool (6) \$ 4,860	SYD7236ATO Tub Only \$ 2,935
SYD6030ACO Combo System \$ 7,955	SYD6036ATA Thermal Air \$ 5,960	SYD7236AWP Whirlpool (6) \$ 5,340
♿ SYD6032ATOS Tub Only \$ 2,165	SYD6036ACO Combo System \$ 8,335	SYD7236ATA Thermal Air \$ 6,585
♿ SYD6032AWPS Whirlpool (6) \$ 4,505	SYD6632ATO Tub Only \$ 2,330	SYD7236ACO Combo System \$ 9,080
♿ SYD6032ATAS Thermal Air \$ 5,575	SYD6632AWP Whirlpool (6) \$ 4,700	SYD7240ATO Tub Only \$ 2,935
♿ SYD6032ACOS Combo System \$ 7,990	SYD6632ATA Thermal Air \$ 5,805	SYD7240AWP Whirlpool (6) \$ 5,340
SYD6032ATO Tub Only \$ 2,165	SYD6632ACO Combo System \$ 8,180	SYD7240ATA Thermal Air \$ 6,585
SYD6032AWP Whirlpool (6) \$ 4,505	SYD6636ATO Tub Only \$ 2,275	SYD7240ACO Combo System \$ 9,080
SYD6032ATA Thermal Air \$ 5,575	SYD6636AWP Whirlpool (6) \$ 4,525	

COLORS *Additional lead time is required for premium colors*

ACRYLIC BATHTUB COLORS

Standard Colors: Bone White Biscuit	Included
Premium Colors: Black Sterling Silver	\$ 460
Matte Finish:	NET \$ 485

BACK MASSEUSE SYSTEMS *Additional finishes on page 15*

System I - Manual Control (WP/CO) BAC.MA1-XXX	\$ 905
System II - Electronic Control (WP/CO) BAC.MA2-XXX	\$ 1,825
System III - Electronic Control (TA) BAC.MA3-XXX	\$ 2,890

COLD PLUNGE | CLD.PL \$ 9,990

EXTRA HIGH DENSITY | HI.DEN \$ 705

GRAB BARS (Pair) *Additional finishes on page 15*

Standard Grab Bars GRA.BAR-XXX (Group 1 - PC or PB)	\$ 470
Universal Grab Bars UGB-XXX (Group 1 - PC or PB)	\$ 505

HYDRO BLANKET | BLA.HEA-X

2 Zones: \$1,830 3 Zones: \$2,290 4 Zones: \$2,555 5 Zones: \$2,885

HYDRO COAT | HYC.COA \$ 325

HYDRO EXPRESS | 69.104-HYD.EXP NET \$ 145

HYDRO FUSION

Hydro Fusion (Tub Only) 29.102	\$ 1,000
Hydro Fusion with Ozone (Tub Only) 29.103	\$ 1,355
Hydro Fusion (TA, Whirlpool, Combo) 29.107	\$ 1,510

HYDRO INDULGE | HYD.IND \$ 3,535

HYDROZONE UV COMBO SYSTEM | OZUV.XXX

110 V | OZUV.110 \$ 1,170 220 V | OZUV.220 \$ 1,170

INLINE HEATER *Whirlpool and Combo Systems only*

12.50 Amps 1.5 KW - 110V 27.100	\$ 815
6.00 Amps 0.75 KW 27.103	\$ 730

JETS *Additional finishes on page 16*

Additional Jumbo or Rotating Jet (JET.JJ-XX | JET.JR-XX)

Group 1 - PC or PB \$ 245

Additional Standard or Swirling Jet (JET.STD-XX | JET.SWI-XX)

Group 1 - PC or PB \$ 235

Jumbo Jet Upgrade | JUP.JJ-XX \$ 105

Rotating Jet Upgrade | JUP.JR-XX \$ 105

Swirling Jet Upgrade | JUP.SWI-XX \$ 65

Micro Therapy Jet | MTJ.XXX (BIS, BLA, BON, SIL, WHI) \$ 190

Custom Jet Locations | 69.116-CUS.JET No Charge

JET PLATING *For jet plating options go to page 16*

LED TEMP. READOUT KEYPAD | LED.UPG \$ 530

Upgrade only, must have a keypad controlled system to purchase.

LIGHTING LED Bath Light Chromotherapy System | LIG.LED \$ 830

LOW WATER PROTECTION (Includes 30 minute timer)

110V | LOW.WAT-110 \$ 425 220V | LOW.WAT-220 \$ 460

LUMBAR SUPPORT | LUM.SPT No Charge

MOLDED ARMRESTS *(may add interior detail line to bathtub)*

2 Armrests (one pair) | ARM.MOL-2 \$ 145

NECK MASSEUSE JET PILLOW | PIL.NEC-XX \$ 855

PUMPS **Custom Pump Locations** | 69.116-CUS.PMP No Charge

REMOTE CONTROL | REM.CON \$ 760

SKIRTS *For skirt options go to pages 16-17*

WASTE & OVERFLOW | WOV.XX INCLUDED

Integral W/O (Std. round) | IWO.XX \$ 365

Linear Integral W/O | LWO-XXX \$ 365

Additional finishes on page 17

VANESSA

72" L x 42" W x 21" D

Includes armrests



MODEL / PRICING

VAN7242ATO	Tub Only	\$ 4,100	VAN7242ATA	Thermal Air	\$ 7,555
VAN7242AWP	Whirlpool (6)	\$ 8,090	VAN7242ACO	Combo System	\$ 9,990

COLORS *Additional lead time is required for premium colors*

ACRYLIC BATHTUB COLORS

Standard Colors: Bone White Biscuit	Included
Premium Colors: Black Sterling Silver	\$ 460
Matte Finish:	NET \$ 485

BACK MASSEUSE SYSTEMS *Additional finishes on page 15*

System I - Manual Control (WP/CO) BAC.MA1-XXX	\$ 905
System II - Electronic Control (WP/CO) BAC.MA2-XXX	\$ 1,825
System III - Electronic Control (TA) BAC.MA3-XXX	\$ 2,890

COLD PLUNGE CLD.PL	\$ 9,990
-----------------------------	----------

EXPORT CRATE FRT.EXPCRT	NET \$ 145
----------------------------------	------------

EXTRA HIGH DENSITY HI.DEN	\$ 705
------------------------------------	--------

GRAB BARS (Pair) *Additional finishes on page 15*

Standard Grab Bars GRA.BAR-XXX (Group 1 - PC or PB)	\$ 470
Universal Grab Bars UGB-XXX (Group 1 - PC or PB)	\$ 505

HYDRO BLANKET | BLA.HEA-X

2 Zones	\$ 1,830
3 Zones	\$ 2,290
4 Zones	\$ 2,555
5 Zones (with 2 controls)	\$ 2,885

HYDRO COAT HYC.COA	\$ 325
-----------------------------	--------

HYDRO EXPRESS 69.104-HYD.EXP	NET \$ 145
---------------------------------------	------------

HYDRO FUSION

Hydro Fusion (Tub Only) 29.102	\$ 1,000
Hydro Fusion with Ozone (Tub Only) 29.103	\$ 1,355
Hydro Fusion (TA, Whirlpool, Combo) 29.107	\$ 1,510

HYDRO INDULGE HYD.IND	\$ 3,535
--------------------------------	----------

HYDROZONE UV COMBO SYSTEM | OZUV.XXX

Whirlpool and Combo Systems only	
110 V OZUV.110	\$ 1,170
220 V OZUV.220	\$ 1,170

INLINE HEATER *Whirlpool and Combo Systems only*

<i>No dedicated GFI required for 6 amp models.</i>	
12.50 Amps 1.5 KW - 110V 27.100	\$ 815
6.00 Amps 0.75 KW 27.103	\$ 730

JETS *Additional finishes on page 16*

Additional Jumbo or Rotating Jet (JET.JJ-XX JET.JR-XX)	
Group 1 - PC or PB	\$ 245
Additional Standard or Swirling Jet (JET.STD-XX JET.SWI-XX)	
Group 1 - PC or PB	\$ 235
Jumbo Jet Upgrade JUP.JJ-XX	\$ 105
Rotating Jet Upgrade JUP.JR-XX	\$ 105
Swirling Jet Upgrade JUP.SWI-XX	\$ 65
Micro Therapy Jet MTJ.XXX (BIS, BLA, BON, SIL, WHI)	\$ 190
Custom Jet Locations 69.116-CUS.JET	No Charge
<i>(Must include drawing of locations)</i>	

JET PLATING *For jet plating options go to page 16*

LED TEMP. READOUT KEYPAD LED.UPG	\$ 530
---	--------

Upgrade only, must have a keypad controlled system to purchase.

LIGHTING LED Bath Light Chromotherapy System LIG.LED	\$ 830
---	--------

LOW WATER PROTECTION (Includes 30 minute timer)

110V LOW.WAT-110	\$ 425
220V LOW.WAT-220	\$ 460

NECK MASSEUSE JET PILLOW PIL.NEC-XX	\$ 855
--	--------

Available in black, bone and white.

PADDED HEADREST PILLOW 41.128 (Black only)	\$ 145
---	--------

PUMPS Custom Pump Locations 69.116-CUS.PMP	No Charge
---	-----------

REMOTE CONTROL REM.CON	\$ 760
---------------------------------	--------

Must have system to purchase

WASTE & OVERFLOW WOV.XX	INCLUDED
--------------------------------------	----------

Integral W/O (Std. round) IWO.XX	\$ 365
---	--------

Linear Integral W/O LWO-XXX	\$ 365
--------------------------------------	--------

Additional finishes on page 17

*The addition of multiple options could impact the equipment fitting inside the perimeter of the tub.

VERSAILLES

66" L x 36" W x 20" D

72" L x 36" W x 20" D

72" L x 42" W x 20" D

Hidden center drain cover

Available as freestanding model, see Cheyenne page 28



MODEL / PRICING

VER6636ATO	Tub Only	\$ 3,300	VER7236ATO	Tub Only	\$ 3,465	VER7242ATO	Tub Only	\$ 3,630
VER6636AWP	Whirlpool (8)	\$ 6,905	VER7236AWP	Whirlpool (8)	\$ 7,145	VER7242AWP	Whirlpool (8)	\$ 7,330
VER6636ATA	Thermal Air	\$ 7,140	VER7236ATA	Thermal Air	\$ 7,560	VER7242ATA	Thermal Air	\$ 7,750
VER6636ACO	Combo System	\$ 9,515	VER7236ACO	Combo System	\$ 9,940	VER7242ACO	Combo System	\$ 10,135

COLORS *Additional lead time is required for premium colors*

ACRYLIC BATHTUB COLORS

Standard Colors: Bone White Biscuit	Included
Premium Colors: Black Sterling Silver	\$ 460
Matte Finish:	NET \$ 485

BACK MASSEUSE SYSTEMS *Additional finishes on page 15*

System I - Manual Control (WP/CO) BAC.MA1-XXX	\$ 905
System II - Electronic Control (WP/CO) BAC.MA2-XXX	\$ 1,825
System III - Electronic Control (TA) BAC.MA3-XXX	\$ 2,890

COLD PLUNGE | CLD.PL \$ 9,990

EXPORT CRATE | FRT.EXPCRT NET \$ 145

EXTRA HIGH DENSITY | HI.DEN \$ 705

GRAB BARS (Pair) *Additional finishes on page 15*

Standard Grab Bars GRA.BAR-XXX (Group 1 - PC or PB)	\$ 470
Universal Grab Bars UGB-XXX (Group 1 - PC or PB)	\$ 505

HYDRO BLANKET | BLA.HEA-X

2 Zones	\$ 1,830
3 Zones	\$ 2,290
4 Zones	\$ 2,555

HYDRO COAT | HYC.COA \$ 325

HYDRO EXPRESS | 69.104-HYD.EXP NET \$ 145

HYDRO FUSION

Hydro Fusion (Tub Only) 29.102	\$ 1,000
Hydro Fusion with Ozone (Tub Only) 29.103	\$ 1,355
Hydro Fusion (TA, Whirlpool, Combo) 29.107	\$ 1,510

HYDRO INDULGE | HYD.IND \$ 3,535

HYDROZONE UV COMBO SYSTEM | OZUV.XXX

Whirlpool and Combo Systems only	
110 V OZUV.110	\$ 1,170
220 V OZUV.220	\$ 1,170

INLINE HEATER *Whirlpool and Combo Systems only*

<i>No dedicated GFI required for 6 amp models.</i>	
12.50 Amps 1.5 KW - 110V 27.100	\$ 815
6.00 Amps 0.75 KW 27.103	\$ 730

JETS *Additional finishes on page 16*

Additional Jumbo or Rotating Jet (JET.JJ-XX JET.JR-XX)	
Group 1 - PC or PB	\$ 245
Additional Standard or Swirling Jet (JET.STD-XX JET.SWI-XX)	
Group 1 - PC or PB	\$ 235
Jumbo Jet Upgrade JUP.JJ-XX	\$ 105
Rotating Jet Upgrade JUP.JR-XX	\$ 105
Swirling Jet Upgrade JUP.SWI-XX	\$ 65
Micro Therapy Jet MTJ.XXX (BIS, BLA, BON, SIL, WHI)	\$ 190
Custom Jet Locations 69.116-CUS.JET	No Charge
<i>(Must include drawing of locations)</i>	

JET PLATING *For jet plating options go to page 16*

LED TEMP. READOUT KEYPAD | LED.UPG \$ 530

Upgrade only, must have a keypad controlled system to purchase.

LIGHTING LED Bath Light Chromotherapy System | LIG.LED \$ 830

LOW WATER PROTECTION (Includes 30 minute timer)

110V LOW.WAT-110	\$ 425	220V LOW.WAT-220	\$ 460
--------------------	--------	--------------------	--------

MICRO MOUNT | 69.140MCREDG \$ 135

MOLDED ARMRESTS *(may add interior detail line to bathtub)*

2 Armrests (one pair) ARM.MOL-2	\$ 145
-----------------------------------	--------

NECK MASSEUSE JET PILLOW | PIL.NEC-XX \$ 855

Available in black, bone and white.

PADDED HEADREST PILLOW | 41.128 (Black only) \$ 145

PUMPS **Custom Pump Locations** | 69.116-CUS.PMP No Charge

REMOTE CONTROL | REM.CON \$ 760

Must have system to purchase

SKIRTS *For skirt options go to pages 16-17*

TILE FLANGES | FLA.MO-X \$ 210

UNDERMOUNT | UNDRMT No Charge

WASTE & OVERFLOW | WOV.XX INCLUDED

Integral W/O (Std. round) | IWO.XX \$ 365

Linear Integral W/O | LWO-XXX \$ 365

Additional finishes on page 17

VICTORIA

73"L x 48"W x 24"D



MODEL / PRICING

VIC7348ATO	Tub Only	\$ 4,405	VIC7348ATA	Thermal Air	\$ 8,470
VIC7348AWP	Whirlpool (8)	\$ 7,905	VIC7348ACO	Combo System	\$ 10,650

COLORS *Additional lead time is required for premium colors*

ACRYLIC BATHTUB COLORS

Standard Colors: Bone White Biscuit	Included
Premium Colors: Black Sterling Silver	\$ 460
Matte Finish:	NET \$ 485

BACK MASSEUSE SYSTEMS *Additional finishes on page 15*

System I - Manual Control (WP/CO) BAC.MA1-XXX	\$ 905
System II - Electronic Control (WP/CO) BAC.MA2-XXX	\$ 1,825
System III - Electronic Control (TA) BAC.MA3-XXX	\$ 2,890

COLD PLUNGE CLD.PL	\$ 9,990
-----------------------------	----------

EXPORT CRATE FRT.EXPCRT	NET \$ 145
----------------------------------	------------

EXTRA HIGH DENSITY HI.DEN	\$ 705
------------------------------------	--------

GRAB BARS (Pair) *Additional finishes on page 15*

Standard Grab Bars GRA.BAR-XXX (Group 1 - PC or PB)	\$ 470
Universal Grab Bars UGB-XXX (Group 1 - PC or PB)	\$ 505

HYDRO BLANKET | BLA.HEA-X

2 Zones	\$ 1,830
3 Zones	\$ 2,290
4 Zones	\$ 2,555

HYDRO COAT HYC.COA	\$ 325
-----------------------------	--------

HYDRO EXPRESS 69.104-HYD.EXP	NET \$ 145
---------------------------------------	------------

HYDRO FUSION

Hydro Fusion (Tub Only) 29.102	\$ 1,000
Hydro Fusion with Ozone (Tub Only) 29.103	\$ 1,355
Hydro Fusion (TA, Whirlpool, Combo) 29.107	\$ 1,510

HYDRO INDULGE HYD.IND	\$ 3,535
--------------------------------	----------

HYDROZONE UV COMBO SYSTEM | OZUV.XXX

Whirlpool and Combo Systems only	
110 V OZUV.110	\$ 1,170
220 V OZUV.220	\$ 1,170

INLINE HEATER *Whirlpool and Combo Systems only*

<i>No dedicated GFI required for 6 amp models.</i>	
12.50 Amps 1.5 KW - 110V 27.100	\$ 815
6.00 Amps 0.75 KW 27.103	\$ 730

JETS *Additional finishes on page 16*

Additional Jumbo or Rotating Jet (JET.JJ-XX JET.JR-XX)	
Group 1 - PC or PB	\$ 245
Additional Standard or Swirling Jet (JET.STD-XX JET.SWI-XX)	
Group 1 - PC or PB	\$ 235
Jumbo Jet Upgrade JUP.JJ-XX	\$ 105
Rotating Jet Upgrade JUP.JR-XX	\$ 105
Swirling Jet Upgrade JUP.SWI-XX	\$ 65
Micro Therapy Jet MTJ.XXX (BIS, BLA, BON, SIL, WHI)	\$ 190
Custom Jet Locations 69.116-CUS.JET	No Charge
<i>(Must include drawing of locations)</i>	

JET PLATING *For jet plating options go to page 16*

LED TEMP. READOUT KEYPAD LED.UPG	\$ 530
---	--------

Upgrade only, must have a keypad controlled system to purchase.

LIGHTING LED Bath Light Chromotherapy System LIG.LED	\$ 830
---	--------

LOW WATER PROTECTION (Includes 30 minute timer)

110V LOW.WAT-110	\$ 425	220V LOW.WAT-220	\$ 460
--------------------	--------	--------------------	--------

MICRO MOUNT 69.140MCREDG	\$ 135
-----------------------------------	--------

MOLDED ARMRESTS

Some molded armrests add an interior detail line to the bathtub

2 Armrests (one pair) ARM.MOL-2	\$ 145
-----------------------------------	--------

NECK MASSEUSE JET PILLOW PIL.NEC-XX	\$ 855
--	--------

Available in black, bone and white.

PADDED HEADREST PILLOW 41.128 (Black only)	\$ 145
---	--------

PUMPS Custom Pump Locations 69.116-CUS.PMP	No Charge
--	-----------

REMOTE CONTROL REM.CON	\$ 760
---------------------------------	--------

Must have system to purchase

TILE FLANGES FLA.MO-X	\$ 210
--------------------------------	--------

UNDERMOUNT UNDRMT	No Charge
----------------------------	-----------

WASTE & OVERFLOW WOV.XX	INCLUDED
--------------------------------------	----------

Integral W/O (Std. round) IWO.XX	\$ 365
---	--------

Linear Integral W/O LWO-XXX	\$ 365
--------------------------------------	--------

Additional finishes on page 17

WALK-IN

52" L x 30" W x 40" D

Gel coat model

Specify RH or LH drain

Includes an 8" extension panel to make it fit 60"



MODEL / PRICING

WAL5230GTO	Tub Only	\$ 10,235	WAL5230GTA	Thermal Air	\$ 15,290
WAL5230GWP	Whirlpool (8)	\$ 15,290	WAL5230GCO	Combo System	\$ 17,365

COLORS *Additional lead time is required for premium colors*

GEL COAT BATHTUB COLORS

Standard Colors: Almond | Bone | White | Biscuit Included
Color matching (colors match all manufacturers' fixture colors) \$ 525

COLD PLUNGE | CLD.PL \$ 9,990

GRAB BARS (Pair) *Additional finishes on page 15*

Group 1 - PC Standard
 Additional Finishes \$ 1,625

HYDRO COAT | HYC.COA \$ 325

HYDRO FUSION

Hydro Fusion (Tub Only) | 29.102 \$ 1,000
 Hydro Fusion with Ozone (Tub Only) | 29.103 \$ 1,355
 Hydro Fusion (TA, Whirlpool, Combo) | 29.107 \$ 1,510

HYDROZONE UV COMBO SYSTEM | OZUV.XXX

Whirlpool and Combo Systems only
 110 V | OZUV.110 \$ 1,170
 220 V | OZUV.220 \$ 1,170

INLINE HEATER *Whirlpool and Combo Systems only*

No dedicated GFI required for 6 amp models.

12.50 Amps 1.5 KW - 110V | 27.100 \$ 815
 6.00 Amps 0.75 KW | 27.103 \$ 730

JETS *Additional finishes on page 16*

Additional Jumbo or Rotating Jet (JET.JJ-XX | JET.JR-XX)
 Group 1 - PC or PB \$ 245
Additional Standard or Swirling Jet (JET.STD-XX | JET.SWI-XX)
 Group 1 - PC or PB \$ 235
Jumbo Jet Upgrade | JUP.JJ-XX \$ 105
Rotating Jet Upgrade | JUP.JR-XX \$ 105
Swirling Jet Upgrade | JUP.SWI-XX \$ 65
Micro Therapy Jet | MTJ.XXX (BIS, BLA, BON, SIL, WHI) \$ 190
Custom Jet Locations | 69.116-CUS.JET No Charge
(Must include drawing of locations)

JET PLATING *For jet plating options go to page 16*

LED TEMP. READOUT KEYPAD | LED.UPG \$ 530

Upgrade only, must have a keypad controlled system to purchase.

LIGHTING LED Bath Light Chromotherapy System | LIG.LED \$ 830

REMOTE CONTROL | REM.CON \$ 760

Must have system to purchase

WASTE & OVERFLOW | WO.VO.XX INCLUDED

Integral W/O (Std. round) | IWO.XX \$ 365

Linear Integral W/O | LWO-XXX \$ 365

Additional finishes on page 17



WHITNEY

62" L x 62" W x 21" D
Includes 4 clear acrylic grab bars



MODEL / PRICING

WHI6262ATO	Tub Only	\$ 4,055	WHI6262ATA	Thermal Air	\$ 7,920
WHI6262AWP	Whirlpool (6)	\$ 7,465	WHI6262ACO	Combo System	\$ 9,975

COLORS *Additional lead time is required for premium colors*

ACRYLIC BATHTUB COLORS

Standard Colors: Bone White Biscuit	Included
Premium Colors: Black Sterling Silver	\$ 460
Matte Finish:	NET \$ 485

BACK MASSEUSE SYSTEMS *Additional finishes on page 15*

System I - Manual Control (WP/CO) BAC.MA1-XXX	\$ 905
System II - Electronic Control (WP/CO) BAC.MA2-XXX	\$ 1,825
System III - Electronic Control (TA) BAC.MA3-XXX	\$ 2,890

COLD PLUNGE CLD.PL	\$ 9,990
-----------------------------	----------

EXPORT CRATE FRT.EXPCRT	NET \$ 145
----------------------------------	------------

EXTRA HIGH DENSITY HI.DEN	\$ 705
------------------------------------	--------

GRAB BARS (Pair) *Additional finishes on page 15*

Standard Grab Bars GRA.BAR-XXX (Group 1 - PC or PB)	\$ 470
Universal Grab Bars UGB-XXX (Group 1 - PC or PB)	\$ 505

HYDRO BLANKET BLA.HEA-X	
2 Zones	\$ 1,830
3 Zones	\$ 2,290
4 Zones	\$ 2,555

HYDRO COAT HYC.COA	\$ 325
-----------------------------	--------

HYDRO EXPRESS 69.104-HYD.EXP	NET \$ 145
---------------------------------------	------------

HYDRO FUSION

Hydro Fusion (Tub Only) 29.102	\$ 1,000
Hydro Fusion with Ozone (Tub Only) 29.103	\$ 1,355
Hydro Fusion (TA, Whirlpool, Combo) 29.107	\$ 1,510

HYDRO INDULGE HYD.IND	\$ 3,535
--------------------------------	----------

HYDROZONE UV COMBO SYSTEM | OZUV.XXX

Whirlpool and Combo Systems only	
110 V OZUV.110	\$ 1,170
220 V OZUV.220	\$ 1,170

INLINE HEATER *Whirlpool and Combo Systems only*

<i>No dedicated GFI required for 6 amp models.</i>	
12.50 Amps 1.5 KW - 110V 27.100	\$ 815
6.00 Amps 0.75 KW 27.103	\$ 730

JETS *Additional finishes on page 16*

Additional Jumbo or Rotating Jet (JET.JJ-XX JET.JR-XX)	
Group 1 - PC or PB	\$ 245
Additional Standard or Swirling Jet (JET.STD-XX JET.SWI-XX)	
Group 1 - PC or PB	\$ 235
Jumbo Jet Upgrade JUP.JJ-XX	\$ 105
Rotating Jet Upgrade JUP.JR-XX	\$ 105
Swirling Jet Upgrade JUP.SWI-XX	\$ 65
Micro Therapy Jet MTJ.XXX (BIS, BLA, BON, SIL, WHI)	\$ 190
Custom Jet Locations 69.116-CUS.JET	No Charge
<i>(Must include drawing of locations)</i>	

JET PLATING *For jet plating options go to page 16*

LED TEMP. READOUT KEYPAD LED.UPG	\$ 530
---	--------

Upgrade only, must have a keypad controlled system to purchase.

LIGHTING LED Bath Light Chromotherapy System LIG.LED	\$ 830
---	--------

LOW WATER PROTECTION (Includes 30 minute timer)

110V LOW.WAT-110	\$ 425
220V LOW.WAT-220	\$ 460

MICRO MOUNT 69.140MCREDG	\$ 135
-----------------------------------	--------

NECK MASSEUSE JET PILLOW PIL.NEC-XX	\$ 855
--	--------

Available in black, bone and white.

PADDED HEADREST PILLOW 41.128 (Black only)	\$ 145
---	--------

PUMPS Custom Pump Locations 69.116-CUS.PMP	No Charge
---	-----------

REMOTE CONTROL REM.CON	\$ 760
---------------------------------	--------

Must have system to purchase

TILE FLANGES FLA.MO-X	\$ 210
--------------------------------	--------

WASTE & OVERFLOW WOV.XXX	INCLUDED
---------------------------------------	----------

Integral W/O (Std. round) IWO.XX	\$ 365
Linear Integral W/O LWO-XXX	\$ 365

Additional finishes on page 17

YVETTE

72"L x 42"W x 21"D

Includes armrests



MODEL / PRICING

YVE7242ATO	Tub Only	\$ 4,225	YVE7242ATA	Thermal Air	\$ 7,555
YVE7242AWP	Whirlpool (8)	\$ 8,080	YVE7242ACO	Combo System	\$ 10,165

COLORS *Additional lead time is required for premium colors*

ACRYLIC BATHTUB COLORS

Standard Colors: Bone White Biscuit	Included
Premium Colors: Black Sterling Silver	\$ 460
Matte Finish:	NET \$ 485

BACK MASSEUSE SYSTEMS *Additional finishes on page 15*

System I - Manual Control (WP/CO) BAC.MA1-XXX	\$ 905
System II - Electronic Control (WP/CO) BAC.MA2-XXX	\$ 1,825
System III - Electronic Control (TA) BAC.MA3-XXX	\$ 2,890

COLD PLUNGE CLD.PL	\$ 9,990
-----------------------------	----------

EXPORT CRATE FRT.EXPCRT	NET \$ 145
----------------------------------	------------

EXTRA HIGH DENSITY HI.DEN	\$ 705
------------------------------------	--------

GRAB BARS (Pair) *Additional finishes on page 15*

Standard Grab Bars GRA.BAR-XXX (Group 1 - PC or PB)	\$ 470
Universal Grab Bars UGB-XXX (Group 1 - PC or PB)	\$ 505

HYDRO BLANKET | BLA.HEA-X

2 Zones	\$ 1,830
3 Zones	\$ 2,290
4 Zones	\$ 2,555

HYDRO COAT HYC.COA	\$ 325
-----------------------------	--------

HYDRO EXPRESS 69.104-HYD.EXP	NET \$ 145
---------------------------------------	------------

HYDRO FUSION

Hydro Fusion (Tub Only) 29.102	\$ 1,000
Hydro Fusion with Ozone (Tub Only) 29.103	\$ 1,355
Hydro Fusion (TA, Whirlpool, Combo) 29.107	\$ 1,510

HYDRO INDULGE HYD.IND	\$ 3,535
--------------------------------	----------

HYDROZONE UV COMBO SYSTEM | OZUV.XXX

Whirlpool and Combo Systems only	
110 V OZUV.110	\$ 1,170
220 V OZUV.220	\$ 1,170

INLINE HEATER *Whirlpool and Combo Systems only*

<i>No dedicated GFI required for 6 amp models.</i>	
12.50 Amps 1.5 KW - 110V 27.100	\$ 815
6.00 Amps 0.75 KW 27.103	\$ 730

JETS *Additional finishes on page 16*

Additional Jumbo or Rotating Jet (JET.JJ-XX JET.JR-XX)	
Group 1 - PC or PB	\$ 245
Additional Standard or Swirling Jet (JET.STD-XX JET.SWI-XX)	
Group 1 - PC or PB	\$ 235
Jumbo Jet Upgrade JUP.JJ-XX	\$ 105
Rotating Jet Upgrade JUP.JR-XX	\$ 105
Swirling Jet Upgrade JUP.SWI-XX	\$ 65
Micro Therapy Jet MTJ.XXX (BIS, BLA, BON, SIL, WHI)	\$ 190
Custom Jet Locations 69.116-CUS.JET	No Charge
<i>(Must include drawing of locations)</i>	

JET PLATING *For jet plating options go to page 16*

LED TEMP. READOUT KEYPAD LED.UPG	\$ 530
<i>Upgrade only, must have a keypad controlled system to purchase.</i>	

LIGHTING LED Bath Light Chromotherapy System LIG.LED	\$ 830
---	--------

LOW WATER PROTECTION (Includes 30 minute timer)

110V LOW.WAT-110	\$ 425
220V LOW.WAT-220	\$ 460

NECK MASSEUSE JET PILLOW PIL.NEC-XX	\$ 855
--	--------

Available in black, bone and white.

PADDED HEADREST PILLOW 41.128 (Black only)	\$ 145
---	--------

PUMPS Custom Pump Locations 69.116-CUS.PMP	No Charge
---	-----------

REMOTE CONTROL REM.CON	\$ 760
---------------------------------	--------

Must have system to purchase

WASTE & OVERFLOW WOV.XX	INCLUDED
--------------------------------------	----------

Integral W/O (Std. round) IWO.XX	\$ 365
---	--------

Linear Integral W/O LWO-XXX	\$ 365
--------------------------------------	--------

Additional finishes on page 17



METRO COLLECTION

STANDARD FEATURES

- **HYDROLUXE SS™:** All Metro Collection bathtubs are produced with Hydroluxe SS™. Our relentless pursuit of perfection has led us to hone and test our processes to proudly introduce HydroLuxe SS™, the evolution of Solid Surface bathtubs. Representing the latest in eco-friendly technology, this range of seamless, solid-surface bathtubs is constructed from a blend of ground natural minerals and the best in man-made composites. The prolite system we add is uniquely packed with particles, making it a standout in the marketplace when it comes to efficiency and bonding strength. This hybrid material undergoes the transformation from liquid to solid, resulting in a bathtub that is 100% solid surface all the way through, with zero hollow or unfilled areas. The perfectly developed HydroLuxe SS™ blend brings even more durability to the Hydro Systems standard.
- **LINEAR INTEGRAL WASTE & OVERFLOW:** Included with all models (except Auburn). It comes color matched to tub unless specified otherwise in purchase order. Thermal Air blowers must be installed remotely.
- **REMOTE CONTROL:** Included with all Thermal Air tubs. Enables turning the Thermal Air system on and off without getting out of the tub. It is waterproof, and it floats.
- **SILENT AIR INDUCTION**
- **THERMAL AIR SYSTEM:** Thermal Air bathtubs are an air injector system, equipped with a 1 H.P. variable speed 600 watt blower, a smart purge system and ozone purification. Blower must be remotely located.
- **HYDROZONE:** Included with all Thermal Air systems.

OPTIONS & ACCESSORIES

COLORS *Additional lead time is required for premium colors*

HYDROLUXE SS™ BATHTUB COLORS

Standard Colors: Almond | White | Biscuit Included

Premium Colors: \$ 2,165

Black | Carmine Red | Concrete Grey | Distant Blue
Grey Beige | Moss Green | Orange Brown | Pastel Violet
Purple Violet | Red Orange | Sapphire Blue | Signal Orange
Stone Grey | Tarpaulin Grey | Terra Brown

Dual Color Option: NET \$ 2,165

FINISH

Matte Finish | METRO.MAT NO CHARGE UPGRADE

Polished Finish | METRO.POL NO CHARGE UPGRADE

Matte Gloss Combination | METRO.TWOTONE \$ 350

(Please specify finish on all orders)

SURFACES (outside only)

Metallic: Polished Nickel [PN] \$ 17,595

MODEL/METAL/COLOR (XXX.XXX.XXX)

COLD PLUNGE | CLD.PL \$ 9,990

EXPORT CRATE | FRT.EXPCRT NET \$ 445

FOUNDATION | METRO.FOUNDATION \$ 425

(Bellevue model only)

FREIGHT (to distributor) NET \$ 200

Jobsite Delivery NET \$ 100

Lift Gate NET \$ 75

HYDRO COAT | HYC.COA \$ 325

HYDRO EXPRESS | 69.104-HYD.EXP NET \$ 265

HYDRO FUSION

Hydro Fusion (Tub Only) | 29.102 \$ 1,000

Hydro Fusion with Ozone (Tub Only) | 29.103 \$ 1,355

Hydro Fusion (TA, Whirlpool, Combo) | 29.107 \$ 1,510

HYDRO INDULGE | HYD.IND \$ 3,535

HYDROZONE INCLUDED ON THERMAL AIR

ISLAND TUB DRAIN | ITD.XXX

ABS, PVC | ITD.ABS | ITD.PVC \$ 365

Cast Iron | ITD.CST \$ 440

LED TEMP. READOUT KEYPAD | LED.UPG \$ 530

Upgrade only, must have a keypad controlled system to purchase.

RECIRCULATION SYSTEM | RES.AUB \$ 1,230

(Auburn model only)

TOWER | TOW-XX

18" or 24" \$ 1,295 25" - 30" \$ 1,295

31" - 36" \$ 1,420 37" - 42" \$ 1,540

43" - 48" \$ 1,665 49" - 54" \$ 1,785

55" - 60" \$ 1,910 Access Panel \$ 400

WARRANTY 10 YEARS

WASTE & OVERFLOW

Linear Integral W/O | LWO-XXX INCLUDED

WHI, BIS, PC, PB, PN, BC, BB, BN, SC, SB, SN, ORB, PE, MB

Gold Finish Upgrade (PG, BG) \$ 490

ALAMO

58"L x 31"W x 21"D - center drain
66"L x 34"W x 21"D - center drain
70"L x 34"W x 21"D - center drain
Linear Integral W/O Included (specify finish)

Remote blower required for Thermal Air system



MODEL / PRICING

ALA5831HTO	Tub Only	\$ 6,860	ALA6634HTO	Tub Only	\$ 7,075	ALA7034HTO	Tub Only	\$ 7,250
ALA5831HTA	Thermal Air	\$ 13,310	ALA6634HTA	Thermal Air	\$ 13,355	ALA7034HTA	Thermal Air	\$ 13,385

COLORS *Additional lead time is required for premium colors*

HYDROLUXE SS™ BATHTUB COLORS

Standard Colors: Almond | White | Biscuit Included

Premium Colors: \$ 2,165

Black | Carmine Red | Concrete Grey | Distant Blue
Grey Beige | Moss Green | Orange Brown | Pastel Violet
Purple Violet | Red Orange | Sapphire Blue | Signal Orange
Stone Grey | Tarpaulin Grey | Terra Brown

Dual Color Option: \$ 2,165

FINISH

Matte Finish | METRO.MAT NO CHARGE UPGRADE

Polished Finish | METRO.POL NO CHARGE UPGRADE

Matte Gloss Combination | METRO.TWOTONE \$ 350

(Please specify finish on all orders)

SURFACES (outside only)

Metallic: Polished Nickel [PN] \$ 17,595

MODEL/METAL/COLOR (XXX.XXX.XXX)

COLD PLUNGE | CLD.PL \$ 9,990

FREIGHT (to distributor) NET \$ 200

HYDRO FUSION

29.102: \$ 1,000 29.103: \$ 1,355 29.107: \$ 1,510

HYDRO INDULGE | HYD.IND \$ 3,535

HYDROZONE INCLUDED ON THERMAL AIR

ISLAND TUB DRAIN | ITD.XXX

ABS, PVC | ITD.ABS | ITD.PVC \$ 365

Cast Iron | ITD.CST \$ 440

WASTE & OVERFLOW

Linear Integral W/O | LWO-XXX INCLUDED

WHI, BIS, PC, PB, PN, BC, BB, BN, SC, SB, SN, ORB, PE, MB

Gold Finish Upgrade (PG, BG) \$ 490

ANAHA

64"L x 36"W x 24"D - end drain
Linear Integral W/O Included (please specify finish)
Includes lumbar support
Remote blower required for Thermal Air system



MODEL / PRICING

ANA6436HTO	Tub Only	\$ 8,670	ANA6436HTA	Thermal Air	\$ 13,260
------------	----------	----------	------------	-------------	-----------

COLORS *Additional lead time is required for premium colors*

HYDROLUXE SS™ BATHTUB COLORS

Standard Colors: Almond | White | Biscuit Included

Premium Colors: \$ 2,165

Black | Carmine Red | Concrete Grey | Distant Blue
Grey Beige | Moss Green | Orange Brown | Pastel Violet
Purple Violet | Red Orange | Sapphire Blue | Signal Orange
Stone Grey | Tarpaulin Grey | Terra Brown

Dual Color Option: \$ 2,165

FINISH

Matte Finish | METRO.MAT NO CHARGE UPGRADE

Polished Finish | METRO.POL NO CHARGE UPGRADE

Matte Gloss Combination | METRO.TWOTONE \$ 350

(Please specify finish on all orders)

SURFACES (outside only)

Metallic: Polished Nickel [PN] \$ 17,595

MODEL/METAL/COLOR (XXX.XXX.XXX)

COLD PLUNGE | CLD.PL \$ 9,990

FREIGHT (to distributor) NET \$ 200

HYDRO FUSION

29.102: \$ 1,000 29.103: \$ 1,355 29.107: \$ 1,510

HYDRO INDULGE | HYD.IND \$ 3,535

HYDROZONE INCLUDED ON THERMAL AIR

ISLAND TUB DRAIN | ITD.XXX

ABS, PVC | ITD.ABS | ITD.PVC \$ 365

Cast Iron | ITD.CST \$ 440

WASTE & OVERFLOW

Linear Integral W/O | LWO-XXX INCLUDED

WHI, BIS, PC, PB, PN, BC, BB, BN, SC, SB, SN, ORB, PE, MB

Gold Finish Upgrade (PG, BG) \$ 490

AUBURN

80"L x 43"W x 20"D - center drain

80"L x 66"W x 20"D - center drain

No overflow Included

Available as a drop-in only

Remote blower required for Thermal Air system



MODEL / PRICING

ABN8043HTO Tub Only \$ 8,450
ABN8043HTA Thermal Air \$ 14,360

ABN8066HTO Tub Only \$ 10,585
ABN8066HTA Thermal Air \$ 16,770

COLORS *Additional lead time is required for premium colors*

HYDROLUXE SS™ BATHTUB COLORS

Standard Colors: Almond | White | Biscuit Included

Premium Colors: \$ 2,165

Black | Carmine Red | Concrete Grey | Distant Blue

Grey Beige | Moss Green | Orange Brown | Pastel Violet

Purple Violet | Red Orange | Sapphire Blue | Signal Orange

Stone Grey | Tarpaulin Grey | Terra Brown

Dual Color Option: \$ 2,165

FINISH

Matte Finish | METRO.MAT NO CHARGE UPGRADE

Polished Finish | METRO.POL NO CHARGE UPGRADE

Matte Gloss Combination | METRO.TWOTONE \$ 350

(Please specify finish on all orders)

COLD PLUNGE | CLD.PL \$ 9,990

EXPORT CRATE | FRT.EXPCRT NET \$ 445

HYDRO FUSION

29.102: \$ 1,000 29.103: \$ 1,355 29.107: \$ 1,510

HYDRO INDULGE | HYD.IND \$ 3,535

HYDROZONE INCLUDED ON THERMAL AIR

RECIRCULATION SYSTEM | RES.AUB \$ 1,230

(Auburn model only)

BELLEVUE

60"L x 32"W x 24"D - center drain

Linear Integral W/O Included (please specify finish)

Remote blower required for Thermal Air system



MODEL / PRICING

BEL6032HTO Tub Only \$ 6,860

BEL6032HTA Thermal Air \$ 13,310

COLORS *Additional lead time is required for premium colors*

HYDROLUXE SS™ BATHTUB COLORS

Standard Colors: Almond | White | Biscuit Included

Premium Colors: \$ 2,165

Black | Carmine Red | Concrete Grey | Distant Blue

Grey Beige | Moss Green | Orange Brown | Pastel Violet

Purple Violet | Red Orange | Sapphire Blue | Signal Orange

Stone Grey | Tarpaulin Grey | Terra Brown

Dual Color Option: \$ 2,165

FINISH

Matte Finish | METRO.MAT NO CHARGE UPGRADE

Polished Finish | METRO.POL NO CHARGE UPGRADE

Matte Gloss Combination | METRO.TWOTONE \$ 350

(Please specify finish on all orders)

SURFACES (outside only)

Metallic: Polished Nickel [PN] \$ 17,595

MODEL/METAL/COLOR (XXX.XXX.XXX)

COLD PLUNGE | CLD.PL \$ 9,990

FOUNDATION | METRO.FOUNDATION \$ 425

FREIGHT (to distributor) NET \$ 200

HYDRO FUSION

29.102: \$ 1,000 29.103: \$ 1,355 29.107: \$ 1,510

HYDRO INDULGE | HYD.IND \$ 3,535

HYDROZONE INCLUDED ON THERMAL AIR

ISLAND TUB DRAIN | ITD.XXX

ABS, PVC | ITD.ABS | ITD.PVC \$ 365

Cast Iron | ITD.CST \$ 440

WASTE & OVERFLOW

Linear Integral W/O | LWO-XXX INCLUDED

WHI, BIS, PC, PB, PN, BC, BB, BN, SC, SB, SN, ORB, PE, MB

Gold Finish Upgrade (PG, BG) \$ 490

BISCAYNE

64"L x 31"W x 24-25"D - center drain
 Linear Integral W/O Included (please specify finish)
 Includes lumbar support
 Remote blower required for Thermal Air system



MODEL / PRICING

BIS6431HTO Tub Only \$ 6,860

BIS6431HTA Thermal Air \$ 13,310

COLORS *Additional lead time is required for premium colors*

HYDROLUXE SS™ BATHTUB COLORS

Standard Colors: Almond | White | Biscuit Included

Premium Colors: \$ 2,165

Black | Carmine Red | Concrete Grey | Distant Blue
 Grey Beige | Moss Green | Orange Brown | Pastel Violet
 Purple Violet | Red Orange | Sapphire Blue | Signal Orange
 Stone Grey | Tarpaulin Grey | Terra Brown

Dual Color Option: \$ 2,165

FINISH

Matte Finish | METRO.MAT NO CHARGE UPGRADE

Polished Finish | METRO.POL NO CHARGE UPGRADE

Matte Gloss Combination | METRO.TWOTONE \$ 350

(Please specify finish on all orders)

SURFACES (outside only)

Metallic: Polished Nickel [PN] \$ 17,595

MODEL/METAL/COLOR (XXX.XXX.XXX)

COLD PLUNGE | CLD.PL \$ 9,990

FREIGHT (to distributor) NET \$ 200

HYDRO FUSION

29.102: \$ 1,000 29.103: \$ 1,355 29.107: \$ 1,510

HYDRO INDULGE | HYD.IND \$ 3,535

HYDROZONE INCLUDED ON THERMAL AIR

ISLAND TUB DRAIN | ITD.XXX

ABS, PVC | ITD.ABS | ITD.PVC \$ 365

Cast Iron | ITD.CST \$ 440

WASTE & OVERFLOW

Linear Integral W/O | LWO-XXX INCLUDED

WHI, BIS, PC, PB, PN, BC, BB, BN, SC, SB, SN, ORB, PE, MB

Gold Finish Upgrade (PG, BG) \$ 490

CHATEAU

66"L x 32"W x 24"D - side center drain
 Linear Integral W/O Included (please specify finish)
 Includes lumbar support
 Built in faucet deck
 Remote blower required for Thermal Air system



MODEL / PRICING

CHT6632HTO Tub Only \$ 7,930

CHT6632HTA Thermal Air \$ 14,360

COLORS *Additional lead time is required for premium colors*

HYDROLUXE SS™ BATHTUB COLORS

Standard Colors: Almond | White | Biscuit Included

Premium Colors: \$ 2,165

Black | Carmine Red | Concrete Grey | Distant Blue
 Grey Beige | Moss Green | Orange Brown | Pastel Violet
 Purple Violet | Red Orange | Sapphire Blue | Signal Orange
 Stone Grey | Tarpaulin Grey | Terra Brown

Dual Color Option: \$ 2,165

FINISH

Matte Finish | METRO.MAT NO CHARGE UPGRADE

Polished Finish | METRO.POL NO CHARGE UPGRADE

Matte Gloss Combination | METRO.TWOTONE \$ 350

(Please specify finish on all orders)

SURFACES (outside only)

Metallic: Polished Nickel [PN] \$ 17,595

MODEL/METAL/COLOR (XXX.XXX.XXX)

COLD PLUNGE | CLD.PL \$ 9,990

FREIGHT (to distributor) NET \$ 200

HYDRO FUSION

29.102: \$ 1,000 29.103: \$ 1,355 29.107: \$ 1,510

HYDRO INDULGE | HYD.IND \$ 3,535

HYDROZONE INCLUDED ON THERMAL AIR

ISLAND TUB DRAIN | ITD.XXX

ABS, PVC | ITD.ABS | ITD.PVC \$ 365

Cast Iron | ITD.CST \$ 440

WASTE & OVERFLOW

Linear Integral W/O | LWO-XXX INCLUDED

WHI, BIS, PC, PB, PN, BC, BB, BN, SC, SB, SN, ORB, PE, MB

Gold Finish Upgrade (PG, BG) \$ 490

DENALI

70"L x 36"W x 22-27"D - center drain
 Linear Integral W/O Included (please specify finish)
 Includes lumbar support
 Remote blower required for Thermal Air system



MODEL / PRICING

DEN7036HTO Tub Only \$ 7,930

DEN7036HTA Thermal Air \$ 14,360

COLORS *Additional lead time is required for premium colors*

HYDROLUXE SS™ BATHTUB COLORS

Standard Colors: Almond | White | Biscuit Included

Premium Colors: \$ 2,165

Black | Carmine Red | Concrete Grey | Distant Blue
 Grey Beige | Moss Green | Orange Brown | Pastel Violet
 Purple Violet | Red Orange | Sapphire Blue | Signal Orange
 Stone Grey | Tarpaulin Grey | Terra Brown

Dual Color Option: \$ 2,165

FINISH

Matte Finish | METRO.MAT NO CHARGE UPGRADE

Polished Finish | METRO.POL NO CHARGE UPGRADE

Matte Gloss Combination | METRO.TWOTONE \$ 350

(Please specify finish on all orders)

SURFACES (outside only)

Metallic: Polished Nickel [PN] \$ 17,595

MODEL/METAL/COLOR (XXX.XXX.XXX)

COLD PLUNGE | CLD.PL \$ 9,990

HYDRO FUSION

29.102: \$ 1,000 29.103: \$ 1,355 29.107: \$ 1,510

HYDRO INDULGE | HYD.IND \$ 3,535

HYDROZONE INCLUDED ON THERMAL AIR

ISLAND TUB DRAIN | ITD.XXX

ABS, PVC | ITD.ABS | ITD.PVC \$ 365

Cast Iron | ITD.CST \$ 440

WASTE & OVERFLOW

Linear Integral W/O | LWO-XXX INCLUDED

WHI, BIS, PC, PB, PN, BC, BB, BN, SC, SB, SN, ORB, PE, MB

Gold Finish Upgrade (PG, BG) \$ 490

GATEWAY

70"L x 32"W x 18"D - end drain
 Linear Integral W/O Included (please specify finish)
 Includes lumbar support
 Remote blower required for Thermal Air system



MODEL / PRICING

GAT7032HTO Tub Only \$ 7,500

GAT7032HTA Thermal Air \$ 13,470

COLORS *Additional lead time is required for premium colors*

HYDROLUXE SS™ BATHTUB COLORS

Standard Colors: Almond | White | Biscuit Included

Premium Colors: \$ 2,165

Black | Carmine Red | Concrete Grey | Distant Blue
 Grey Beige | Moss Green | Orange Brown | Pastel Violet
 Purple Violet | Red Orange | Sapphire Blue | Signal Orange
 Stone Grey | Tarpaulin Grey | Terra Brown

Dual Color Option: \$ 2,165

FINISH

Matte Finish | METRO.MAT NO CHARGE UPGRADE

Polished Finish | METRO.POL NO CHARGE UPGRADE

Matte Gloss Combination | METRO.TWOTONE \$ 350

(Please specify finish on all orders)

SURFACES (outside only)

Metallic: Polished Nickel [PN] \$ 17,595

MODEL/METAL/COLOR (XXX.XXX.XXX)

COLD PLUNGE | CLD.PL \$ 9,990

HYDRO FUSION

29.102: \$ 1,000 29.103: \$ 1,355 29.107: \$ 1,510

HYDRO INDULGE | HYD.IND \$ 3,535

HYDROZONE INCLUDED ON THERMAL AIR

ISLAND TUB DRAIN | ITD.XXX

ABS, PVC | ITD.ABS | ITD.PVC \$ 365

Cast Iron | ITD.CST \$ 440

WASTE & OVERFLOW

Linear Integral W/O | LWO-XXX INCLUDED

WHI, BIS, PC, PB, PN, BC, BB, BN, SC, SB, SN, ORB, PE, MB

Gold Finish Upgrade (PG, BG) \$ 490

GEORGETOWN

70"L x 35"W x 22-25"D - center drain
 Linear Integral W/O Included (please specify finish)
 Includes lumbar support
 Remote blower required for Thermal Air system



MODEL / PRICING

GEO7035HTO Tub Only \$ 8,750

GEO7035HTA Thermal Air \$ 15,585

COLORS *Additional lead time is required for premium colors*

HYDROLUXE SS™ BATHTUB COLORS

Standard Colors: Almond | White | Biscuit Included

Premium Colors: \$ 2,165

Black | Carmine Red | Concrete Grey | Distant Blue
 Grey Beige | Moss Green | Orange Brown | Pastel Violet
 Purple Violet | Red Orange | Sapphire Blue | Signal Orange
 Stone Grey | Tarpaulin Grey | Terra Brown

Dual Color Option: \$ 2,165

FINISH

Matte Finish | METRO.MAT NO CHARGE UPGRADE

Polished Finish | METRO.POL NO CHARGE UPGRADE

Matte Gloss Combination | METRO.TWOTONE \$ 350

(Please specify finish on all orders)

SURFACES (outside only)

Metallic: Polished Nickel [PN] \$ 17,595

MODEL/METAL/COLOR (XXX.XXX.XXX)

COLD PLUNGE | CLD.PL \$ 9,990

HYDRO FUSION

29.102: \$ 1,000 29.103: \$ 1,355 29.107: \$ 1,510

HYDRO INDULGE | HYD.IND \$ 3,535

HYDROZONE INCLUDED ON THERMAL AIR

ISLAND TUB DRAIN | ITD.XXX

ABS, PVC | ITD.ABS | ITD.PVC \$ 365

Cast Iron | ITD.CST \$ 440

WASTE & OVERFLOW

Linear Integral W/O | LWO-XXX INCLUDED

WHI, BIS, PC, PB, PN, BC, BB, BN, SC, SB, SN, ORB, PE, MB

Gold Finish Upgrade (PG, BG) \$ 490

GRANT

66"L x 36"W x 23"D
 Linear Integral W/O Included (please specify finish/color of W/O & tub band)
 Built in faucet deck
 Remote blower required for Thermal Air system



MODEL / PRICING

GRT6636HTO Tub Only \$ 7,930

GRT6636HTA Thermal Air \$ 14,360

COLORS *Additional lead time is required for premium colors*

HYDROLUXE SS™ BATHTUB COLORS

Standard Colors: Almond | White | Biscuit Included

Premium Colors: \$ 2,165

Black | Carmine Red | Concrete Grey | Distant Blue
 Grey Beige | Moss Green | Orange Brown | Pastel Violet
 Purple Violet | Red Orange | Sapphire Blue | Signal Orange
 Stone Grey | Tarpaulin Grey | Terra Brown

Dual Color Option: \$ 2,165

FINISH

Matte Finish | METRO.MAT NO CHARGE UPGRADE

Polished Finish | METRO.POL NO CHARGE UPGRADE

Matte Gloss Combination | METRO.TWOTONE \$ 350

(Please specify finish on all orders)

SURFACES (outside only)

Metallic: Polished Nickel [PN] \$ 17,595

MODEL/METAL/COLOR (XXX.XXX.XXX)

COLD PLUNGE | CLD.PL \$ 9,990

ACCESS PANEL | GRT-ACC.PNL \$ 1,000

FAUCET HOLES | GRT-FCT.DRL \$ 715

HYDRO FUSION

29.102: \$ 1,000 29.103: \$ 1,355 29.107: \$ 1,510

HYDRO INDULGE | HYD.IND \$ 3,535

HYDROZONE INCLUDED ON THERMAL AIR

ISLAND TUB DRAIN | ITD.XXX

ABS, PVC | ITD.ABS | ITD.PVC \$ 365

Cast Iron | ITD.CST \$ 440

WASTE & OVERFLOW

Linear Integral W/O | LWO-XXX INCLUDED

WHI, BIS, PC, PB, PN, BC, BB, BN, SC, SB, SN, ORB, PE, MB

Gold Finish Upgrade (PG, BG) \$ 490

GUTHRIE

58"L x 36"W x 24"D - center drain
 Linear Integral W/O Included (please specify finish)
 Built in faucet shelf
 Remote blower required for Thermal Air system



MODEL / PRICING

GUT5836HTO Tub Only \$ 7,500

GUT5836HTA Thermal Air \$ 14,100

COLORS *Additional lead time is required for premium colors*
HYDROLUXE SS™ BATHTUB COLORS
Standard Colors: Almond | White | Biscuit Included

Premium Colors: \$ 2,165

 Black | Carmine Red | Concrete Grey | Distant Blue
 Grey Beige | Moss Green | Orange Brown | Pastel Violet
 Purple Violet | Red Orange | Sapphire Blue | Signal Orange
 Stone Grey | Tarpaulin Grey | Terra Brown

Dual Color Option: \$ 2,165

FINISH
Matte Finish | METRO.MAT NO CHARGE UPGRADE

Polished Finish | METRO.POL NO CHARGE UPGRADE

Matte Gloss Combination | METRO.TWOTONE \$ 350

(Please specify finish on all orders)

SURFACES (outside only)
Metallic: Polished Nickel [PN] \$ 17,595

MODEL/METAL/COLOR (XXX.XXX.XXX)

COLD PLUNGE | CLD.PL \$ 9,990

HYDRO FUSION

29.102: \$ 1,000 29.103: \$ 1,355 29.107: \$ 1,510

HYDRO INDULGE | HYD.IND \$ 3,535

HYDROZONE INCLUDED ON THERMAL AIR

ISLAND TUB DRAIN | ITD.XXX

ABS, PVC | ITD.ABS | ITD.PVC \$ 365

Cast Iron | ITD.CST \$ 440

WASTE & OVERFLOW
Linear Integral W/O | LWO-XXX INCLUDED

WHI, BIS, PC, PB, PN, BC, BB, BN, SC, SB, SN, ORB, PE, MB

Gold Finish Upgrade (PG, BG) \$ 490

HYDE

68"L x 34"W x 24"D - center drain
 Linear Integral W/O Included (please specify finish)
 Remote blower required for Thermal Air system



MODEL / PRICING

HYD6834HTO Tub Only \$ 7,500

HYD6834HTA Thermal Air \$ 14,100

COLORS *Additional lead time is required for premium colors*
HYDROLUXE SS™ BATHTUB COLORS
Standard Colors: Almond | White | Biscuit Included

Premium Colors: \$ 2,165

 Black | Carmine Red | Concrete Grey | Distant Blue
 Grey Beige | Moss Green | Orange Brown | Pastel Violet
 Purple Violet | Red Orange | Sapphire Blue | Signal Orange
 Stone Grey | Tarpaulin Grey | Terra Brown

Dual Color Option: \$ 2,165

FINISH
Matte Finish | METRO.MAT NO CHARGE UPGRADE

Polished Finish | METRO.POL NO CHARGE UPGRADE

Matte Gloss Combination | METRO.TWOTONE \$ 350

(Please specify finish on all orders)

SURFACES (outside only)
Metallic: Polished Nickel [PN] \$ 17,595

MODEL/METAL/COLOR (XXX.XXX.XXX)

COLD PLUNGE | CLD.PL \$ 9,990

HYDRO FUSION

29.102: \$ 1,000 29.103: \$ 1,355 29.107: \$ 1,510

HYDRO INDULGE | HYD.IND \$ 3,535

HYDROZONE INCLUDED ON THERMAL AIR

ISLAND TUB DRAIN | ITD.XXX

ABS, PVC | ITD.ABS | ITD.PVC \$ 365

Cast Iron | ITD.CST \$ 440

WASTE & OVERFLOW
Linear Integral W/O | LWO-XXX INCLUDED

WHI, BIS, PC, PB, PN, BC, BB, BN, SC, SB, SN, ORB, PE, MB

Gold Finish Upgrade (PG, BG) \$ 490

LIBERTY

63"L x 32"W x 24"D - center drain
 Linear Integral W/O Included (please specify finish)
 Includes lumbar support
 Remote blower required for Thermal Air system



MODEL / PRICING

LIB6332HTO Tub Only \$ 7,480

LIB6332HTA Thermal Air \$ 14,000

COLORS *Additional lead time is required for premium colors*

HYDROLUXE SS™ BATHTUB COLORS

Standard Colors: Almond | White | Biscuit Included

Premium Colors: \$ 2,165

Black | Carmine Red | Concrete Grey | Distant Blue
 Grey Beige | Moss Green | Orange Brown | Pastel Violet
 Purple Violet | Red Orange | Sapphire Blue | Signal Orange
 Stone Grey | Tarpaulin Grey | Terra Brown

Dual Color Option: \$ 2,165

FINISH

Matte Finish | METRO.MAT NO CHARGE UPGRADE

Polished Finish | METRO.POL NO CHARGE UPGRADE

Matte Gloss Combination | METRO.TWOTONE \$ 350

(Please specify finish on all orders)

SURFACES (outside only)

Metallic: Polished Nickel [PN] \$ 17,595

MODEL/METAL/COLOR (XXX.XXX.XXX)

COLD PLUNGE | CLD.PL \$ 9,990

HYDRO FUSION

29.102: \$ 1,000 29.103: \$ 1,355 29.107: \$ 1,510

HYDRO INDULGE | HYD.IND \$ 3,535

HYDROZONE INCLUDED ON THERMAL AIR

ISLAND TUB DRAIN | ITD.XXX

ABS, PVC | ITD.ABS | ITD.PVC \$ 365

Cast Iron | ITD.CST \$ 440

WASTE & OVERFLOW

Linear Integral W/O | LWO-XXX INCLUDED

WHI, BIS, PC, PB, PN, BC, BB, BN, SC, SB, SN, ORB, PE, MB

Gold Finish Upgrade (PG, BG) \$ 490

LOGAN

72"L x 38"W x 23"D - center drain
 Linear Integral W/O Included (please specify finish)
 Includes lumbar support
 Remote blower required for Thermal Air system



MODEL / PRICING

LOG7238HTO Tub Only \$ 7,500

LOG7238HTA Thermal Air \$ 14,100

COLORS *Additional lead time is required for premium colors*

HYDROLUXE SS™ BATHTUB COLORS

Standard Colors: Almond | White | Biscuit Included

Premium Colors: \$ 2,165

Black | Carmine Red | Concrete Grey | Distant Blue
 Grey Beige | Moss Green | Orange Brown | Pastel Violet
 Purple Violet | Red Orange | Sapphire Blue | Signal Orange
 Stone Grey | Tarpaulin Grey | Terra Brown

Dual Color Option: \$ 2,165

FINISH

Matte Finish | METRO.MAT NO CHARGE UPGRADE

Polished Finish | METRO.POL NO CHARGE UPGRADE

Matte Gloss Combination | METRO.TWOTONE \$ 350

(Please specify finish on all orders)

SURFACES (outside only)

Metallic: Polished Nickel [PN] \$ 17,595

MODEL/METAL/COLOR (XXX.XXX.XXX)

COLD PLUNGE | CLD.PL \$ 9,990

HYDRO FUSION

29.102: \$ 1,000 29.103: \$ 1,355 29.107: \$ 1,510

HYDRO INDULGE | HYD.IND \$ 3,535

HYDROZONE INCLUDED ON THERMAL AIR

ISLAND TUB DRAIN | ITD.XXX

ABS, PVC | ITD.ABS | ITD.PVC \$ 365

Cast Iron | ITD.CST \$ 440

WASTE & OVERFLOW

Linear Integral W/O | LWO-XXX INCLUDED

WHI, BIS, PC, PB, PN, BC, BB, BN, SC, SB, SN, ORB, PE, MB

Gold Finish Upgrade (PG, BG) \$ 490

MANHATTAN

64"L x 36"W x 24"D - center drain
 Linear Integral W/O Included (please specify finish)
 Remote blower required for Thermal Air system



MODEL / PRICING

MAN6436HTO	Tub Only	\$ 14,530	MAN6436HTA	Thermal Air	\$ 21,055
------------	----------	-----------	------------	-------------	-----------

COLORS *Additional lead time is required for premium colors*

HYDROLUXE SS™ BATHTUB COLORS

Standard Colors: Almond | White | Biscuit Included

Premium Colors: \$ 2,165

Black | Carmine Red | Concrete Grey | Distant Blue
 Grey Beige | Moss Green | Orange Brown | Pastel Violet
 Purple Violet | Red Orange | Sapphire Blue | Signal Orange
 Stone Grey | Tarpaulin Grey | Terra Brown

Dual Color Option: \$ 2,165

FINISH

Matte Finish | METRO.MAT NO CHARGE UPGRADE

Polished Finish | METRO.POL NO CHARGE UPGRADE

Matte Gloss Combination | METRO.TWOTONE \$ 350

(Please specify finish on all orders)

SURFACES (outside only)

Metallic: Polished Nickel [PN] \$ 17,595

MODEL/METAL/COLOR (XXX.XXX.XXX)

COLD PLUNGE | CLD.PL \$ 9,990

HYDRO FUSION

29.102: \$ 1,000 29.103: \$ 1,355 29.107: \$ 1,510

HYDRO INDULGE | HYD.IND \$ 3,535

HYDROZONE INCLUDED ON THERMAL AIR

ISLAND TUB DRAIN | ITD.XXX

ABS, PVC | ITD.ABS | ITD.PVC \$ 365

Cast Iron | ITD.CST \$ 440

WASTE & OVERFLOW

Linear Integral W/O | LWO-XXX INCLUDED

WHI, BIS, PC, PB, PN, BC, BB, BN, SC, SB, SN, ORB, PE, MB

Gold Finish Upgrade (PG, BG) \$ 490

MARQUIS

59"L x 32"W x 20-23"D

65"L x 32"W x 20-23"D

70"L x 34"W x 20-23"D

Linear Integral W/O Included (please specify finish)

Includes lumbar support. Remote blower required for Thermal Air system.



MODEL / PRICING

MRQ5932HTO	Tub Only	\$ 6,660	MRQ6532HTO	Tub Only	\$ 6,860	MRQ7034HTO	Tub Only	\$ 7,200
MRQ5932HTA	Thermal Air	\$ 12,935	MRQ6532HTA	Thermal Air	\$ 13,310	MRQ7034HTA	Thermal Air	\$ 13,975

COLORS *Additional lead time is required for premium colors*

HYDROLUXE SS™ BATHTUB COLORS

Standard Colors: Almond | White | Biscuit Included

Premium Colors: \$ 2,165

Black | Carmine Red | Concrete Grey | Distant Blue
 Grey Beige | Moss Green | Orange Brown | Pastel Violet
 Purple Violet | Red Orange | Sapphire Blue | Signal Orange
 Stone Grey | Tarpaulin Grey | Terra Brown

Dual Color Option: \$ 2,165

FINISH

Matte Finish | METRO.MAT NO CHARGE UPGRADE

Polished Finish | METRO.POL NO CHARGE UPGRADE

Matte Gloss Combination | METRO.TWOTONE \$ 350

(Please specify finish on all orders)

SURFACES (outside only)

Metallic: Polished Nickel [PN] \$ 17,595

MODEL/METAL/COLOR (XXX.XXX.XXX)

COLD PLUNGE | CLD.PL \$ 9,990

HYDRO FUSION

29.102: \$ 1,000 29.103: \$ 1,355 29.107: \$ 1,510

HYDRO INDULGE | HYD.IND \$ 3,535

HYDROZONE INCLUDED ON THERMAL AIR

ISLAND TUB DRAIN | ITD.XXX

ABS, PVC | ITD.ABS | ITD.PVC \$ 365

Cast Iron | ITD.CST \$ 440

WASTE & OVERFLOW

Linear Integral W/O | LWO-XXX INCLUDED

WHI, BIS, PC, PB, PN, BC, BB, BN, SC, SB, SN, ORB, PE, MB

Gold Finish Upgrade (PG, BG) \$ 490

MILLENNIUM

63"L x 33"W x 22"D - center drain
 Linear Integral W/O Included (please specify finish/color of W/O & tub band)
 Tub can be produced without any band.
 Speak with Hydro Systems if you are interested in ordering without any band.
 Remote blower required for Thermal Air system.



MODEL / PRICING

MIL6333HTO	Tub Only	\$ 10,010	MIL6333HTA	Thermal Air	\$ 16,505
------------	----------	-----------	------------	-------------	-----------

COLORS *Additional lead time is required for premium colors*

HYDROLUXE SS™ BATHTUB COLORS

Standard Colors: Almond | White | Biscuit Included

Premium Colors: \$ 2,165

Black | Carmine Red | Concrete Grey | Distant Blue
 Grey Beige | Moss Green | Orange Brown | Pastel Violet
 Purple Violet | Red Orange | Sapphire Blue | Signal Orange
 Stone Grey | Tarpaulin Grey | Terra Brown

Dual Color Option: \$ 2,165

FINISH

Matte Finish | METRO.MAT NO CHARGE UPGRADE

Polished Finish | METRO.POL NO CHARGE UPGRADE

Matte Gloss Combination | METRO.TWOTONE \$ 350

(Please specify finish on all orders)

SURFACES (outside only)

Metallic: Polished Nickel [PN] \$ 17,595

MODEL/METAL/COLOR (XXX.XXX.XXX)

TUB BAND COLORS

Standard Colors | BND.STD.XXX INCLUDED

Premium Colors | BND.PR1.XXX (Group 1) \$ 935

Premium Colors/Finishes | BND.PR1.XXX (Group 2) \$ 1,410

(Please specify color/finish or it will be same as tub)

COLD PLUNGE | CLD.PL \$ 9,990

HYDROZONE INCLUDED ON THERMAL AIR

ISLAND TUB DRAIN | ITD.XXX

ABS, PVC | ITD.ABS | ITD.PVC \$ 365

Cast Iron | ITD.CST \$ 440

WASTE & OVERFLOW

Linear Integral W/O | LWO-XXX INCLUDED

WHI, BIS, PC, PB, PN, BC, BB, BN, SC, SB, SN, ORB, PE, MB

(Can match overflow to tub and/or band color)

Gold Finish Upgrade (PG, BG) \$ 490

MIZU

52" diameter x 27" depth - side-center drain
 Linear Integral W/O Included (color matched to tub)



MODEL / PRICING

MIZ5227HTO	Tub Only	\$ 9,055	MIZ5227HTA	Thermal Air	\$ 14,735
------------	----------	----------	------------	-------------	-----------

COLORS *Additional lead time is required for premium colors*

HYDROLUXE SS™ BATHTUB COLORS

Standard Colors: Almond | White | Biscuit Included

Premium Colors: \$ 2,165

Black | Carmine Red | Concrete Grey | Distant Blue
 Grey Beige | Moss Green | Orange Brown | Pastel Violet
 Purple Violet | Red Orange | Sapphire Blue | Signal Orange
 Stone Grey | Tarpaulin Grey | Terra Brown

Dual Color Option: \$ 2,165

FINISH

Matte Finish | METRO.MAT NO CHARGE UPGRADE

Polished Finish | METRO.POL NO CHARGE UPGRADE

Matte Gloss Combination | METRO.TWOTONE \$ 350

(Please specify finish on all orders)

SURFACES (outside only)

Metallic: Polished Nickel [PN] \$ 17,595

MODEL/METAL/COLOR (XXX.XXX.XXX)

COLD PLUNGE | CLD.PL \$ 9,990

HYDRO FUSION

29.102: \$ 1,000 29.103: \$ 1,355 29.107: \$ 1,510

HYDRO INDULGE | HYD.IND \$ 3,535

ISLAND TUB DRAIN | ITD.XXX

ABS, PVC | ITD.ABS | ITD.PVC \$ 365

Cast Iron | ITD.CST \$ 440

WASTE & OVERFLOW

Linear Integral W/O | LWO-XXX INCLUDED

Color Match to Tub Only

NEWBURY

62"L x 28"W x 24"D - center drain

66"L x 31"W x 24"D - center drain

Linear Integral W/O Included (please specify finish)

Remote blower required for Thermal Air system



MODEL / PRICING

NEW6228HTO Tub Only \$ 6,860
NEW6228HTA Thermal Air \$ 13,310

NEW6631HTO Tub Only \$ 6,860
NEW6631HTA Thermal Air \$ 13,310

COLORS *Additional lead time is required for premium colors*

HYDROLUXE SS™ BATHTUB COLORS

Standard Colors: Almond | White | Biscuit Included

Premium Colors: \$ 2,165

Black | Carmine Red | Concrete Grey | Distant Blue

Grey Beige | Moss Green | Orange Brown | Pastel Violet

Purple Violet | Red Orange | Sapphire Blue | Signal Orange

Stone Grey | Tarpaulin Grey | Terra Brown

Dual Color Option: \$ 2,165

FINISH

Matte Finish | METRO.MAT NO CHARGE UPGRADE

Polished Finish | METRO.POL NO CHARGE UPGRADE

Matte Gloss Combination | METRO.TWOTONE \$ 350

(Please specify finish on all orders)

SURFACES (outside only)

Metallic: Polished Nickel [PN] \$ 17,595

MODEL/METAL/COLOR (XXX.XXX.XXX)

COLD PLUNGE | CLD.PL \$ 9,990

HYDRO FUSION

29.102: \$ 1,000 29.103: \$ 1,355 29.107: \$ 1,510

HYDRO INDULGE | HYD.IND \$ 3,535

HYDROZONE INCLUDED ON THERMAL AIR

ISLAND TUB DRAIN | ITD.XXX

ABS, PVC | ITD.ABS | ITD.PVC \$ 365

Cast Iron | ITD.CST \$ 440

WASTE & OVERFLOW

Linear Integral W/O | LWO-XXX INCLUDED

WHI, BIS, PC, PB, PN, BC, BB, BN, SC, SB, SN, ORB, PE, MB

Gold Finish Upgrade (PG, BG) \$ 490

NIANTIC

66"L x 37"W x 23"D - side-center drain

Linear Integral W/O Included (please specify finish)

Includes lumbar support

Remote blower required for Thermal Air system



MODEL / PRICING

NIA6637HTO Tub Only \$ 10,065

NIA6637HTA Thermal Air \$ 17,910

COLORS *Additional lead time is required for premium colors*

HYDROLUXE SS™ BATHTUB COLORS

Standard Colors: Almond | White | Biscuit Included

Premium Colors: \$ 2,165

Black | Carmine Red | Concrete Grey | Distant Blue

Grey Beige | Moss Green | Orange Brown | Pastel Violet

Purple Violet | Red Orange | Sapphire Blue | Signal Orange

Stone Grey | Tarpaulin Grey | Terra Brown

Dual Color Option: \$ 2,165

FINISH

Matte Finish | METRO.MAT NO CHARGE UPGRADE

Polished Finish | METRO.POL NO CHARGE UPGRADE

Matte Gloss Combination | METRO.TWOTONE \$ 350

(Please specify finish on all orders)

SURFACES (outside only)

Metallic: Polished Nickel [PN] \$ 17,595

MODEL/METAL/COLOR (XXX.XXX.XXX)

COLD PLUNGE | CLD.PL \$ 9,990

HYDRO FUSION

29.102: \$ 1,000 29.103: \$ 1,355 29.107: \$ 1,510

HYDRO INDULGE | HYD.IND \$ 3,535

HYDROZONE INCLUDED ON THERMAL AIR

ISLAND TUB DRAIN | ITD.XXX

ABS, PVC | ITD.ABS | ITD.PVC \$ 365

Cast Iron | ITD.CST \$ 440

WASTE & OVERFLOW

Linear Integral W/O | LWO-XXX INCLUDED

WHI, BIS, PC, PB, PN, BC, BB, BN, SC, SB, SN, ORB, PE, MB

Gold Finish Upgrade (PG, BG) \$ 490

PACIFIC

63" L x 33" W x 22" D - end drain
 Linear Integral W/O Included (please specify finish)



MODEL / PRICING

PAC6333HTO Tub Only \$ 11,415

COLORS *Additional lead time is required for premium colors*

HYDROLUXE SS™ BATHTUB COLORS

Standard Colors: Almond | White | Biscuit Included

Premium Colors: \$ 2,165

Black | Carmine Red | Concrete Grey | Distant Blue

Grey Beige | Moss Green | Orange Brown | Pastel Violet

Purple Violet | Red Orange | Sapphire Blue | Signal Orange

Stone Grey | Tarpaulin Grey | Terra Brown

Dual Color Option: \$ 2,165

FINISH

Matte Finish | METRO.MAT NO CHARGE UPGRADE

Polished Finish | METRO.POL NO CHARGE UPGRADE

Matte Gloss Combination | METRO.TWOTONE \$ 350

(Please specify finish on all orders)

SURFACES (outside only)

Metallic: Polished Nickel [PN] \$ 17,595

MODEL/METAL/COLOR (XXX.XXX.XXX)

COLD PLUNGE | CLD.PL \$ 9,990

HYDRO FUSION

29.102: \$ 1,000 29.103: \$ 1,355 29.107: \$ 1,510

HYDRO INDULGE | HYD.IND \$ 3,535

ISLAND TUB DRAIN | ITD.XXX

ABS, PVC | ITD.ABS | ITD.PVC \$ 365

Cast Iron | ITD.CST \$ 440

WASTE & OVERFLOW

Linear Integral W/O | LWO-XXX INCLUDED

WHI, BIS, PC, PB, PN, BC, BB, BN, SC, SB, SN, ORB, PE, MB

Gold Finish Upgrade (PG, BG) \$ 490

PROVENCE

66" L x 35" W x 19" D - center drain
 Linear Integral W/O Included (please specify finish)
 Remote blower required for Thermal Air system



MODEL / PRICING

PRO6635HTO Tub Only \$ 7,195

PRO6635HTA Thermal Air \$ 13,310

COLORS *Additional lead time is required for premium colors*

HYDROLUXE SS™ BATHTUB COLORS

Standard Colors: Almond | White | Biscuit Included

Premium Colors: \$ 2,165

Black | Carmine Red | Concrete Grey | Distant Blue

Grey Beige | Moss Green | Orange Brown | Pastel Violet

Purple Violet | Red Orange | Sapphire Blue | Signal Orange

Stone Grey | Tarpaulin Grey | Terra Brown

Dual Color Option: \$ 2,165

FINISH

Matte Finish | METRO.MAT NO CHARGE UPGRADE

Polished Finish | METRO.POL NO CHARGE UPGRADE

Matte Gloss Combination | METRO.TWOTONE \$ 350

(Please specify finish on all orders)

SURFACES (outside only)

Metallic: Polished Nickel [PN] \$ 17,595

MODEL/METAL/COLOR (XXX.XXX.XXX)

COLD PLUNGE | CLD.PL \$ 9,990

HYDRO FUSION

29.102: \$ 1,000 29.103: \$ 1,355 29.107: \$ 1,510

HYDRO INDULGE | HYD.IND \$ 3,535

HYDROZONE INCLUDED ON THERMAL AIR

ISLAND TUB DRAIN | ITD.XXX

ABS, PVC | ITD.ABS | ITD.PVC \$ 365

Cast Iron | ITD.CST \$ 440

WASTE & OVERFLOW

Linear Integral W/O | LWO-XXX INCLUDED

WHI, BIS, PC, PB, PN, BC, BB, BN, SC, SB, SN, ORB, PE, MB

Gold Finish Upgrade (PG, BG) \$ 490

RICHMOND

57"L x 36"W x 24"D - center drain
 Linear Integral W/O Included (please specify finish)
 Built in faucet shelf
 Remote blower required for Thermal Air system



MODEL / PRICING

RIC5736HTO Tub Only \$ 7,500

RIC5736HTA Thermal Air \$ 13,665

COLORS *Additional lead time is required for premium colors*

HYDROLUXE SS™ BATHTUB COLORS

Standard Colors: Almond | White | Biscuit Included

Premium Colors: \$ 2,165

Black | Carmine Red | Concrete Grey | Distant Blue
 Grey Beige | Moss Green | Orange Brown | Pastel Violet
 Purple Violet | Red Orange | Sapphire Blue | Signal Orange
 Stone Grey | Tarpaulin Grey | Terra Brown

Dual Color Option: \$ 2,165

FINISH

Matte Finish | METRO.MAT NO CHARGE UPGRADE

Polished Finish | METRO.POL NO CHARGE UPGRADE

Matte Gloss Combination | METRO.TWOTONE \$ 350

(Please specify finish on all orders)

SURFACES (outside only)

Metallic: Polished Nickel [PN] \$ 17,595

MODEL/METAL/COLOR (XXX.XXX.XXX)

COLD PLUNGE | CLD.PL \$ 9,990

HYDRO FUSION

29.102: \$ 1,000 29.103: \$ 1,355 29.107: \$ 1,510

HYDRO INDULGE | HYD.IND \$ 3,535

HYDROZONE INCLUDED ON THERMAL AIR

ISLAND TUB DRAIN | ITD.XXX

ABS, PVC | ITD.ABS | ITD.PVC \$ 365

Cast Iron | ITD.CST \$ 440

WASTE & OVERFLOW

Linear Integral W/O | LWO-XXX INCLUDED

WHI, BIS, PC, PB, PN, BC, BB, BN, SC, SB, SN, ORB, PE, MB

Gold Finish Upgrade (PG, BG) \$ 490

RODEO

61"L x 32"W x 22-30"D - end drain
 Linear Integral W/O Included (please specify finish)
 Includes lumbar support
 Remote blower required for Thermal Air system



MODEL / PRICING

ROD6132HTO Tub Only \$ 7,500

ROD6132HTA Thermal Air \$ 14,100

COLORS *Additional lead time is required for premium colors*

HYDROLUXE SS™ BATHTUB COLORS

Standard Colors: Almond | White | Biscuit Included

Premium Colors: \$ 2,165

Black | Carmine Red | Concrete Grey | Distant Blue
 Grey Beige | Moss Green | Orange Brown | Pastel Violet
 Purple Violet | Red Orange | Sapphire Blue | Signal Orange
 Stone Grey | Tarpaulin Grey | Terra Brown

Dual Color Option: \$ 2,165

FINISH

Matte Finish | METRO.MAT NO CHARGE UPGRADE

Polished Finish | METRO.POL NO CHARGE UPGRADE

Matte Gloss Combination | METRO.TWOTONE \$ 350

(Please specify finish on all orders)

SURFACES (outside only)

Metallic: Polished Nickel [PN] \$ 17,595

MODEL/METAL/COLOR (XXX.XXX.XXX)

COLD PLUNGE | CLD.PL \$ 9,990

HYDRO FUSION

29.102: \$ 1,000 29.103: \$ 1,355 29.107: \$ 1,510

HYDRO INDULGE | HYD.IND \$ 3,535

HYDROZONE INCLUDED ON THERMAL AIR

ISLAND TUB DRAIN | ITD.XXX

ABS, PVC | ITD.ABS | ITD.PVC \$ 365

Cast Iron | ITD.CST \$ 440

WASTE & OVERFLOW

Linear Integral W/O | LWO-XXX INCLUDED

WHI, BIS, PC, PB, PN, BC, BB, BN, SC, SB, SN, ORB, PE, MB

Gold Finish Upgrade (PG, BG) \$ 490

SOHO

48"L x 30"W x 22"D - end drain
 Linear Integral W/O Included (please specify finish)
 Includes lumbar support
 Remote blower required for Thermal Air system



MODEL / PRICING

SOH4830HTO Tub Only \$ 6,860

SOH4830HTA Thermal Air \$ 12,350

COLORS *Additional lead time is required for premium colors*

HYDROLUXE SS™ BATHTUB COLORS

Standard Colors: Almond | White | Biscuit Included

Premium Colors: \$ 2,165

Black | Carmine Red | Concrete Grey | Distant Blue
 Grey Beige | Moss Green | Orange Brown | Pastel Violet
 Purple Violet | Red Orange | Sapphire Blue | Signal Orange
 Stone Grey | Tarpaulin Grey | Terra Brown

Dual Color Option: \$ 2,165

FINISH

Matte Finish | METRO.MAT NO CHARGE UPGRADE

Polished Finish | METRO.POL NO CHARGE UPGRADE

Matte Gloss Combination | METRO.TWOTONE \$ 350

(Please specify finish on all orders)

SURFACES (outside only)

Metallic: Polished Nickel [PN] \$ 17,595

MODEL/METAL/COLOR (XXX.XXX.XXX)

COLD PLUNGE | CLD.PL \$ 9,990

HYDRO FUSION

29.102: \$ 1,000 29.103: \$ 1,355 29.107: \$ 1,510

HYDRO INDULGE | HYD.IND \$ 3,535

HYDROZONE INCLUDED ON THERMAL AIR

ISLAND TUB DRAIN | ITD.XXX

ABS, PVC | ITD.ABS | ITD.PVC \$ 365

Cast Iron | ITD.CST \$ 440

WASTE & OVERFLOW

Linear Integral W/O | LWO-XXX INCLUDED

WHI, BIS, PC, PB, PN, BC, BB, BN, SC, SB, SN, ORB, PE, MB

Gold Finish Upgrade (PG, BG) \$ 490

SUMMERLIN

57"L x 31"W x 22"D - center drain
 Linear Integral W/O Included (please specify finish)
 Remote blower required for Thermal Air system



MODEL / PRICING

SUM5731HTO Tub Only \$ 6,860

SUM5731HTA Thermal Air \$ 13,310

COLORS *Additional lead time is required for premium colors*

HYDROLUXE SS™ BATHTUB COLORS

Standard Colors: Almond | White | Biscuit Included

Premium Colors: \$ 2,165

Black | Carmine Red | Concrete Grey | Distant Blue
 Grey Beige | Moss Green | Orange Brown | Pastel Violet
 Purple Violet | Red Orange | Sapphire Blue | Signal Orange
 Stone Grey | Tarpaulin Grey | Terra Brown

Dual Color Option: \$ 2,165

FINISH

Matte Finish | METRO.MAT NO CHARGE UPGRADE

Polished Finish | METRO.POL NO CHARGE UPGRADE

Matte Gloss Combination | METRO.TWOTONE \$ 350

(Please specify finish on all orders)

SURFACES (outside only)

Metallic: Polished Nickel [PN] \$ 17,595

MODEL/METAL/COLOR (XXX.XXX.XXX)

COLD PLUNGE | CLD.PL \$ 9,990

HYDRO FUSION

29.102: \$ 1,000 29.103: \$ 1,355 29.107: \$ 1,510

HYDRO INDULGE | HYD.IND \$ 3,535

HYDROZONE INCLUDED ON THERMAL AIR

ISLAND TUB DRAIN | ITD.XXX

ABS, PVC | ITD.ABS | ITD.PVC \$ 365

Cast Iron | ITD.CST \$ 440

WASTE & OVERFLOW

Linear Integral W/O | LWO-XXX INCLUDED

WHI, BIS, PC, PB, PN, BC, BB, BN, SC, SB, SN, ORB, PE, MB

Gold Finish Upgrade (PG, BG) \$ 490

TRIBECA

68" L x 35" W x 22" D - center

Linear Integral W/O Included (please specify finish)

Remote blower required for Thermal Air system



MODEL / PRICING

TRI6835HTO Tub Only \$ 8,460

TRI6835HTA Thermal Air \$ 15,090

COLORS *Additional lead time is required for premium colors*

HYDROLUXE SS™ BATHTUB COLORS

Standard Colors: Almond | White | Biscuit Included

Premium Colors: \$ 2,165

Black | Carmine Red | Concrete Grey | Distant Blue

Grey Beige | Moss Green | Orange Brown | Pastel Violet

Purple Violet | Red Orange | Sapphire Blue | Signal Orange

Stone Grey | Tarpaulin Grey | Terra Brown

Dual Color Option: \$ 2,165

FINISH

Matte Finish | METRO.MAT NO CHARGE UPGRADE

Polished Finish | METRO.POL NO CHARGE UPGRADE

Matte Gloss Combination | METRO.TWOTONE \$ 350

(Please specify finish on all orders)

SURFACES (outside only)

Metallic: Polished Nickel [PN] \$ 17,595

MODEL/METAL/COLOR (XXX.XXX.XXX)

COLD PLUNGE | CLD.PL \$ 9,990

HYDRO FUSION

29.102: \$ 1,000 29.103: \$ 1,355 29.107: \$ 1,510

HYDRO INDULGE | HYD.IND \$ 3,535

HYDROZONE INCLUDED ON THERMAL AIR

ISLAND TUB DRAIN | ITD.XXX

ABS, PVC | ITD.ABS | ITD.PVC \$ 365

Cast Iron | ITD.CST \$ 440

WASTE & OVERFLOW

Linear Integral W/O | LWO-XXX INCLUDED

WHI, BIS, PC, PB, PN, BC, BB, BN, SC, SB, SN, ORB, PE, MB

Gold Finish Upgrade (PG, BG) \$ 490



STON COLLECTION

STON COLLECTION STANDARD FEATURES

All Designer Collection Whirlpool and Thermal Air bathtubs are delivered pre-plumbed and include these standard features:

- **HYDROLUXE SS™:** All Metro Collection bathtubs are produced with Hydroluxe SS™. Our relentless pursuit of perfection has led us to hone and test our processes to proudly introduce HydroLuxe SS™, the evolution of Solid Surface bathtubs. Representing the latest in eco-friendly technology, this range of seamless, solid-surface bathtubs is constructed from a blend of ground natural minerals and the best in man-made composites. The prolite system we add is uniquely packed with particles, making it a standout in the marketplace when it comes to efficiency and bonding strength. This hybrid material undergoes the transformation from liquid to solid, resulting in a bathtub that is 100% solid surface all the way through, with zero hollow or unfilled areas. The perfectly developed HydroLuxe SS™ blend brings even more durability to the Hydro Systems standard.
- **THERMAL AIR SYSTEM:** Thermal Air bathtubs are an air injector system, equipped with a 1 H.P. variable speed 600 watt blower, a smart purge system and ozone purification.
- **HYDROZONE:** Your very own water sanitizing and cleansing system included on all Designer Thermal Air, Whirlpool, and Combo Systems.
- **WHIRLPOOL JETS:** Six, eight, or ten fully adjustable PVC jets.
- **SILENT AIR INDUCTION**
- **JET TRIM:** Color matched trim standard on all PVC systems.
- **PIPE:** Rigid Schedule 40 thermally formed PVC pipe, allowing for proper drainage after use, which helps to prevent any mold from building up.
- **PUMP:** 2.25 H.P. 110 volt pump with plug-in cord.
- **EASY INSTALLATION:** Integral Tub E-Z Level platform with pump installed.
(Pump installed, standard pump and jet locations only)
- **NOISE CONTROL:** Sound damping motor pad.
- **CONTROL PANEL:** Hydro "Soft Touch" electronic control panel.
- **WASTE & OVERFLOW:** Color or metallic finish cable waste and overflow included on all drop-in STON bathtubs (polished chrome is default). Add \$609 for all gold finishes. PVC comes standard; please specify if ABS is required.
- **TIP TOE DRAIN:** Color or metallic finish half or fully exposed tip toe drain included on all freestanding STON bathtubs (polished chrome is default). Add \$ 75 for group 2 upgrade finishes. Call for pricing on all gold finishes.
- **PACKAGING:** All bathtubs are packaged in wood crates or sturdy cardboard boxes for shipping.

OPTIONS & ACCESSORIES

COLORS *Additional lead time is required for premium colors*

HYDROLUXE SS™ BATHTUB COLORS

Standard Colors: Almond | White | Biscuit Included
Premium Colors: \$ 2,165

Black | Carmine Red | Concrete Grey | Distant Blue
 Grey Beige | Moss Green | Orange Brown | Pastel Violet
 Purple Violet | Red Orange | Sapphire Blue | Signal Orange
 Stone Grey | Tarpaulin Grey | Terra Brown

Custom colors available. Please check with Hydro Systems.

Dual Color Option (freestanding only) \$ 2,165

FINISH

Matte Finish | STON.MAT NO CHARGE UPGRADE

Polished Finish | STON.POL NO CHARGE UPGRADE

Matte Gloss Combination | STON.TWOTONE \$ 350

(Please specify finish on all orders)

SURFACES (outside only)

Metallic: Polished Nickel [PN] \$ 17,595
 MODEL/METAL/COLOR (XXX.XXX.XXX)

BACK MASSEUSE SYSTEMS

System II - Electronic Control (Whirlpool or Combo)
 BAC.MA2-XXX \$ 1,825

System III - Electronic Control (Thermal Air) \$ 2,890
 BAC.MA3-XXX

CLAW FOOT UPGRADE *Available on Annete or Andre only*

Group 1 - BN, SN, PN, ORB \$ 1,140

COLD PLUNGE | CLD.PL \$ 9,990

EXPORT CRATE | FRT.EXPCRT NET \$ 145

FREIGHT (to distributor) NET \$ 200

Jobsite Delivery NET \$ 100
 Lift Gate NET \$ 75

GRAB BARS (Pair)

Standard Grab Bars | GRA.BAR-XXX

Group 1 - PC or PB \$ 470

Group 2 - AB, BB, SB, BC, PN, SN, BN \$ 610

Group 3 - PG, BG, SG \$ 825

Universal Grab Bars | UGB-XXX

Group 1 - PC or PB \$ 505

Group 2 - AB, BB, SB, BC, PN, SN, BN \$ 650

Group 3 - PG, BG, SG \$ 850

HYDRO COAT | HYC.COA \$ 325

HYDRO EXPRESS

69.104-HYD.EXP NET \$ 145
 Freestanding Collection NET \$ 265

Move your order up the front of the line to get it manufactured quicker. Does not change ship time. *Please contact Hydro Systems for lead times on Hydro Express. Hydro Systems must receive your order prior to 10:00 a.m. (PST). Order must be marked "Hydro Express." Hydro Express can only accept a fixed number of express orders every day. Hydro Express does not reflect delivery time. Hydro Expresses are non-cancellable.*

HYDRO FUSION

Recirculating heater that will maintain bathing water temperature. *Not available on freestanding models.*

Hydro Fusion (Tub Only) | 29.102 \$ 1,000

Hydro Fusion with Ozone (Tub Only) | 29.103 \$ 1,355

Hydro Fusion (TA, Whirlpool, Combo) | 29.107 \$ 1,510

HYDRO INDULGE | HYD.IND \$ 3,535

Infuses water with millions of oxygen rich microbubbles. Helps with many skin conditions. *Not available on freestanding models.*

HYDROZONE UV COMBO SYSTEM | OZUV.XXX

Only for whirlpool and combo systems.

110 V | OZUV.110 \$ 1,170

220 V | OZUV.220 \$ 1,170

INLINE HEATER

Whirlpool and Combo Systems only. No dedicated GFI required for 6 amp models.

12.50 Amps 1.5 KW - 110V | 27.100 \$ 815

6.00 Amps 0.75 KW | 27.103 \$ 730

ISLAND TUB DRAIN | ITD.XXX

Helps reduce installation time on all freestanding tubs.

ABS, PVC | ITD.ABS | ITD.PVC \$ 365

Cast Iron | ITD.CST \$ 440

JETS

Installed per jet price for extra jets added to standard system price. All metallic finishes come with colored eyeball.

Please note that a maximum of 4 Jumbo Jets is recommended, to avoid loss of water pressure.

Additional Jumbo or Rotating Jet (JET.JJ-XX | JET.JR-XX)

Color Trim \$ 210

Group 1 - PC or PB \$ 245

Group 2 - AB, BB, MB, SB, BC, SC, BN, PN, SN \$ 290

Group 3 - PG, BG, SG \$ 335

Additional Standard or Swirling Jet (JET.STD-XX | JET.SWI-XX)

Color Trim \$ 200

Group 1 - PC or PB \$ 235

Group 2 - AB, BB, MB, SB, BC, SC, BN, PN, SN \$ 285

Group 3 - PG, BG, SG \$ 325

Jumbo Jet Upgrade | JUP.JJ-XX \$ 105

Rotating Jet Upgrade | JUP.JR-XX \$ 105

Swirling Jet Upgrade | JUP.SWI-XX \$ 65
(Per jet substitution price added to standard system price)

Micro Therapy Jet | MTJ.XXX \$ 190
 BIS, BLA, BON, SIL, WHI

Custom Jet Locations | 69.116-CUS.JET No Charge
(Must include drawing of locations)

OPTIONS & ACCESSORIES

JET PLATING FOR PVC WHIRLPOOL SYSTEMS

Clear / Brass / Chrome. Trim kit covers jet escutcheons, suction, and electronic soft touch pad. *Per jet substitution price added to standard system price. All metallic finishes come with colored eyeball.*

Group 1 PC or PB	
6 Jets PLA.06-XX	\$ 380
8 Jets PLA.08-XX	\$ 485
10 Jets PLA.10-XX	\$ 515
Group 2 AB, BB, MB, SB, BC, SC, BN, PN, SN	
6 Jets	\$ 705
8 Jets	\$ 950
10 Jets	\$ 1,095
Group 3 PG, BG	
6 Jets	\$ 935
8 Jets	\$ 1,190
10 Jets	\$ 1,330

LED TEMP. READOUT KEYPAD | LED.UPG \$ 530

Upgrade only, must have a keypad controlled system to purchase.

LIGHTING

LED Bath Light Chromotherapy System LIG.LED	\$ 830
---	--------

LOW WATER PROTECTION (Includes 30 minute timer)

110V LOW.WAT-110	\$ 425
220V LOW.WAT-220	\$ 460

MICRO MOUNT | 69.140MCREDG \$ 135

The micro mount reduces the standard edge profile of the tub to a nominal 1/2". Not available on tub models with edge detail.

NECK MASSEUSE JET PILLOW | PIL.NEC-XX \$ 855

Available in black, bone and white. Not available on all models.

PADDED HEADREST PILLOW | 41.128 (Black only) \$ 145

PUMPS

Custom Pump Locations 69.116-CUS.PMP	No Charge
<i>(Drawing of pump locations is required)</i>	

REMOTE CONTROL | REM.CON \$ 760

Available on most packages. It allows universal programming for other components. Remote control replaces keypad.

SKIRTS *Additional lead time required. Check with factory.*

Molded Skirt Panels (specify which sides on worksheet). Added to any rectangular tub without an edge detail. "Seamed" skirt will have a seam between skirt and tub. "Seamless" will not have a seam between the skirt and tub. These skirts WILL NOT provide pump/blower access. **REMINDER - Make sure to order a molded flange, if necessary.**

Seamed

1 sided See Zen Skirt	\$ 765
2 sided SKI.SMD-2	\$ 2,380
3 sided SKI.SMD-3	\$ 3,130
4 sided SKI.SMD-4	\$ 4,010

Seamless

1 sided SKI.SML-1	\$ 2,105
2 sided SKI.SML-2	\$ 3,185
3 sided SKI.SML-3	\$ 4,265
4 sided SKI.SML-4	\$ 5,355

Premium Colors (additional price and lead time)	\$ 1,240
---	----------

TILE FLANGES | FLA.MO-X \$ 210

Must be specified at time of order (1, 2, 3, or 4 Sided). *Not available on all models. Flanges are made of galvanized metal*

TOWER | TOW-XX

Tower can be added to any of our freestanding models, allowing you to use traditional Roman faucets.

Must be ordered with tub to ensure proper fit.

18" or 24"	\$ 1,295	25" - 30"	\$ 1,295
31" - 36"	\$ 1,420	37" - 42"	\$ 1,540
43" - 48"	\$ 1,665	49" - 54"	\$ 1,785
55" - 60"	\$ 1,910	Access Panel	\$ 400

WASTE & OVERFLOW

Cable W/O WOV.XX	No Charge
(WHI, BIS, BB, BC, BN, MB, ORB, PB, PC, PE, PN, SB, SC, SN)	

Cable W/O - Gold Finish Upgrade (PG, BG)	\$ 650
---	--------

Integral W/O (Std. round) IWO.XX	\$ 365
---	--------

Waste and overflow manufactured as part of the bath.

Comes standard as a round overflow cover.

Drain will be a tip-toe style and drain outlet will be a direct drain.

Integral W/O - Gold Finish Upgrade (PG, BG)	\$ 855
--	--------

Linear Integral W/O LWO-XXX	\$ 365
--------------------------------------	--------

Waste and overflow manufactured as part of the bath.

Drain will be a tip-toe style and drain outlet will be a direct drain.

Linear Integral W/O - Gold Finish Upgrade (PG, BG)	\$ 855
---	--------

Solid Brass Upgrade SBR.UP	NET \$ 110
-------------------------------------	------------

FREESTANDING WASTE & OVERFLOWS

Half Exposed Tip Toe | HWTT.XX

Group 1 (PC, PB)	Included
Group 2 (PN, SN, BN, ORB, WHI, BIS, MB)	Upcharge \$ 65
HWTT.PG / HWTT.BG	Call for pricing

Fully Exposed Tip Toe | WTT.XX

Group 1 (PC, PB)	Included
Group 2 (PN, SN, BN, ORB, WHI, BIS, MB)	Upcharge \$ 75
WTT.PG / WTT.BG	Call for pricing

AMBER

66"L x 38"W x 23"D

74"L x 45"W x 21"D

Includes armrests



MODEL / PRICING

AMB6638STO	Tub Only	\$ 3,580
AMB6638SWP	Whirlpool (6)	\$ 7,105
AMB6638STA	Thermal Air	\$ 6,800
AMB6638SCO	Combo System	\$ 8,515

AMB7445STO	Tub Only	\$ 3,845
AMB7445SWP	Whirlpool (8)	\$ 7,750
AMB7445STA	Thermal Air	\$ 8,035
AMB7445SCO	Combo System	\$ 9,895

COLORS *Additional lead time is required for premium colors*

HYDROLUXE SS™ BATHTUB COLORS

Standard Colors: Almond | White | Biscuit Included

Premium Colors: \$ 2,165

Black | Carmine Red | Concrete Grey | Distant Blue

Grey Beige | Moss Green | Orange Brown | Pastel Violet

Purple Violet | Red Orange | Sapphire Blue | Signal Orange

Stone Grey | Tarpaulin Grey | Terra Brown

Dual Color Option: \$ 2,165

FINISH

Matte Finish | STON.MAT NO CHARGE UPGRADE

Polished Finish | STON.POL NO CHARGE UPGRADE

Matte Gloss Combination | STON.TWOTONE \$ 350

(Please specify finish on all orders)

SURFACES (outside only)

Metallic: Polished Nickel [PN] \$ 17,595

MODEL/METAL/COLOR (XXX.XXX.XXX)

BACK MASSEUSE SYSTEMS

System II - Electronic Control (WP/CO) | BAC.MA2-XXX \$ 1,825

System III - Electronic Control (TA) | BAC.MA3-XXX \$ 2,890

COLD PLUNGE | CLD.PL \$ 9,990

EXPORT CRATE | FRT.EXPCRT NET \$ 145

GRAB BARS (Pair) *Additional finishes on page 121*

Standard Grab Bars | GRA.BAR-XXX (Group 1 - PC or PB) \$ 470

Universal Grab Bars | UGB-XXX (Group 1 - PC or PB) \$ 505

HYDRO COAT | HYC.COA \$ 325

HYDRO EXPRESS

69.104-HYD.EXP NET \$ 145

HYDRO FUSION

Hydro Fusion (Tub Only) | 29.102 \$ 1,000

Hydro Fusion with Ozone (Tub Only) | 29.103 \$ 1,355

Hydro Fusion (TA, Whirlpool, Combo) | 29.107 \$ 1,510

HYDRO INDULGE | HYD.IND \$ 3,535

HYDROZONE UV COMBO SYSTEM | OZUV.XXX

Whirlpool and Combo Systems only

110 V | OZUV.110 \$ 1,170

220 V | OZUV.220 \$ 1,170

INLINE HEATER *Whirlpool and Combo Systems only*

No dedicated GFI required for 6 amp models.

12.50 Amps 1.5 KW - 110V | 27.100 \$ 815

6.00 Amps 0.75 KW | 27.103 \$ 730

JETS *Additional finishes on page 121*

Additional Jumbo or Rotating Jet (JET.JJ-XX | JET.JR-XX)

Group 1 - PC or PB \$ 245

Additional Standard or Swirling Jet (JET.STD-XX | JET.SWI-XX)

Group 1 - PC or PB \$ 235

Jumbo Jet Upgrade | JUP.JJ-XX \$ 105

Rotating Jet Upgrade | JUP.JR-XX \$ 105

Swirling Jet Upgrade | JUP.SWI-XX \$ 65

Micro Therapy Jet | MTJ.XXX (BIS, BLA, BON, SIL, WHI) \$ 190

Custom Jet Locations | 69.116-CUS.JET No Charge

(Must include drawing of locations)

JET PLATING *For jet plating options go to page 122*

LIGHTING LED Bath Light Chromatherapy System | LIG.LED \$ 830

LOW WATER PROTECTION (Includes 30 minute timer)

110V | LOW.WAT-110 \$ 425

220V | LOW.WAT-220 \$ 460

MICRO MOUNT | 69.140MCREDG \$ 135

NECK MASSEUSE JET PILLOW | PIL.NEC-XX \$ 855

Available in black, bone and white.

PADDED HEADREST PILLOW | 41.128 (Black only) \$ 145

PUMPS *Custom Pump Locations* | 69.116-CUS.PMP No Charge

REMOTE CONTROL | REM.CON \$ 760

Must have thermal air system to purchase

UNDERMOUNT | UNDRMT No Charge

WASTE & OVERFLOW *For finishes go to page 122*

Cable W/O | WOV.XX No Charge

Integral W/O (Std. round) | IWO.XX \$ 365

Linear Integral W/O | LWO-XXX \$ 365

ANDREA

72"L x 38"W x 21-24"D - center drain
 (PC or WHI feet included, specify finish)
 Fully Exposed W/O Included (please specify finish)



MODEL / PRICING

AND7238STO Tub Only \$ 6,085

COLORS *Additional lead time is required for premium colors*

HYDROLUXE SS™ BATHTUB COLORS

Standard Colors: Almond | White | Biscuit Included

Premium Colors: \$ 2,165

Black | Carmine Red | Concrete Grey | Distant Blue
 Grey Beige | Moss Green | Orange Brown | Pastel Violet
 Purple Violet | Red Orange | Sapphire Blue | Signal Orange
 Stone Grey | Tarpaulin Grey | Terra Brown

Dual Color Option: \$ 2,165

FINISH

Matte Finish | STON.MAT NO CHARGE UPGRADE

Polished Finish | STON.POL NO CHARGE UPGRADE

Matte Gloss Combination | STON.TWOTONE \$ 350

(Please specify finish on all orders)

SURFACES (outside only)

Metallic: Polished Nickel [PN] \$ 17,595

MODEL/METAL/COLOR (XXX.XXX.XXX)

CLAW FOOT UPGRADE *Available on Annete or Andre only*

Group 1 - BN, SN, PN, ORB \$ 1,140

COLD PLUNGE | CLD.PL \$ 9,990

PADDED HEADREST PILLOW | 41.128 (Black only) \$ 145

WASTE & OVERFLOW

Fully Exposed Tip Toe | WTT.XX

Group 1 (PC, PB) Included

Group 2 (PN, SN, BN, ORB, WHI, BIS, MB) Upcharge \$ 75

WTT.PG / WTT.BG Call for pricing

ANNETTE

65"L x 36"W x 21-24"D - end drain (sloped deck)

65"L x 36"W x 21"D - end drain (flat deck)

(PC or WHI feet included, specify finish)

Fully Exposed W/O Included (please specify finish)



MODEL / PRICING

ANN6536STOS Tub Only \$ 5,790
 *Sloped Deck

ANN6536STOF Tub Only \$ 5,790
 *Flat Deck

COLORS *Additional lead time is required for premium colors*

HYDROLUXE SS™ BATHTUB COLORS

Standard Colors: Almond | White | Biscuit Included

Premium Colors: \$ 2,165

Black | Carmine Red | Concrete Grey | Distant Blue
 Grey Beige | Moss Green | Orange Brown | Pastel Violet
 Purple Violet | Red Orange | Sapphire Blue | Signal Orange
 Stone Grey | Tarpaulin Grey | Terra Brown

Dual Color Option: \$ 2,165

FINISH

Matte Finish | STON.MAT NO CHARGE UPGRADE

Polished Finish | STON.POL NO CHARGE UPGRADE

Matte Gloss Combination | STON.TWOTONE \$ 350

(Please specify finish on all orders)

SURFACES (outside only)

Metallic: Polished Nickel [PN] \$ 17,595

MODEL/METAL/COLOR (XXX.XXX.XXX)

CLAW FOOT UPGRADE *Available on Annete or Andre only*

Group 1 - BN, SN, PN, ORB \$ 1,140

COLD PLUNGE | CLD.PL \$ 9,990

WASTE & OVERFLOW

Fully Exposed Tip Toe | WTT.XX

Group 1 (PC, PB) Included

Group 2 (PN, SN, BN, ORB, WHI, BIS, MB) Upcharge \$ 75

WTT.PG / WTT.BG Call for pricing

CARRERA

60" L x 32" W x 23" D

66" L x 34" W x 23" D

72" L x 36" W x 23" D



MODEL / PRICING

CAR6032STO	Tub Only	\$ 3,320	CAR6634STO	Tub Only	\$ 3,450	CAR7236STO	Tub Only	\$ 3,580
CAR6032SWP	Whirlpool (6)	\$ 6,820	CAR6634SWP	Whirlpool (6)	\$ 6,960	CAR7236SWP	Whirlpool (8)	\$ 7,465
CAR6032STA	Thermal Air	\$ 6,915	CAR6634STA	Thermal Air	\$ 7,105	CAR7236STA	Thermal Air	\$ 7,750
CAR6032SCO	Combo System	\$ 8,960	CAR6634SCO	Combo System	\$ 9,105	CAR7236SCO	Combo System	\$ 9,610

COLORS *Additional lead time is required for premium colors*

HYDROLUXE SS™ BATHTUB COLORS

Standard Colors: Almond | White | Biscuit Included

Premium Colors: \$ 2,165

Black | Carmine Red | Concrete Grey | Distant Blue

Grey Beige | Moss Green | Orange Brown | Pastel Violet

Purple Violet | Red Orange | Sapphire Blue | Signal Orange

Stone Grey | Tarpaulin Grey | Terra Brown

Custom colors available. Please check with Hydro Systems.

Matte Finish | STON.MAT NO CHARGE UPGRADE

BACK MASSEUSE SYSTEMS

System II - Electronic Control (WP/CO) | BAC.MA2-XXX \$ 1,825

System III - Electronic Control (TA) | BAC.MA3-XXX \$ 2,890

COLD PLUNGE | CLD.PL \$ 9,990

EXPORT CRATE | FRT.EXPCRT NET \$ 145

GRAB BARS (Pair) *Additional finishes on page 121*

Standard Grab Bars | GRA.BAR-XXX (Group 1 - PC or PB) \$ 470

Universal Grab Bars | UGB-XXX (Group 1 - PC or PB) \$ 505

HYDRO COAT | HYC.COA \$ 325

HYDRO EXPRESS

69.104-HYD.EXP NET \$ 145

HYDRO FUSION

Hydro Fusion (Tub Only) | 29.102 \$ 1,000

Hydro Fusion with Ozone (Tub Only) | 29.103 \$ 1,355

Hydro Fusion (TA, Whirlpool, Combo) | 29.107 \$ 1,510

HYDRO INDULGE | HYD.IND \$ 3,535

HYDROZONE UV COMBO SYSTEM | OZUV.XXX

Whirlpool and Combo Systems only

110 V | OZUV.110 \$ 1,170

220 V | OZUV.220 \$ 1,170

INLINE HEATER *Whirlpool and Combo Systems only*

No dedicated GFI required for 6 amp models.

12.50 Amps 1.5 KW - 110V | 27.100 \$ 815

6.00 Amps 0.75 KW | 27.103 \$ 730

JETS *Additional finishes on page 121*

Additional Jumbo or Rotating Jet (JET.JJ-XX | JET.JR-XX)

Group 1 - PC or PB \$ 245

Additional Standard or Swirling Jet (JET.STD-XX | JET.SWI-XX)

Group 1 - PC or PB \$ 235

Jumbo Jet Upgrade | JUP.JJ-XX \$ 105

Rotating Jet Upgrade | JUP.JR-XX \$ 105

Swirling Jet Upgrade | JUP.SWI-XX \$ 65

Micro Therapy Jet | MTJ.XXX (BIS, BLA, BON, SIL, WHI) \$ 190

Custom Jet Locations | 69.116-CUS.JET No Charge

(Must include drawing of locations)

JET PLATING *For jet plating options go to page 122*

LIGHTING LED Bath Light Chromotherapy System | LIG.LED \$ 830

LOW WATER PROTECTION (Includes 30 minute timer)

110V | LOW.WAT-110 \$ 425

220V | LOW.WAT-220 \$ 460

MICRO MOUNT | 69.140MCREDG \$ 135

NECK MASSEUSE JET PILLOW | PIL.NEC-XX \$ 855

Available in black, bone and white.

PADDED HEADREST PILLOW | 41.128 (Black only) \$ 145

PUMPS **Custom Pump Locations** | 69.116-CUS.PMP No Charge

REMOTE CONTROL | REM.CON \$ 760

Must have thermal air system to purchase

SKIRTS *For skirt options go to page 122*

TILE FLANGES | FLA.MO-X \$ 210

UNDERMOUNT | UNDRMT No Charge

WASTE & OVERFLOW *For finishes go to page 122*

Cable W/O | WOV.XX No Charge

Integral W/O (Std. round) | IWO.XX \$ 365

Linear Integral W/O | LWO-XXX \$ 365

CITRINE

60"L x 32"W x 21"D

Includes Lumbar Support

Specify LH or RH drain

(Add LH or RH to end of model code)



MODEL / PRICING

CIT6032STO	Tub Only	\$ 4,570	CIT6032STA	Thermal Air	\$ 8,465
CIT6032SWP	Whirlpool (6)	\$ 8,180	CIT6032SCO	Combo System	\$ 10,325

COLORS *Additional lead time is required for premium colors*

HYDROLUXE SS™ BATHTUB COLORS

Standard Colors: Almond | White | Biscuit Included

Premium Colors: \$ 2,165

Black | Carmine Red | Concrete Grey | Distant Blue

Grey Beige | Moss Green | Orange Brown | Pastel Violet

Purple Violet | Red Orange | Sapphire Blue | Signal Orange

Stone Grey | Tarpaulin Grey | Terra Brown

Custom colors available. Please check with Hydro Systems.

Matte Finish | STON.MAT NO CHARGE UPGRADE

BACK MASSEUSE SYSTEMS

System II - Electronic Control (WP/CO) | BAC.MA2-XXX \$ 1,825

System III - Electronic Control (TA) | BAC.MA3-XXX \$ 2,890

COLD PLUNGE | CLD.PL \$ 9,990

EXPORT CRATE | FRT.EXPCRT NET \$ 145

GRAB BARS (Pair) *Additional finishes on page 121*

Standard Grab Bars | GRA.BAR-XXX (Group 1 - PC or PB) \$ 470

Universal Grab Bars | UGB-XXX (Group 1 - PC or PB) \$ 505

HYDRO COAT | HYC.COA \$ 325

HYDRO EXPRESS

69.104-HYD.EXP NET \$ 145

HYDRO FUSION

Hydro Fusion (Tub Only) | 29.102 \$ 1,000

Hydro Fusion with Ozone (Tub Only) | 29.103 \$ 1,355

Hydro Fusion (TA, Whirlpool, Combo) | 29.107 \$ 1,510

HYDRO INDULGE | HYD.IND \$ 3,535

HYDROZONE UV COMBO SYSTEM | OZUV.XXX

Whirlpool and Combo Systems only

110 V | OZUV.110 \$ 1,170

220 V | OZUV.220 \$ 1,170

INLINE HEATER *Whirlpool and Combo Systems only*

No dedicated GFI required for 6 amp models.

12.50 Amps 1.5 KW - 110V | 27.100 \$ 815

6.00 Amps 0.75 KW | 27.103 \$ 730

JETS *Additional finishes on page 121*

Additional Jumbo or Rotating Jet (JET.JJ-XX | JET.JR-XX)

Group 1 - PC or PB \$ 245

Additional Standard or Swirling Jet (JET.STD-XX | JET.SWI-XX)

Group 1 - PC or PB \$ 235

Jumbo Jet Upgrade | JUP.JJ-XX \$ 105

Rotating Jet Upgrade | JUP.JR-XX \$ 105

Swirling Jet Upgrade | JUP.SWI-XX \$ 65

Micro Therapy Jet | MTJ.XXX (BIS, BLA, BON, SIL, WHI) \$ 190

Custom Jet Locations | 69.116-CUS.JET No Charge

(Must include drawing of locations)

JET PLATING *For jet plating options go to page 122*

LIGHTING LED Bath Light Chromotherapy System | LIG.LED \$ 830

LOW WATER PROTECTION (Includes 30 minute timer)

110V | LOW.WAT-110 \$ 425

220V | LOW.WAT-220 \$ 460

NECK MASSEUSE JET PILLOW | PIL.NEC-XX \$ 855

Available in black, bone and white.

PADDED HEADREST PILLOW | 41.128 (Black only) \$ 145

PUMPS Custom Pump Locations | 69.116-CUS.PMP No Charge

REMOTE CONTROL | REM.CON \$ 760

Must have thermal air system to purchase

WASTE & OVERFLOW *For finishes go to page 122*

Cable W/O | WOV.XX No Charge

Integral W/O (Std. round) | IWO.XX \$ 365

Linear Integral W/O | LWO-XXX \$ 365

COAL

60"L x 32"W x 23"D
66"L x 32"W x 23"D



MODEL / PRICING

COA6032STO	Tub Only	\$ 3,320
COA6032SWP	Whirlpool (6)	\$ 6,820
COA6032STA	Thermal Air	\$ 7,105
COA6032SCO	Combo System	\$ 8,960

COA6632STO	Tub Only	\$ 3,450
COA6632SWP	Whirlpool (6)	\$ 6,960
COA6632STA	Thermal Air	\$ 7,245
COA6632SCO	Combo System	\$ 9,105

COLORS *Additional lead time is required for premium colors*

HYDROLUXE SS™ BATHTUB COLORS

Standard Colors: Almond | White | Biscuit Included

Premium Colors: \$ 2,165

Black | Carmine Red | Concrete Grey | Distant Blue
Grey Beige | Moss Green | Orange Brown | Pastel Violet
Purple Violet | Red Orange | Sapphire Blue | Signal Orange
Stone Grey | Tarpaulin Grey | Terra Brown

Custom colors available. Please check with Hydro Systems.

Matte Finish | STON.MAT NO CHARGE UPGRADE

BACK MASSEUSE SYSTEMS

System II - Electronic Control (WP/CO) | BAC.MA2-XXX \$ 1,825

System III - Electronic Control (TA) | BAC.MA3-XXX \$ 2,890

COLD PLUNGE | CLD.PL \$ 9,990

EXPORT CRATE | FRT.EXPCRT NET \$ 145

GRAB BARS (Pair) *Additional finishes on page 121*

Standard Grab Bars | GRA.BAR-XXX (Group 1 - PC or PB) \$ 470

Universal Grab Bars | UGB-XXX (Group 1 - PC or PB) \$ 505

HYDRO COAT | HYC.COA \$ 325

HYDRO EXPRESS

69.104-HYD.EXP NET \$ 145

HYDRO FUSION

Hydro Fusion (Tub Only) | 29.102 \$ 1,000

Hydro Fusion with Ozone (Tub Only) | 29.103 \$ 1,355

Hydro Fusion (TA, Whirlpool, Combo) | 29.107 \$ 1,510

HYDRO INDULGE | HYD.IND \$ 3,535

HYDROZONE UV COMBO SYSTEM | OZUV.XXX

Whirlpool and Combo Systems only

110 V | OZUV.110 \$ 1,170

220 V | OZUV.220 \$ 1,170

INLINE HEATER *Whirlpool and Combo Systems only*

No dedicated GFI required for 6 amp models.

12.50 Amps 1.5 KW - 110V | 27.100 \$ 815

6.00 Amps 0.75 KW | 27.103 \$ 730

JETS *Additional finishes on page 121*

Additional Jumbo or Rotating Jet (JET.JJ-XX | JET.JR-XX)

Group 1 - PC or PB \$ 245

Additional Standard or Swirling Jet (JET.STD-XX | JET.SWI-XX)

Group 1 - PC or PB \$ 235

Jumbo Jet Upgrade | JUP.JJ-XX \$ 105

Rotating Jet Upgrade | JUP.JR-XX \$ 105

Swirling Jet Upgrade | JUP.SWI-XX \$ 65

Micro Therapy Jet | MTJ.XXX (BIS, BLA, BON, SIL, WHI) \$ 190

Custom Jet Locations | 69.116-CUS.JET No Charge

(Must include drawing of locations)

JET PLATING *For jet plating options go to page 122*

LIGHTING LED Bath Light Chromotherapy System | LIG.LED \$ 830

LOW WATER PROTECTION (Includes 30 minute timer)

110V | LOW.WAT-110 \$ 425

220V | LOW.WAT-220 \$ 460

MICRO MOUNT | 69.140MCREDG \$ 135

NECK MASSEUSE JET PILLOW | PIL.NEC-XX \$ 855

Available in black, bone and white.

PADDED HEADREST PILLOW | 41.128 (Black only) \$ 145

PUMPS **Custom Pump Locations** | 69.116-CUS.PMP No Charge

REMOTE CONTROL | REM.CON \$ 760

Must have thermal air system to purchase

SKIRTS *For skirt options go to page 122*

TILE FLANGES | FLA.MO-X \$ 210

UNDERMOUNT | UNDRMT No Charge

WASTE & OVERFLOW *For finishes go to page 122*

Cable W/O | WOV.XX No Charge

Integral W/O (Std. round) | IWO.XX \$ 365

Linear Integral W/O | LWO-XXX \$ 365

CORAL

72" Diameter x 23"D | Center Drain (shown)



MODEL / PRICING

COR7223STO	Tub Only	\$ 4,365	COR7223STA	Thermal Air	\$ 8,600
COR7223SWP	Whirlpool (8)	\$ 8,080	COR7223SCO	Combo System	\$ 10,385

COLORS *Additional lead time is required for premium colors*

HYDROLUXE SS™ BATHTUB COLORS

Standard Colors: Almond | White | Biscuit Included
Premium Colors: \$ 2,165

Black | Carmine Red | Concrete Grey | Distant Blue
 Grey Beige | Moss Green | Orange Brown | Pastel Violet
 Purple Violet | Red Orange | Sapphire Blue | Signal Orange
 Stone Grey | Tarpaulin Grey | Terra Brown

Custom colors available. Please check with Hydro Systems.

Matte Finish | STON.MAT NO CHARGE UPGRADE

BACK MASSEUSE SYSTEMS

System II - Electronic Control (WP/CO) | BAC.MA2-XXX \$ 1,825
System III - Electronic Control (TA) | BAC.MA3-XXX \$ 2,890

COLD PLUNGE | CLD.PL \$ 9,990

EXPORT CRATE | FRT.EXPCRT NET \$ 145

GRAB BARS (Pair) *Additional finishes on page 121*

Standard Grab Bars | GRA.BAR-XXX (Group 1 - PC or PB) \$ 470
Universal Grab Bars | UGB-XXX (Group 1 - PC or PB) \$ 505

HYDRO COAT | HYC.COAT \$ 325

HYDRO EXPRESS

69.104-HYD.EXP NET \$ 145

HYDRO FUSION

Hydro Fusion (Tub Only) | 29.102 \$ 1,000
 Hydro Fusion with Ozone (Tub Only) | 29.103 \$ 1,355
 Hydro Fusion (TA, Whirlpool, Combo) | 29.107 \$ 1,510

HYDRO INDULGE | HYD.IND \$ 3,535

HYDROZONE UV COMBO SYSTEM | OZUV.XXX

Whirlpool and Combo Systems only
 110 V | OZUV.110 \$ 1,170
 220 V | OZUV.220 \$ 1,170

INLINE HEATER *Whirlpool and Combo Systems only*

No dedicated GFI required for 6 amp models.

12.50 Amps 1.5 KW - 110V | 27.100 \$ 815
 6.00 Amps 0.75 KW | 27.103 \$ 730

JETS *Additional finishes on page 121*

Additional Jumbo or Rotating Jet (JET.JJ-XX | JET.JR-XX)
 Group 1 - PC or PB \$ 245

Additional Standard or Swirling Jet (JET.STD-XX | JET.SWI-XX)
 Group 1 - PC or PB \$ 235

Jumbo Jet Upgrade | JUP.JJ-XX \$ 105

Rotating Jet Upgrade | JUP.JR-XX \$ 105

Swirling Jet Upgrade | JUP.SWI-XX \$ 65

Micro Therapy Jet | MTJ.XXX (BIS, BLA, BON, SIL, WHI) \$ 190

Custom Jet Locations | 69.116-CUS.JET No Charge
(Must include drawing of locations)

JET PLATING *For jet plating options go to page 122*

LIGHTING LED Bath Light Chromotherapy System | LIG.LED \$ 830

LOW WATER PROTECTION (Includes 30 minute timer)

110V | LOW.WAT-110 \$ 425
 220V | LOW.WAT-220 \$ 460

MICRO MOUNT | 69.140MCREDG \$ 135

NECK MASSEUSE JET PILLOW | PIL.NEC-XX \$ 855

Available in black, bone and white.

PADDED HEADREST PILLOW | 41.128 (Black only) \$ 145

PUMPS **Custom Pump Locations** | 69.116-CUS.PMP No Charge

REMOTE CONTROL | REM.CON \$ 760

Must have thermal air system to purchase

UNDERMOUNT | UNDRMT No Charge

WASTE & OVERFLOW *For finishes go to page 122*

Cable W/O | WOV.XX No Charge

Integral W/O (Std. round) | IWO.XX \$ 365

Linear Integral W/O | LWO-XXX \$ 365

CORAZON

66" L x 45" W x 19" D

74" L x 44" W x 19" D

74" L x 45" W x 21" D



MODEL / PRICING

COR6645STO Tub Only	\$ 3,450	COR7444STO Tub Only	\$ 3,580	COR7445STO Tub Only	\$ 3,580
COR6645SWP Whirlpool (6)	\$ 6,960	COR7444SWP Whirlpool (8)	\$ 7,465	COR7445SWP Whirlpool (8)	\$ 7,465
COR6645STA Thermal Air	\$ 7,245	COR7444STA Thermal Air	\$ 7,750	COR7445STA Thermal Air	\$ 7,750
COR6645SCO Combo System	\$ 9,105	COR7444SCO Combo System	\$ 9,610	COR7445SCO Combo System	\$ 9,610

COLORS *Additional lead time is required for premium colors*

HYDROLUXE SS™ BATHTUB COLORS

Standard Colors: Almond | White | Biscuit Included

Premium Colors: \$ 2,165

Black | Carmine Red | Concrete Grey | Distant Blue

Grey Beige | Moss Green | Orange Brown | Pastel Violet

Purple Violet | Red Orange | Sapphire Blue | Signal Orange

Stone Grey | Tarpaulin Grey | Terra Brown

Custom colors available. Please check with Hydro Systems.

Matte Finish | STON.MAT NO CHARGE UPGRADE

BACK MASSEUSE SYSTEMS

System II - Electronic Control (WP/CO) | BAC.MA2-XXX \$ 1,825

System III - Electronic Control (TA) | BAC.MA3-XXX \$ 2,890

COLD PLUNGE | CLD.PL \$ 9,990

EXPORT CRATE | FRT.EXPCRT NET \$ 145

GRAB BARS (Pair) *Additional finishes on page 121*

Standard Grab Bars | GRA.BAR-XXX (Group 1 - PC or PB) \$ 470

Universal Grab Bars | UGB-XXX (Group 1 - PC or PB) \$ 505

HYDRO COAT | HYC.COA \$ 325

HYDRO EXPRESS

69.104-HYD.EXP NET \$ 145

HYDRO FUSION

Hydro Fusion (Tub Only) | 29.102 \$ 1,000

Hydro Fusion with Ozone (Tub Only) | 29.103 \$ 1,355

Hydro Fusion (TA, Whirlpool, Combo) | 29.107 \$ 1,510

HYDRO INDULGE | HYD.IND \$ 3,535

HYDROZONE UV COMBO SYSTEM | OZUV.XXX

Whirlpool and Combo Systems only

110 V | OZUV.110 \$ 1,170

220 V | OZUV.220 \$ 1,170

INLINE HEATER *Whirlpool and Combo Systems only*

No dedicated GFI required for 6 amp models.

12.50 Amps 1.5 KW - 110V | 27.100 \$ 815

6.00 Amps 0.75 KW | 27.103 \$ 730

JETS *Additional finishes on page 121*

Additional Jumbo or Rotating Jet (JET.JJ-XX | JET.JR-XX)

Group 1 - PC or PB \$ 245

Additional Standard or Swirling Jet (JET.STD-XX | JET.SWI-XX)

Group 1 - PC or PB \$ 235

Jumbo Jet Upgrade | JUP.JJ-XX \$ 105

Rotating Jet Upgrade | JUP.JR-XX \$ 105

Swirling Jet Upgrade | JUP.SWI-XX \$ 65

Micro Therapy Jet | MTJ.XXX (BIS, BLA, BON, SIL, WHI) \$ 190

Custom Jet Locations | 69.116-CUS.JET No Charge

(Must include drawing of locations)

JET PLATING *For jet plating options go to page 122*

LIGHTING LED Bath Light Chromotherapy System | LIG.LED \$ 830

LOW WATER PROTECTION (Includes 30 minute timer)

110V | LOW.WAT-110 \$ 425

220V | LOW.WAT-220 \$ 460

MICRO MOUNT | 69.140MCREDG \$ 135

NECK MASSEUSE JET PILLOW | PIL.NEC-XX \$ 855

Available in black, bone and white.

PADDED HEADREST PILLOW | 41.128 (Black only) \$ 145

PUMPS **Custom Pump Locations** | 69.116-CUS.PMP No Charge

REMOTE CONTROL | REM.CON \$ 760

Must have thermal air system to purchase

UNDERMOUNT | UNDRMT No Charge

WASTE & OVERFLOW *For finishes go to page 122*

Cable W/O | WOV.XX No Charge

Integral W/O (Std. round) | IWO.XX \$ 365

Linear Integral W/O | LWO-XXX \$ 365

DANIELA

58" L x 30" W x 20" D - end drain

Includes lumbar support

Half Exposed W/O Included (please specify finish)



MODEL / PRICING

DLA5830STO Tub Only \$ 5,365

COLORS *Additional lead time is required for premium colors*

HYDROLUXE SS™ BATHTUB COLORS

Standard Colors: Almond | White | Biscuit Included

Premium Colors: \$ 2,165

Black | Carmine Red | Concrete Grey | Distant Blue

Grey Beige | Moss Green | Orange Brown | Pastel Violet

Purple Violet | Red Orange | Sapphire Blue | Signal Orange

Stone Grey | Tarpaulin Grey | Terra Brown

Dual Color Option: \$ 2,165

FINISH

Matte Finish | STON.MAT NO CHARGE UPGRADE

Polished Finish | STON.POL NO CHARGE UPGRADE

Matte Gloss Combination | STON.TWOTONE \$ 350

(Please specify finish on all orders)

SURFACES (outside only)

Metallic: Polished Nickel [PN] \$ 17,595

MODEL/METAL/COLOR (XXX.XXX.XXX)

COLD PLUNGE | CLD.PL \$ 9,990

EXPORT CRATE | FRT.EXPCRT NET \$ 145

HYDRO COAT | HYC.COA \$ 325

HYDRO EXPRESS

69.104-HYD.EXP NET \$ 265

PADDED HEADREST PILLOW | 41.128 (Black only) \$ 145

WASTE & OVERFLOW

Half Exposed Tip Toe | HWTT.XX

Group 1 (PC, PB)

Included

Group 2 (PN, SN, BN, ORB, WHI, BIS, MB)

Upcharge \$ 65

HWTT.PG / HWTT.BG

Call for pricing

Please note: floor must be trenched

EMERALD

65" L x 36" W x 22" D

72" L x 42" W x 24" D



MODEL / PRICING

EME6536STO	Tub Only	\$ 3,450
EME6536SWP	Whirlpool (6)	\$ 6,960
EME6536STA	Thermal Air	\$ 7,245
EME6536SCO	Combo System	\$ 9,105

EME7242STO	Tub Only	\$ 3,580
EME7242SWP	Whirlpool (8)	\$ 7,465
EME7242STA	Thermal Air	\$ 7,750
EME7242SCO	Combo System	\$ 9,595

COLORS *Additional lead time is required for premium colors*

HYDROLUXE SS™ BATHTUB COLORS

Standard Colors: Almond | White | Biscuit Included

Premium Colors: \$ 2,165

Black | Carmine Red | Concrete Grey | Distant Blue

Grey Beige | Moss Green | Orange Brown | Pastel Violet

Purple Violet | Red Orange | Sapphire Blue | Signal Orange

Stone Grey | Tarpaulin Grey | Terra Brown

Custom colors available. Please check with Hydro Systems.

Matte Finish | STON.MAT NO CHARGE UPGRADE

BACK MASSEUSE SYSTEMS

System II - Electronic Control (WP/CO) | BAC.MA2-XXX \$ 1,825

System III - Electronic Control (TA) | BAC.MA3-XXX \$ 2,890

COLD PLUNGE | CLD.PL \$ 9,990

EXPORT CRATE | FRT.EXPCRT NET \$ 145

GRAB BARS (Pair) *Additional finishes on page 121*

Standard Grab Bars | GRA.BAR-XXX (Group 1 - PC or PB) \$ 470

Universal Grab Bars | UGB-XXX (Group 1 - PC or PB) \$ 505

HYDRO COAT | HYC.COA \$ 325

HYDRO EXPRESS

69.104-HYD.EXP NET \$ 145

HYDRO FUSION

Hydro Fusion (Tub Only) | 29.102 \$ 1,000

Hydro Fusion with Ozone (Tub Only) | 29.103 \$ 1,355

Hydro Fusion (TA, Whirlpool, Combo) | 29.107 \$ 1,510

HYDRO INDULGE | HYD.IND \$ 3,535

HYDROZONE UV COMBO SYSTEM | OZUV.XXX

Whirlpool and Combo Systems only

110 V | OZUV.110 \$ 1,170

220 V | OZUV.220 \$ 1,170

INLINE HEATER *Whirlpool and Combo Systems only*

No dedicated GFI required for 6 amp models.

12.50 Amps 1.5 KW - 110V | 27.100 \$ 815

6.00 Amps 0.75 KW | 27.103 \$ 730

JETS *Additional finishes on page 121*

Additional Jumbo or Rotating Jet (JET.JJ-XX | JET.JR-XX)

Group 1 - PC or PB \$ 245

Additional Standard or Swirling Jet (JET.STD-XX | JET.SWI-XX)

Group 1 - PC or PB \$ 235

Jumbo Jet Upgrade | JUP.JJ-XX \$ 105

Rotating Jet Upgrade | JUP.JR-XX \$ 105

Swirling Jet Upgrade | JUP.SWI-XX \$ 65

Micro Therapy Jet | MTJ.XXX (BIS, BLA, BON, SIL, WHI) \$ 190

Custom Jet Locations | 69.116-CUS.JET No Charge

(Must include drawing of locations)

JET PLATING *For jet plating options go to page 122*

LIGHTING LED Bath Light Chromotherapy System | LIG.LED \$ 830

LOW WATER PROTECTION (Includes 30 minute timer)

110V | LOW.WAT-110 \$ 425 220V | LOW.WAT-220 \$ 460

MICRO MOUNT | 69.140MCREDG \$ 135

MOLDED ARMRESTS

Some molded armrests add an interior detail line to the bathtub

2 Armrests (one pair) | ARM.MOL-2 \$ 145

NECK MASSEUSE JET PILLOW | PIL.NEC-XX \$ 855

Available in black, bone and white.

PADDED HEADREST PILLOW | 41.128 (Black only) \$ 145

PUMPS **Custom Pump Locations** | 69.116-CUS.PMP No Charge

REMOTE CONTROL | REM.CON \$ 760

Must have thermal air system to purchase

SKIRTS *For skirt options go to page 122*

TILE FLANGES | FLA.MO-X \$ 210

UNDERMOUNT | UNDRMT No Charge

WASTE & OVERFLOW *For finishes go to page 122*


Cable W/O | WOV.XX No Charge

Integral W/O (Std. round) | IWO.XX \$ 365

Linear Integral W/O | LWO-XXX \$ 365

GARNET

54"L x 28"W x 23"D - center drain
 58"L x 28"W x 23"D - center drain
 65"L x 30"W x 23"D - center drain
 Half Exposed W/O Included (please specify finish)



MODEL / PRICING

GAR5428STO Tub Only \$ 5,915 | GAR5828STO Tub Only \$ 6,050 | GAR6530STO Tub Only \$ 6,310

COLORS *Additional lead time is required for premium colors*

HYDROLUXE SS™ BATHTUB COLORS

Standard Colors: Almond | White | Biscuit Included

Premium Colors: \$ 2,165

Black | Carmine Red | Concrete Grey | Distant Blue
 Grey Beige | Moss Green | Orange Brown | Pastel Violet
 Purple Violet | Red Orange | Sapphire Blue | Signal Orange
 Stone Grey | Tarpaulin Grey | Terra Brown

Dual Color Option: \$ 2,165

FINISH

Matte Finish | STON.MAT NO CHARGE UPGRADE

Polished Finish | STON.POL NO CHARGE UPGRADE

Matte Gloss Combination | STON.TWOTONE \$ 350
 (Please specify finish on all orders)

SURFACES (outside only)

Metallic: Polished Nickel [PN] \$ 17,595

MODEL/METAL/COLOR (XXX.XXX.XXX)

COLD PLUNGE | CLD.PL \$ 9,990

EXPORT CRATE | FRT.EXPCRT NET \$ 145

HYDRO COAT | HYC.COA \$ 325

HYDRO EXPRESS

69.104-HYD.EXP NET \$ 265

PADDED HEADREST PILLOW | 41.128 (Black only) \$ 145

WASTE & OVERFLOW

Half Exposed Tip Toe | HWTT.XX

Group 1 (PC, PB) Included


Group 2 (PN, SN, BN, ORB, WHI, BIS, MB) Upcharge \$ 75

HWTT.PG / HWTT.BG Call for pricing

Please note: floor must be trenched

GRANITE

48"L x 30"W x 16"D	60"L x 32"W x 19"D	66"L x 36"W x 19"D
54"L x 31"W x 16"D	60"L x 36"W x 19"D	66"L x 36"W x 22"D
60"L x 30"W x 17"D	60"L x 36"W x 22"D	72"L x 36"W x 19"D



MODEL / PRICING

GRA4830STO Tub Only	\$ 3,185	GRA6032STO Tub Only	\$ 3,445	GRA6636STO Tub Only	\$ 3,575
GRA4830SWP Whirlpool (6)	\$ 6,675	GRA6032SWP Whirlpool (6)	\$ 6,955	GRA6636SWP Whirlpool (6)	\$ 7,100
GRA4830STA Thermal Air	\$ 6,960	GRA6032STA Thermal Air	\$ 7,375	GRA6636STA Thermal Air	\$ 7,385
GRA4830SCO Combo System	\$ 8,820	GRA6032SCO Combo System	\$ 9,100	GRA6636SCO Combo System	\$ 9,240
GRA5431STO Tub Only	\$ 3,320	GRA6036STO Tub Only	\$ 3,445	GRA6636STOS Tub Only	\$ 3,575
GRA5431SWP Whirlpool (6)	\$ 6,820	GRA6036SWP Whirlpool (6)	\$ 6,955	GRA6636SWPS Whirlpool (6)	\$ 7,100
GRA5431STA Thermal Air	\$ 7,105	GRA6036STA Thermal Air	\$ 7,375	GRA6636STAS Thermal Air	\$ 7,385
GRA5431SCO Combo System	\$ 8,960	GRA6036SCO Combo System	\$ 9,100	GRA6636SCOS Combo System	\$ 9,240
GRA6030STO Tub Only	\$ 3,445	GRA6036STOS Tub Only	\$ 3,445	GRA7236STO Tub Only	\$ 3,700
GRA6030SWP Whirlpool (6)	\$ 6,955	GRA6036SWPS Whirlpool (6)	\$ 6,955	GRA7236SWP Whirlpool (6)	\$ 7,235
GRA6030STA Thermal Air	\$ 7,375	GRA6036STAS Thermal Air	\$ 7,375	GRA7236STA Thermal Air	\$ 7,520
GRA6030SCO Combo System	\$ 9,100	GRA6036SCOS Combo System	\$ 9,100	GRA7236SCO Combo System	\$ 9,375

COLORS *Additional lead time is required for premium colors*

HYDROLUXE SS™ BATHTUB COLORS

Standard Colors: Almond | White | Biscuit Included

Premium Colors: \$ 2,165

Black | Carmine Red | Concrete Grey | Distant Blue
 Grey Beige | Moss Green | Orange Brown | Pastel Violet
 Purple Violet | Red Orange | Sapphire Blue | Signal Orange
 Stone Grey | Tarpaulin Grey | Terra Brown

Custom colors available. Please check with Hydro Systems.

Matte Finish | STON.MAT NO CHARGE UPGRADE

BACK MASSEUSE SYSTEMS

System II - Electronic Control (WP/CO) | BAC.MA2-XXX \$ 1,825

System III - Electronic Control (TA) | BAC.MA3-XXX \$ 2,890

COLD PLUNGE | CLD.PL \$ 9,990

EXPORT CRATE | FRT.EXPCRT NET \$ 145

GRAB BARS (Pair) *Additional finishes on page 121*

Standard Grab Bars | GRA.BAR-XXX (Group 1 - PC or PB) \$ 470

Universal Grab Bars | UGB-XXX (Group 1 - PC or PB) \$ 505

HYDRO COAT | HYC.COA \$ 325

HYDRO EXPRESS | 69.104-HYD.EXP NET \$ 145

HYDRO FUSION

Hydro Fusion (Tub Only) | 29.102 \$ 1,000

Hydro Fusion with Ozone (Tub Only) | 29.103 \$ 1,355

Hydro Fusion (TA, Whirlpool, Combo) | 29.107 \$ 1,510

HYDRO INDULGE | HYD.IND \$ 3,535

HYDROZONE UV COMBO SYSTEM | OZUV.XXX

Whirlpool and Combo Systems only

110 V | OZUV.110 \$ 1,170 220 V | OZUV.220 \$ 1,170

INLINE HEATER *Whirlpool and Combo Systems only*

No dedicated GFI required for 6 amp models.

12.50 Amps 1.5 KW - 110V | 27.100 \$ 815

6.00 Amps 0.75 KW | 27.103 \$ 730

JETS *Additional finishes on page 121*

Additional Jumbo or Rotating Jet (JET.JJ-XX | JET.JR-XX)

Group 1 - PC or PB \$ 245

Additional Standard or Swirling Jet (JET.STD-XX | JET.SWI-XX)

Group 1 - PC or PB \$ 235

Jumbo Jet Upgrade | JUP.JJ-XX \$ 105

Rotating Jet Upgrade | JUP.JR-XX \$ 105

Swirling Jet Upgrade | JUP.SWI-XX \$ 65

Micro Therapy Jet | MTJ.XXX (BIS, BLA, BON, SIL, WHI) \$ 190

Custom Jet Locations | 69.116-CUS.JET No Charge

(Must include drawing of locations)

JET PLATING *For jet plating options go to page 122*

LIGHTING LED Bath Light Chromotherapy System | LIG.LED \$ 830

LOW WATER PROTECTION (Includes 30 minute timer)

110V | LOW.WAT-110 \$ 425 220V | LOW.WAT-220 \$ 460

MICRO MOUNT | 69.140MCREDG \$ 135

NECK MASSEUSE JET PILLOW | PIL.NEC-XX \$ 855

Available in black, bone and white.

PADDED HEADREST PILLOW | 41.128 (Black only) \$ 145

PUMPS **Custom Pump Locations** | 69.116-CUS.PMP No Charge

REMOTE CONTROL | REM.CON \$ 760

Must have thermal air system to purchase

SKIRTS *For skirt options go to page 122*

TILE FLANGES | FLA.MO-X \$ 210

UNDERMOUNT | UNDRMT No Charge

WASTE & OVERFLOW *For finishes go to page 122*

Cable W/O | WOV.XX No Charge

Integral W/O (Std. round) | IWO.XX \$ 365

Linear Integral W/O | LWO-XXX \$ 365

JADE

66" L x 32"W x 20-23"D - center drain
Half Exposed W/O Included (please specify finish)



MODEL / PRICING

JAD6632STO Tub Only \$ 5,785

COLORS *Additional lead time is required for premium colors*

HYDROLUXE SS™ BATHTUB COLORS

Standard Colors: Almond | White | Biscuit Included

Premium Colors: \$ 2,165

Black | Carmine Red | Concrete Grey | Distant Blue
Grey Beige | Moss Green | Orange Brown | Pastel Violet
Purple Violet | Red Orange | Sapphire Blue | Signal Orange
Stone Grey | Tarpaulin Grey | Terra Brown

Dual Color Option: \$ 2,165

FINISH

Matte Finish | STON.MAT NO CHARGE UPGRADE

Polished Finish | STON.POL NO CHARGE UPGRADE

Matte Gloss Combination | STON.TWOTONE \$ 350

(Please specify finish on all orders)

SURFACES (outside only)

Metallic: Polished Nickel [PN] \$ 17,595

MODEL/METAL/COLOR (XXX.XXX.XXX)

COLD PLUNGE | CLD.PL \$ 9,990

EXPORT CRATE | FRT.EXPCRT NET \$ 145

HYDRO COAT | HYC.COA \$ 325

HYDRO EXPRESS

69.104-HYD.EXP NET \$ 265

PADDED HEADREST PILLOW | 41.128 (Black only) \$ 145

WASTE & OVERFLOW

Half Exposed Tip Toe | HWTT.XX

Group 1 (PC, PB) Included

Group 2 (PN, SN, BN, ORB, WHI, BIS, MB) Upcharge \$ 65

HWTT.PG / HWTT.BG Call for pricing

Please note: floor must be trenched

MITRA

72" L x 38"W x 25-30"D - center drain
Remote blower required for Thermal Air system
Fully Exposed W/O Included (please specify finish)



MODEL / PRICING

MIT7238STO Tub Only \$ 5,820

MIT7238STA Thermal Air \$ 8,590

COLORS *Additional lead time is required for premium colors*

HYDROLUXE SS™ BATHTUB COLORS

Standard Colors: Almond | White | Biscuit Included

Premium Colors: \$ 2,165

Black | Carmine Red | Concrete Grey | Distant Blue
Grey Beige | Moss Green | Orange Brown | Pastel Violet
Purple Violet | Red Orange | Sapphire Blue | Signal Orange
Stone Grey | Tarpaulin Grey | Terra Brown

Dual Color Option: \$ 2,165

FINISH

Matte Finish | STON.MAT NO CHARGE UPGRADE

Polished Finish | STON.POL NO CHARGE UPGRADE

Matte Gloss Combination | STON.TWOTONE \$ 350

(Please specify finish on all orders)

SURFACES (outside only)

Metallic: Polished Nickel [PN] \$ 17,595

MODEL/METAL/COLOR (XXX.XXX.XXX)

COLD PLUNGE | CLD.PL \$ 9,990

EXPORT CRATE | FRT.EXPCRT NET \$ 145

HYDRO COAT | HYC.COA \$ 325

HYDRO EXPRESS

69.104-HYD.EXP NET \$ 265

PADDED HEADREST PILLOW | 41.128 (Black only) \$ 145

REMOTE CONTROL | REM.CON \$ 760

Must have thermal air system to purchase

WASTE & OVERFLOW

Fully Exposed Tip Toe | WTT.XX

Group 1 (PC, PB) Included

Group 2 (PN, SN, BN, ORB, WHI, BIS, MB) Upcharge \$ 75

WTT.PG / WTT.BG Call for pricing

OBSIDIAN

58"L x 30"W x 20-23"D - end drain
Includes lumbar support
Half Exposed W/O included (please specify finish)



MODEL / PRICING

OBS5830STO Tub Only \$ 5,555

COLORS *Additional lead time is required for premium colors*

HYDROLUXE SS™ BATHTUB COLORS

Standard Colors: Almond | White | Biscuit Included

Premium Colors: \$ 2,165

Black | Carmine Red | Concrete Grey | Distant Blue

Grey Beige | Moss Green | Orange Brown | Pastel Violet

Purple Violet | Red Orange | Sapphire Blue | Signal Orange

Stone Grey | Tarpaulin Grey | Terra Brown

Dual Color Option: \$ 2,165

FINISH

Matte Finish | STON.MAT NO CHARGE UPGRADE

Polished Finish | STON.POL NO CHARGE UPGRADE

Matte Gloss Combination | STON.TWOTONE \$ 350

(Please specify finish on all orders)

SURFACES (outside only)

Metallic: Polished Nickel [PN] \$ 17,595

MODEL/METAL/COLOR (XXX.XXX.XXX)

COLD PLUNGE | CLD.PL \$ 9,990

EXPORT CRATE | FRT.EXPCRT NET \$ 145

HYDRO COAT | HYC.COA \$ 325

HYDRO EXPRESS

69.104-HYD.EXP NET \$ 265

PADDED HEADREST PILLOW | 41.128 (Black only) \$ 145

WASTE & OVERFLOW

Half Exposed Tip Toe | HWTT.XX

Group 1 (PC, PB)

Group 2 (PN, SN, BN, ORB, WHI, BIS, MB)

HWTT.PG / HWTT.BG

Please note: floor must be trenched

Included

Upcharge \$ 65

Call for pricing

OPAL

63"L x 33"W x 23"D - center drain
 Half Exposed W/O Included (please specify finish)



MODEL / PRICING

OPA6333STO Tub Only \$ 5,780

COLORS *Additional lead time is required for premium colors*

HYDROLUXE SS™ BATHTUB COLORS

Standard Colors: Almond | White | Biscuit Included

Premium Colors: \$ 2,165

Black | Carmine Red | Concrete Grey | Distant Blue
 Grey Beige | Moss Green | Orange Brown | Pastel Violet
 Purple Violet | Red Orange | Sapphire Blue | Signal Orange
 Stone Grey | Tarpaulin Grey | Terra Brown

Dual Color Option: \$ 2,165

FINISH

Matte Finish | STON.MAT NO CHARGE UPGRADE

Polished Finish | STON.POL NO CHARGE UPGRADE

Matte Gloss Combination | STON.TWOTONE \$ 350

(Please specify finish on all orders)

SURFACES (outside only)

Metallic: Polished Nickel [PN] \$ 17,595

MODEL/METAL/COLOR (XXX.XXX.XXX)

COLD PLUNGE | CLD.PL \$ 9,990

EXPORT CRATE | FRT.EXPCRT NET \$ 145

HYDRO COAT | HYC.COA \$ 325

HYDRO EXPRESS

69.104-HYD.EXP NET \$ 265

PADDED HEADREST PILLOW | 41.128 (Black only) \$ 145

WASTE & OVERFLOW

Half Exposed Tip Toe | HWTT.XX

Group 1 (PC, PB) Included

Group 2 (PN, SN, BN, ORB, WHI, BIS, MB) Upcharge \$ 65

HWTT.PG / HWTT.BG Call for pricing

Please note: floor must be trenched

PEARL

55"Diameter x 19"D - side drain
 61"Diameter x 19"D - center drain
 Half Exposed W/O Included (please specify finish)



MODEL / PRICING

PEA5519STO Tub Only \$ 7,100

PEA6019STO Tub Only \$ 7,350

COLORS *Additional lead time is required for premium colors*

HYDROLUXE SS™ BATHTUB COLORS

Standard Colors: Almond | White | Biscuit Included

Premium Colors: \$ 2,165

Black | Carmine Red | Concrete Grey | Distant Blue
 Grey Beige | Moss Green | Orange Brown | Pastel Violet
 Purple Violet | Red Orange | Sapphire Blue | Signal Orange
 Stone Grey | Tarpaulin Grey | Terra Brown

Dual Color Option: \$ 2,165

FINISH

Matte Finish | STON.MAT NO CHARGE UPGRADE

Polished Finish | STON.POL NO CHARGE UPGRADE

Matte Gloss Combination | STON.TWOTONE \$ 350

(Please specify finish on all orders)

SURFACES (outside only)

Metallic: Polished Nickel [PN] \$ 17,595

MODEL/METAL/COLOR (XXX.XXX.XXX)

COLD PLUNGE | CLD.PL \$ 9,990

EXPORT CRATE | FRT.EXPCRT NET \$ 145

HYDRO COAT | HYC.COA \$ 325

HYDRO EXPRESS

69.104-HYD.EXP NET \$ 265

PADDED HEADREST PILLOW | 41.128 (Black only) \$ 145

WASTE & OVERFLOW

Half Exposed Tip Toe | HWTT.XX

Group 1 (PC, PB) Included

Group 2 (PN, SN, BN, ORB, WHI, BIS, MB) Upcharge \$ 65

HWTT.PG / HWTT.BG Call for pricing

Please note: floor must be trenched

QUARTZ

63"L x 33"W x 21"D

Includes armrests



MODEL / PRICING

QUA6333STO	Tub Only	\$ 3,450	QUA6333STA	Thermal Air	\$ 7,245
QUA6333SWP	Whirlpool (6)	\$ 6,960	QUA6333SCO	Combo System	\$ 9,105

COLORS *Additional lead time is required for premium colors*

HYDROLUXE SS™ BATHTUB COLORS

Standard Colors: Almond | White | Biscuit Included

Premium Colors: \$ 2,165

Black | Carmine Red | Concrete Grey | Distant Blue

Grey Beige | Moss Green | Orange Brown | Pastel Violet

Purple Violet | Red Orange | Sapphire Blue | Signal Orange

Stone Grey | Tarpaulin Grey | Terra Brown

Custom colors available. Please check with Hydro Systems.

Matte Finish | STON.MAT NO CHARGE UPGRADE

BACK MASSEUSE SYSTEMS

System II - Electronic Control (WP/CO) | BAC.MA2-XXX \$ 1,825

System III - Electronic Control (TA) | BAC.MA3-XXX \$ 2,890

COLD PLUNGE | CLD.PL \$ 9,990

EXPORT CRATE | FRT.EXPCRT NET \$ 145

GRAB BARS (Pair) *Additional finishes on page 121*

Standard Grab Bars | GRA.BAR-XXX (Group 1 - PC or PB) \$ 470

Universal Grab Bars | UGB-XXX (Group 1 - PC or PB) \$ 505

HYDRO COAT | HYC.COA \$ 325

HYDRO EXPRESS

69.104-HYD.EXP NET \$ 145

HYDRO FUSION

Hydro Fusion (Tub Only) | 29.102 \$ 1,000

Hydro Fusion with Ozone (Tub Only) | 29.103 \$ 1,355

Hydro Fusion (TA, Whirlpool, Combo) | 29.107 \$ 1,510

HYDRO INDULGE | HYD.IND \$ 3,535

HYDROZONE UV COMBO SYSTEM | OZUV.XXX

Whirlpool and Combo Systems only

110 V | OZUV.110 \$ 1,170

220 V | OZUV.220 \$ 1,170

INLINE HEATER *Whirlpool and Combo Systems only*

No dedicated GFI required for 6 amp models.

12.50 Amps 1.5 KW - 110V | 27.100 \$ 815

6.00 Amps 0.75 KW | 27.103 \$ 730

JETS *Additional finishes on page 121*

Additional Jumbo or Rotating Jet (JET.JJ-XX | JET.JR-XX)

Group 1 - PC or PB \$ 245

Additional Standard or Swirling Jet (JET.STD-XX | JET.SWI-XX)

Group 1 - PC or PB \$ 235

Jumbo Jet Upgrade | JUP.JJ-XX \$ 105

Rotating Jet Upgrade | JUP.JR-XX \$ 105

Swirling Jet Upgrade | JUP.SWI-XX \$ 65

Micro Therapy Jet | MTJ.XXX (BIS, BLA, BON, SIL, WHI) \$ 190

Custom Jet Locations | 69.116-CUS.JET No Charge

(Must include drawing of locations)

JET PLATING *For jet plating options go to page 122*

LIGHTING LED Bath Light Chromatherapy System | LIG.LED \$ 830

LOW WATER PROTECTION (Includes 30 minute timer)

110V | LOW.WAT-110 \$ 425

220V | LOW.WAT-220 \$ 460

MICRO MOUNT | 69.140MCREDG \$ 135

NECK MASSEUSE JET PILLOW | PIL.NEC-XX \$ 855

Available in black, bone and white.

PADDED HEADREST PILLOW | 41.128 (Black only) \$ 145

PUMPS **Custom Pump Locations** | 69.116-CUS.PMP No Charge

REMOTE CONTROL | REM.CON \$ 760

Must have thermal air system to purchase

WASTE & OVERFLOW *For finishes go to page 122*

Cable W/O | WOV.XX No Charge

Integral W/O (Std. round) | IWO.XX \$ 365

Linear Integral W/O | LWO-XXX \$ 365

RUBY

60"L x 36"W x 19"D
 60"L x 42"W x 16"D
 60"L x 42"W x 19"D

72"L x 36"W x 16"D
 73"L x 42"W x 19"D



MODEL / PRICING

RUB6036STO Tub Only	\$ 3,320	RUB6042SCO Combo System	\$ 8,960	RUB7236STA Thermal Air	\$ 7,750
RUB6036SWP Whirlpool (6)	\$ 6,820	RUB6042STOS Tub Only	\$ 3,320	RUB7236SCO Combo System	\$ 9,610
RUB6036STA Thermal Air	\$ 7,105	RUB6042SWPS Whirlpool (6)	\$ 6,820	RUB7342STO Tub Only	\$ 3,580
RUB6036SCO Combo System	\$ 8,960	RUB6042STAS Thermal Air	\$ 7,105	RUB7342SWP Whirlpool (6)	\$ 7,465
RUB6042STO Tub Only	\$ 3,320	RUB6042SCOS Combo System	\$ 8,960	RUB7342STA Thermal Air	\$ 7,750
RUB6042SWP Whirlpool (6)	\$ 6,820	RUB7236STO Tub Only	\$ 3,580	RUB7342SCO Combo System	\$ 9,610
RUB6042STA Thermal Air	\$ 7,105	RUB7236SWP Whirlpool (6)	\$ 7,465		

COLORS *Additional lead time is required for premium colors*

HYDROLUXE SS™ BATHTUB COLORS

Standard Colors: Almond | White | Biscuit Included

Premium Colors: \$ 2,165

Black | Carmine Red | Concrete Grey | Distant Blue
 Grey Beige | Moss Green | Orange Brown | Pastel Violet
 Purple Violet | Red Orange | Sapphire Blue | Signal Orange
 Stone Grey | Tarpaulin Grey | Terra Brown

Custom colors available. Please check with Hydro Systems.

Matte Finish | STON.MAT NO CHARGE UPGRADE

BACK MASSEUSE SYSTEMS

System II - Electronic Control (WP/CO) | BAC.MA2-XXX \$ 1,825

System III - Electronic Control (TA) | BAC.MA3-XXX \$ 2,890

COLD PLUNGE | CLD.PL \$ 9,990

EXPORT CRATE | FRT.EXPCRT NET \$ 145

GRAB BARS (Pair) *Additional finishes on page 121*

Standard Grab Bars | GRA.BAR-XXX (Group 1 - PC or PB) \$ 470

Universal Grab Bars | UGB-XXX (Group 1 - PC or PB) \$ 505

HYDRO COAT | HYC.COA \$ 325

HYDRO EXPRESS

69.104-HYD.EXP NET \$ 145

HYDRO FUSION

Hydro Fusion (Tub Only) | 29.102 \$ 1,000

Hydro Fusion with Ozone (Tub Only) | 29.103 \$ 1,355

Hydro Fusion (TA, Whirlpool, Combo) | 29.107 \$ 1,510

HYDRO INDULGE | HYD.IND \$ 3,535

HYDROZONE UV COMBO SYSTEM | OZUV.XXX

Whirlpool and Combo Systems only

110 V | OZUV.110 \$ 1,170

220 V | OZUV.220 \$ 1,170

INLINE HEATER *Whirlpool and Combo Systems only*

No dedicated GFI required for 6 amp models.

12.50 Amps 1.5 KW - 110V | 27.100 \$ 815

6.00 Amps 0.75 KW | 27.103 \$ 730

JETS *Additional finishes on page 121*

Additional Jumbo or Rotating Jet (JET.JJ-XX | JET.JR-XX)

Group 1 - PC or PB \$ 245

Additional Standard or Swirling Jet (JET.STD-XX | JET.SWI-XX)

Group 1 - PC or PB \$ 235

Jumbo Jet Upgrade | JUP.JJ-XX \$ 105

Rotating Jet Upgrade | JUP.JR-XX \$ 105

Swirling Jet Upgrade | JUP.SWI-XX \$ 65

Micro Therapy Jet | MTJ.XXX (BIS, BLA, BON, SIL, WHI) \$ 190

Custom Jet Locations | 69.116-CUS.JET No Charge

(Must include drawing of locations)

JET PLATING *For jet plating options go to page 122*

LIGHTING LED Bath Light Chromotherapy System | LIG.LED \$ 830

LOW WATER PROTECTION (Includes 30 minute timer)

110V | LOW.WAT-110 \$ 425

220V | LOW.WAT-220 \$ 460

MICRO MOUNT | 69.140MCREDG \$ 135

NECK MASSEUSE JET PILLOW | PIL.NEC-XX \$ 855

Available in black, bone and white.

PADDED HEADREST PILLOW | 41.128 (Black only) \$ 145

PUMPS Custom Pump Locations | 69.116-CUS.PMP No Charge

REMOTE CONTROL | REM.CON \$ 760

Must have thermal air system to purchase

SKIRTS *For skirt options go to page 122*

TILE FLANGES | FLA.MO-X \$ 210

UNDERMOUNT | UNDRMT No Charge

WASTE & OVERFLOW *For finishes go to page 122*

Cable W/O | WOV.XX No Charge

Integral W/O (Std. round) | IWO.XX \$ 365

Linear Integral W/O | LWO-XXX \$ 365

SLATE

60"L x 32"W x 23"D - end drain 66"L x 34"W x 24"D - center drain
 60"L x 32"W x 24"D - center drain 72"L x 36"W x 24"D - center drain
 Linear W/O Included (please specify finish)
 Includes lumbar support
 Remote blower required for Thermal Air system



MODEL / PRICING

SLA6032STO	Tub Only	\$ 6,650	SLA6634STO	Tub Only	\$ 7,320
SLA6032STA	Thermal Air	\$ 11,440	SLA6634STA	Thermal Air	\$ 12,160
SLC6032STO	Tub Only	\$ 6,650	SLA7236STO	Tub Only	\$ 7,500
SLC6032STA	Thermal Air	\$ 11,440	SLA7236STA	Thermal Air	\$ 12,380

COLORS *Additional lead time is required for premium colors*

HYDROLUXE SS™ BATHTUB COLORS

Standard Colors: Almond | White | Biscuit Included

Premium Colors: \$ 2,165

Black | Carmine Red | Concrete Grey | Distant Blue
 Grey Beige | Moss Green | Orange Brown | Pastel Violet
 Purple Violet | Red Orange | Sapphire Blue | Signal Orange
 Stone Grey | Tarpaulin Grey | Terra Brown

Dual Color Option: \$ 2,165

FINISH

Matte Finish | STON.MAT NO CHARGE UPGRADE

Polished Finish | STON.POL NO CHARGE UPGRADE

Matte Gloss Combination | STON.TWOTONE \$ 350

(Please specify finish on all orders)

SURFACES (outside only)

Metallic: Polished Nickel [PN] \$ 17,595

MODEL/METAL/COLOR (XXX.XXX.XXX)

COLD PLUNGE | CLD.PL \$ 9,990

EXPORT CRATE | FRT.EXPCRT NET \$ 145

HYDRO COAT | HYC.COA \$ 325

HYDRO EXPRESS

69.104-HYD.EXP NET \$ 265

HYDROZONE INCLUDED ON THERMAL AIR

ISLAND TUB DRAIN | ITD.XXX

ABS, PVC | ITD.ABS | ITD.PVC \$ 365

Cast Iron | ITD.CST \$ 440

PADDED HEADREST PILLOW | 41.128 (Black only) \$ 145

REMOTE CONTROL | REM.CON \$ 760

Must have thermal air system to purchase

WASTE & OVERFLOW

Linear Integral W/O | LWO-XXX INCLUDED

WHI, BIS, PC, PB, PN, BC, BB, BN, SC, SB, SN, ORB, PE, MB

Gold Finish Upgrade (PG, BG) \$ 855



STUDIO COLLECTION OPTIONS & ACCESSORIES

ACRYLIC BATHTUB COLORS

Standard Colors: Bone | White | Biscuit Included

EXPORT CRATE | FRT.EXPCRT NET \$ 150

FREIGHT Call for freight quotes

Customer will be billed for freight on all Studio Collection tubs unless otherwise stated on a quote or a prior arrangement that is submitted in writing.

HYDRO COAT | HYC.COA \$ 325

HYDRO EXPRESS

69.104-HYD.EXP NET \$ 145
Freestanding Collection NET \$ 265

Move your order up the front of the line to get it manufactured quicker. Does not change ship time. Please contact Hydro Systems for lead times on Hydro Express. Hydro Systems must receive your order prior to 10:00 a.m. (PST). Order must be marked "Hydro Express." Hydro Express can only accept a fixed number of express orders every day. Hydro Express does not reflect delivery time. Hydro Expresses are non-cancellable.

HYDROZONE SYSTEM | 31.100 \$ 530

INLINE HEATER

Whirlpool systems only. No dedicated GFI required for 6 amp models.

12.50 Amps 1.5 KW - 110V | 27.100 \$ 815
6.00 Amps 0.75 KW | 27.103 \$ 730

ISLAND TUB DRAIN | ITD.XXX

Helps reduce installation time on all freestanding tubs.

ABS, PVC | ITD.ABS | ITD.PVC \$ 365
Cast Iron | ITD.CST \$ 440

JET PLATING FOR PVC WHIRLPOOL SYSTEMS

Clear / Brass / Chrome. Trim kit covers jet escutcheons, suction, and electronic soft touch pad.

Polished Chrome | STU-PLA.BUI-PC \$ 380
Polished Brass | STU-PLA.BUI-PB \$ 380

PUMPS

Custom Pump Locations | 69.116-CUS.PMP \$ 210
(Drawing of pump locations is required)

SKIRTS

Removable Access Panel Skirt

60" | BSK.60 \$ 465
70" | BSK.72 \$ 600

Corner Skirt | BSK.COR \$ 820

Integral Skirt Access Panel | STU-SKI.INT-PAN \$ 210
Removable panel for Studio bathtubs

TILE FLANGES | FLA.MO-X \$ 210

Must be specified at time of order (1, 2, 3, or 4 Sided).
Not available on all models.

WASTE & OVERFLOW

Cable W/O

Polished Chrome | STU-WOB.PC \$ 280
Polished Brass | STU-WOB.PB \$ 340

Integral W/O (Std. round)

Waste and overflow manufactured as part of the bath. Comes standard as a round overflow cover. Drain will be a tip-toe style and drain outlet will be a direct drain.
Polished Chrome | STU-IWO.PC \$ 365
Polished Brass | STU-IWO.PB \$ 365

Linear Integral W/O | LWO-XXX

Available only on freestanding models.

Polished Chrome | LWO.PC No Charge
Upgrade Finishes \$ 365
(BN, SN, PN, ORB, WHI, BIS, SB, BB, PB, BC, SC, PEW, MB)

AUBRY

60"L x 32"W x 20"D - end drain

Linear Integral W/O Included (please specify finish)

Built in faucet deck

Remote blower required for Thermal Air system



MODEL / PRICING

SAUB6032ATO Tub Only

\$ 2,820

SAUB6032ATA Thermal Air

\$ 5,980

ACRYLIC BATHTUB COLORS

Standard Colors: Bone | White | Biscuit Included

COLD PLUNGE | CLD.PL \$ 9,990

EXPORT CRATE | FRT.EXPCRT NET \$ 150

HYDRO COAT | HYC.COA \$ 325

HYDRO EXPRESS

69.104-HYD.EXP NET \$ 265

HYDROZONE SYSTEM | 31.100 \$ 530

ISLAND TUB DRAIN | ITD.XXX

ABS, PVC | ITD.ABS | ITD.PVC \$ 365

Cast Iron | ITD.CST \$ 440

WASTE & OVERFLOW

Linear Integral W/O (Standard)

Polished Chrome | LWO.PC NO UP CHARGE

Polished Brass | LWO.PB NO UP CHARGE

Upgrade Finishes | LWO-XXX \$ 365

(BN, SN, PN, ORB, WHI, BIS, SB, BB, PB, BC, SC, PEW, MB)

Integral W/O (Option for round W/O)

Polished Chrome | STU-IWO.PC NO UP CHARGE

Polished Brass | STU-IWO.PB NO UP CHARGE

Upgrade Finishes | STU-IWO-XXX \$ 365

(BN, SN, PN, ORB, WHI, BIS, SB, BB, PB, BC, SC, PEW, MB)

BREANNE

60"L x 36"W x 25"D - side center drain

66"L x 36"W x 25"D - side center drain

Linear Integral W/O Included (please specify finish)

Built in faucet deck

Remote blower required for Thermal Air system



MODEL / PRICING

SBRE6036ATO Tub Only

\$ 3,210

SBRE6036ATA Thermal Air

\$ 6,710

SBRE6636ATO Tub Only

\$ 3,310

SBRE6636ATA Thermal Air

\$ 6,710

ACRYLIC BATHTUB COLORS

Standard Colors: Bone | White | Biscuit Included

ACCESS PANEL | SBRE-ACC.PNL \$ 635

COLD PLUNGE | CLD.PL \$ 9,990

EXPORT CRATE | FRT.EXPCRT NET \$ 150

HYDRO COAT | HYC.COA \$ 325

HYDRO EXPRESS

69.104-HYD.EXP NET \$ 265

HYDROZONE SYSTEM | 31.100 \$ 530

ISLAND TUB DRAIN | ITD.XXX

ABS, PVC | ITD.ABS | ITD.PVC \$ 365

Cast Iron | ITD.CST \$ 440

WASTE & OVERFLOW

Linear Integral W/O (Standard)

Polished Chrome | LWO.PC NO UP CHARGE

Polished Brass | LWO.PB NO UP CHARGE

Upgrade Finishes | LWO-XXX \$ 365

(BN, SN, PN, ORB, WHI, BIS, SB, BB, PB, BC, SC, PEW, MB)

Integral W/O (Option for round W/O)

Polished Chrome | STU-IWO.PC NO UP CHARGE

Polished Brass | STU-IWO.PB NO UP CHARGE

Upgrade Finishes | STU-IWO-XXX \$ 365

(BN, SN, PN, ORB, WHI, BIS, SB, BB, PB, BC, SC, PEW, MB)

CHARLIZE

70"L x 36"W x 22"D - center drain

Linear Integral W/O Included (please specify finish)

Built in faucet deck

Remote blower required for Thermal Air system



MODEL / PRICING

SCHR7036ATO Tub Only

\$ 3,675

SCHR7036ATA Thermal Air

\$ 6,930

ACRYLIC BATHTUB COLORS

Standard Colors: Bone | White | Biscuit Included

COLD PLUNGE | CLD.PL \$ 9,990

EXPORT CRATE | FRT.EXPCRT NET \$ 150

HYDRO COAT | HYC.COA \$ 325

HYDRO EXPRESS

69.104-HYD.EXP NET \$ 265

HYDROZONE SYSTEM | 31.100 \$ 530

ISLAND TUB DRAIN | ITD.XXX

ABS, PVC | ITD.ABS | ITD.PVC \$ 365

Cast Iron | ITD.CST \$ 440

WASTE & OVERFLOW

Linear Integral W/O (Standard)

Polished Chrome | LWO.PC NO UP CHARGE

Polished Brass | LWO.PB NO UP CHARGE

Upgrade Finishes | LWO-XXX \$ 365

(BN, SN, PN, ORB, WHI, BIS, SB, BB, PB, BC, SC, PEW, MB)

Integral W/O (Option for round W/O)

Polished Chrome | STU-IWO.PC NO UP CHARGE

Polished Brass | STU-IWO.PB NO UP CHARGE

Upgrade Finishes | STU-IWO-XXX \$ 365

(BN, SN, PN, ORB, WHI, BIS, SB, BB, PB, BC, SC, PEW, MB)

EVELINE

66"L x 32"W x 24"D - center drain

72"L x 36"W x 24"D - center drain

Linear Integral W/O Included (please specify finish)

Built in faucet deck

Remote blower required for Thermal Air system



MODEL / PRICING

EVE6632ATO Tub Only

\$ 3,175

EVE7236ATO Tub Only

\$ 3,310

EVE6632ATA Thermal air

\$ 5,790

EVE7236ATA Thermal Air

\$ 5,955

ACRYLIC BATHTUB COLORS

Standard Colors: Bone | White | Biscuit Included

COLD PLUNGE | CLD.PL \$ 9,990

EXPORT CRATE | FRT.EXPCRT NET \$ 150

HYDRO COAT | HYC.COA \$ 325

HYDRO EXPRESS

69.104-HYD.EXP NET \$ 265

HYDROZONE SYSTEM | 31.100 \$ 530

ISLAND TUB DRAIN | ITD.XXX

ABS, PVC | ITD.ABS | ITD.PVC \$ 365

Cast Iron | ITD.CST \$ 440

WASTE & OVERFLOW

Linear Integral W/O (Standard)

Polished Chrome | LWO.PC NO UP CHARGE

Polished Brass | LWO.PB NO UP CHARGE

Upgrade Finishes | LWO-XXX \$ 365

(BN, SN, PN, ORB, WHI, BIS, SB, BB, PB, BC, SC, PEW, MB)

Integral W/O (Option for round W/O)

Polished Chrome | STU-IWO.PC NO UP CHARGE

Polished Brass | STU-IWO.PB NO UP CHARGE

Upgrade Finishes | STU-IWO-XXX \$ 365

(BN, SN, PN, ORB, WHI, BIS, SB, BB, PB, BC, SC, PEW, MB)

KONA W/ Flange & Skirt

60"L x 42"W x 15"D

60"L x 42"W x 18"D

60"L x 42"W x 20"D

60"L x 36"W x 15"D

Gel coat model

Specify LH or RH Drain

(Add LH or RH to end of model code)



MODEL / PRICING

KON6015GTO	Tub Only	\$ 945	KON6020GTO	Tub Only	\$ 975
KON6015GWP	Whirlpool (6)	\$ 2,530	KON6020GWP	Whirlpool (6)	\$ 2,550
KON6018GTO	Tub Only	\$ 960	KON6036GTO	Tub Only	\$ 940
KON6018GWP	Whirlpool (6)	\$ 2,550	KON6036GWP	Whirlpool (6)	\$ 2,565

ACRYLIC BATHTUB COLORS

Standard Colors: Bone | White | Biscuit Included

EXPORT CRATE | FRT.EXPCRT NET \$ 150

HYDRO COAT | HYC.COA \$ 325

HYDRO EXPRESS

69.104-HYD.EXP NET \$ 265

HYDROZONE SYSTEM | 31.100 \$ 530

INLINE HEATER

Whirlpool systems only. No dedicated GFI required for 6 amp models.

12.50 Amps 1.5 KW - 110V | 27.100 \$ 815

6.00 Amps 0.75 KW | 27.103 \$ 730

JET PLATING FOR PVC WHIRLPOOL SYSTEMS

Clear / Brass / Chrome. Trim kit covers jet escutcheons, suction, and electronic soft touch pad.

Polished Chrome | STU-PLA.BUI-PC \$ 380

Polished Brass | STU-PLA.BUI-PB \$ 380

PUMPS

Custom Pump Locations | 69.116-CUS.PMP \$ 210

(Drawing of pump locations is required)

WASTE & OVERFLOW

Cable W/O

Polished Chrome | STU-WOB.PC \$ 280

Polished Brass | STU-WOB.PB \$ 340


Integral W/O (Std. round)

Polished Chrome | STU-IWO.PC \$ 365

Polished Brass | STU-IWO.PB \$ 365

LINDSEY

- 60" L x 30" W x 20" D
- 60" L x 32" W x 20" D
- 60" L x 36" W x 20" D
- 66" L x 32" W x 20" D
- 66" L x 36" W x 20" D
- 72" L x 36" W x 20" D



MODEL / PRICING

LIN6030ATO	Tub Only	\$ 1,745	LIN6036ATO	Tub Only	\$ 1,795	LIN6636ATO	Tub Only	\$ 1,915
LIN6030AWP	Whirlpool (6)	\$ 3,390	LIN6036AWP	Whirlpool (6)	\$ 3,450	LIN6636AWP	Whirlpool (6)	\$ 3,545
LIN6030ATA	Thermal Air	\$ 3,485	LIN6036ATA	Thermal Air	\$ 3,600	LIN6636ATA	Thermal Air	\$ 3,690
LIN6032ATO	Tub Only	\$ 1,715	LIN6632ATO	Tub Only	\$ 1,810	LIN7236ATO	Tub Only	\$ 2,085
LIN6032AWP	Whirlpool (6)	\$ 3,415	LIN6632AWP	Whirlpool (6)	\$ 3,475	LIN7236AWP	Whirlpool (6)	\$ 3,770
LIN6032ATA	Thermal Air	\$ 3,560	LIN6632ATA	Thermal Air	\$ 3,620	LIN7236ATA	Thermal Air	\$ 4,135

ACRYLIC BATHTUB COLORS

Standard Colors: Bone | White | Biscuit Included

EXPORT CRATE | FRT.EXPCRT NET \$ 150

HYDRO COAT | HYC.COA \$ 325

HYDRO EXPRESS

69.104-HYD.EXP NET \$ 265

HYDROZONE SYSTEM | 31.100 \$ 530

INLINE HEATER

Whirlpool systems only. No dedicated GFI required for 6 amp models.

- 12.50 Amps 1.5 KW - 110V | 27.100 \$ 815
- 6.00 Amps 0.75 KW | 27.103 \$ 730

JET PLATING FOR PVC WHIRLPOOL SYSTEMS

Clear / Brass / Chrome. Trim kit covers jet escutcheons, suction, and electronic soft touch pad.

- Polished Chrome | STU-PLA.BUI-PC \$ 380
- Polished Brass | STU-PLA.BUI-PB \$ 380

PUMPS

Custom Pump Locations | 69.116-CUS.PMP \$ 210
(Drawing of pump locations is required)

SKIRT *(factory installed)*

BSK.XXA PRICE VARIES BASED ON SIZE

TILE FLANGES | FLA.MO-X \$ 210

Must be specified at time of order (1, 2, 3, or 4 Sided).

UNDERMOUNT | UNDRMT No Charge

WASTE & OVERFLOW

Cable W/O

- Polished Chrome | STU-WOB.PC \$ 280
- Polished Brass | STU-WOB.PB \$ 340

Integral W/O (Std. round)

- Polished Chrome | STU-IWO.PC \$ 365
- Polished Brass | STU-IWO.PB \$ 365

MARIE W/ Flange & Skirt

60"L x 42"W x 20"D

Specify LH or RH Drain

(Add LH or RH to end of model code)



MODEL / PRICING

MAR6042ATO Tub Only	\$ 1,440	MAR6042AWP Whirlpool (6)	\$ 3,650	MAR6042ATA Thermal Air	\$ 4,810
---------------------	----------	--------------------------	----------	------------------------	----------

ACRYLIC BATHTUB COLORS

Standard Colors: Bone | White | Biscuit Included

EXPORT CRATE | FRT.EXPCRT NET \$ 150

HYDRO COAT | HYC.COA \$ 325

HYDRO EXPRESS

69.104-HYD.EXP NET \$ 145

HYDROZONE SYSTEM | 31.100 \$ 530

INLINE HEATER

Whirlpool systems only. No dedicated GFI required for 6 amp models.

12.50 Amps 1.5 KW - 110V | 27.100 \$ 815

6.00 Amps 0.75 KW | 27.103 \$ 730

JET PLATING FOR PVC WHIRLPOOL SYSTEMS

Clear / Brass / Chrome. Trim kit covers jet escutcheons, suction, and electronic soft touch pad.

Polished Chrome | STU-PLA.BUI-PC \$ 380

Polished Brass | STU-PLA.BUI-PB \$ 380

PUMPS

Custom Pump Locations | 69.116-CUS.PMP \$ 210

(Drawing of pump locations is required)

WASTE & OVERFLOW

Cable W/O

Polished Chrome | STU-WOB.PC \$ 280

Polished Brass | STU-WOB.PB \$ 340

Integral W/O (Std. round)

Polished Chrome | STU-IWO.PC \$ 365

Polished Brass | STU-IWO.PB \$ 365

REGAN W/ Flange & Skirt

54" L x 36" W x 18" D - no flange on skirt - offset drain

60" L x 32" W x 18" D

60" L x 36" W x 18" D

66" L x 32" W x 15" D

66" L x 32" W x 18" D

72" L x 32" W x 20" D

Specify RH or LH Drain



MODEL / PRICING

REG5436ATO	Tub Only	\$ 1,575	REG6036ATO	Tub Only	\$ 1,375	REG6632ATO	Tub Only	\$ 1,475
REG5436AWP	Whirlpool (6)	\$ 3,730	REG6036AWP	Whirlpool (6)	\$ 3,635	REG6632AWP	Whirlpool (6)	\$ 3,700
REG5436ATA	Thermal Air	\$ 5,085	REG6036ATA	Thermal Air	\$ 4,790	REG6632ATA	Thermal Air	\$ 4,860
REG6032ATO	Tub Only	\$ 1,240	♿ REG6632ATOS	Tub Only	\$ 1,475	REG7232ATO	Tub Only	\$ 1,580
REG6032AWP	Whirlpool (6)	\$ 3,330	♿ REG6632AWPS	Whirlpool (6)	\$ 3,700	REG7232AWP	Whirlpool (6)	\$ 3,745
REG6032ATA	Thermal Air	\$ 4,490	♿ REG6632ATAS	Thermal Air	\$ 4,860	REG7232ATA	Thermal Air	\$ 5,105

ACRYLIC BATHTUB COLORS

Standard Colors: Bone | White | Biscuit Included

EXPORT CRATE | FRT.EXPCRT NET \$ 150

HYDRO COAT | HYC.COA \$ 325

HYDRO EXPRESS

69.104-HYD.EXP NET \$ 265

HYDROZONE SYSTEM | 31.100 \$ 530

INLINE HEATER

Whirlpool systems only. No dedicated GFI required for 6 amp models.

12.50 Amps 1.5 KW - 110V | 27.100 \$ 815

6.00 Amps 0.75 KW | 27.103 \$ 730

JET PLATING FOR PVC WHIRLPOOL SYSTEMS

Clear / Brass / Chrome. Trim kit covers jet escutcheons, suction, and electronic soft touch pad.

Polished Chrome | STU-PLA.BUI-PC \$ 380

Polished Brass | STU-PLA.BUI-PB \$ 380

PUMPS

Custom Pump Locations | 69.116-CUS.PMP \$ 210
(Drawing of pump locations is required)

SKIRT

Integral Skirt Access Panel | STU-SKI.INT-PAN \$ 210

WASTE & OVERFLOW

Cable W/O

Polished Chrome | STU-WOB.PC \$ 280

Polished Brass | STU-WOB.PB \$ 340

SHANNON W/ Flange & Skirt

60" L x 30" W x 20" D

60" L x 32" W x 20" D

66" L x 32" W x 20" D

Specify LH or RH Drain

(Add LH or RH to end of model code)



MODEL / PRICING

SHA6030ATO	Tub Only	\$ 1,510	SHA6032ATO	Tub Only	\$ 1,535	SHA6632ATO	Tub Only	\$ 1,710
SHA6030AWP	Whirlpool (6)	\$ 2,510	SHA6032AWP	Whirlpool (6)	\$ 2,545	SHA6632AWP	Whirlpool (6)	\$ 2,735
SHA6030ATA	Thermal Air	\$ 2,810	SHA6032ATA	Thermal Air	\$ 2,850	SHA6632ATA	Thermal Air	\$ 3,035

ACRYLIC BATHTUB COLORS

Standard Colors: Bone | White | Biscuit Included

EXPORT CRATE | FRT.EXPCRT NET \$ 150

HYDRO COAT | HYC.COA \$ 325

HYDRO EXPRESS

69.104-HYD.EXP NET \$ 265

HYDROZONE SYSTEM | 31.100 \$ 530

INLINE HEATER

Whirlpool systems only. No dedicated GFI required for 6 amp models.

12.50 Amps 1.5 KW - 110V | 27.100 \$ 815

6.00 Amps 0.75 KW | 27.103 \$ 730

JET PLATING FOR PVC WHIRLPOOL SYSTEMS

Clear / Brass / Chrome. Trim kit covers jet escutcheons, suction, and electronic soft touch pad.

Polished Chrome | STU-PLA.BUI-PC \$ 380

Polished Brass | STU-PLA.BUI-PB \$ 380

PUMPS

Custom Pump Locations | 69.116-CUS.PMP \$ 210

(Drawing of pump locations is required)

SKIRT

Integral Skirt Access Panel | STU-SKI.INT-PAN \$ 210

WASTE & OVERFLOW

Cable W/O

Polished Chrome | STU-WOB.PC \$ 280

Polished Brass | STU-WOB.PB \$ 340

Integral W/O (Std. round)

Polished Chrome | STU-IWO.PC \$ 365

Polished Brass | STU-IWO.PB \$ 365

STUDIO 5959

59"L x 59"W x 21"D



MODEL / PRICING

STU5959ATO Tub Only \$ 1,480 | STU5959AWP Whirlpool (6) \$ 3,475 | STU5959ATA Thermal Air \$ 4,370

ACRYLIC BATHTUB COLORS

Standard Colors: Bone | White | Biscuit Included

EXPORT CRATE | FRT.EXPCRT NET \$ 150

HYDRO COAT | HYC.COA \$ 325

HYDRO EXPRESS | 69.104-HYD.EXP NET \$ 145

HYDROZONE SYSTEM | 31.100 \$ 530

INLINE HEATER

Whirlpool systems only. No dedicated GFI required for 6 amp models.

12.50 Amps 1.5 KW - 110V | 27.100 \$ 815

6.00 Amps 0.75 KW | 27.103 \$ 730

JET PLATING FOR PVC WHIRLPOOL SYSTEMS

PC, PB | STU-PLA.BUI-XX \$ 380

PUMPS CUSTOM LOCATION | 69.116-CUS.PMP \$ 210

SKIRT | BSK.COR (*factory installed*) \$ 820

TILE FLANGES | FLA.MO-X \$ 210

WASTE & OVERFLOW

Cable W/O | STU-WOB.PC \$ 280 STU-WOB.PB \$ 340

Integral W/O | STU-IWO.PC or STU-IWO.PB \$ 365

STUDIO 6032

60"L x 32"W x 19"D

Includes armrests

Standard model comes with grab bars.

To order without grab bars include ".LG" on model number. Example: (STU6042ATO.LG)



MODEL / PRICING

STU6032ATO Tub Only \$ 1,095 | STU6032AWP Whirlpool (6) \$ 2,790 | STU6032ATA Thermal Air \$ 3,940

ACRYLIC BATHTUB COLORS

Standard Colors: Bone | White | Biscuit Included

EXPORT CRATE | FRT.EXPCRT NET \$ 150

HYDRO COAT | HYC.COA \$ 325

HYDRO EXPRESS | 69.104-HYD.EXP NET \$ 145

HYDROZONE SYSTEM | 31.100 \$ 530

INLINE HEATER

Whirlpool systems only. No dedicated GFI required for 6 amp models.

12.50 Amps 1.5 KW - 110V | 27.100 \$ 815

6.00 Amps 0.75 KW | 27.103 \$ 730

JET PLATING FOR PVC WHIRLPOOL SYSTEMS

PC, PB | STU-PLA.BUI-XX \$ 380

PUMPS CUSTOM LOCATION | 69.116-CUS.PMP \$ 210

SKIRT | BSK.COR (*factory installed*) \$ 820

TILE FLANGES | FLA.MO-X \$ 210

UNDERMOUNT | UNDRMT No Charge

WASTE & OVERFLOW

Cable W/O | STU-WOB.PC \$ 280 STU-WOB.PB \$ 340

Integral W/O | STU-IWO.PC or STU-IWO.PB \$ 365

STUDIO 6036

60"L x 36"W x 19"D

Includes armrests



MODEL / PRICING

STU6036ATO Tub Only \$ 1,095 | STU6036AWP Whirlpool (6) \$ 2,790 | STU6036ATA Thermal Air \$ 3,940

ACRYLIC BATHTUB COLORS

Standard Colors: Bone | White | Biscuit Included

EXPORT CRATE | FRT.EXPCRT NET \$ 150

HYDRO COAT | HYC.COA \$ 325

HYDRO EXPRESS | 69.104-HYD.EXP NET \$ 145

HYDROZONE SYSTEM | 31.100 \$ 530

INLINE HEATER

Whirlpool systems only. No dedicated GFI required for 6 amp models.

12.50 Amps 1.5 KW - 110V | 27.100 \$ 815

6.00 Amps 0.75 KW | 27.103 \$ 730

JET PLATING FOR PVC WHIRLPOOL SYSTEMS

PC, PB | STU-PLA.BUI-XX \$ 380

PUMPS CUSTOM LOCATION | 69.116-CUS.PMP \$ 210

SKIRT | BSK.60 (*factory installed - no access on tub only*) \$ 465

TILE FLANGES | FLA.MO-X \$ 210

UNDERMOUNT | UNDRMT No Charge

WASTE & OVERFLOW

Cable W/O | STU-WOB.PC \$ 280 STU-WOB.PB \$ 340

Integral W/O | STU-IWO.PC or STU-IWO.PB \$ 365

STUDIO 6042

60"L x 42"W x 20"D

Standard model comes with grab bars

To order without grab bars include ".LG" on model number. Example: (STU6042ATO.LG)



MODEL / PRICING

STU6042ATO Tub Only \$ 1,095 | STU6042AWP Whirlpool (6) \$ 2,815 | STU6042ATA Thermal Air \$ 3,945

ACRYLIC COLORS Bone | White | Biscuit Included

EXPORT CRATE | FRT.EXPCRT NET \$ 150

HYDRO COAT | HYC.COA \$ 325

HYDRO EXPRESS | 69.104-HYD.EXP NET \$ 145

HYDROZONE SYSTEM | 31.100 \$ 530

INLINE HEATER *Whirlpool systems only.*

12.50 Amps 1.5 KW - 110V | 27.100 \$ 815

6.00 Amps 0.75 KW | 27.103 \$ 730

JET PLATING FOR PVC WHIRLPOOL SYSTEMS

PC, PB | STU-PLA.BUI-XX \$ 380

PUMPS CUSTOM LOCATION | 69.116-CUS.PMP \$ 210

SKIRT | BSK.COR (*factory installed*) \$ 820

TILE FLANGES | FLA.MO-X \$ 210

UNDERMOUNT | UNDRMT No Charge

WASTE & OVERFLOW

Cable W/O | STU-WOB.PC \$ 280 STU-WOB.PB \$ 340

Integral W/O | STU-IWO.PC or STU-IWO.PB \$ 365

STUDIO 7236

72"L x 36"W x 19"D
Includes armrests



MODEL / PRICING

STU7236ATO Tub Only	\$ 1,185	STU7236AWP Whirlpool (6)	\$ 3,035	STU7236ATA Thermal Air	\$ 4,040
---------------------	----------	--------------------------	----------	------------------------	----------

ACRYLIC BATHTUB COLORS

Standard Colors: Bone | White | Biscuit Included

EXPORT CRATE | FRT.EXPCRT NET \$ 150

HYDRO COAT | HYC.COA \$ 325

HYDRO EXPRESS

69.104-HYD.EXP NET \$ 145

HYDROZONE SYSTEM | 31.100 \$ 530

INLINE HEATER

Whirlpool systems only. No dedicated GFI required for 6 amp models.

12.50 Amps 1.5 KW - 110V | 27.100 \$ 815

6.00 Amps 0.75 KW | 27.103 \$ 730

JET PLATING FOR PVC WHIRLPOOL SYSTEMS

Clear / Brass / Chrome. Trim kit covers jet escutcheons, suction, and electronic soft touch pad.

Polished Chrome | STU-PLA.BUI-PC \$ 380

Polished Brass | STU-PLA.BUI-PB \$ 380

PUMPS

Custom Pump Locations | 69.116-CUS.PMP \$ 210
(Drawing of pump locations is required)

SKIRT | BSK.60 *(factory installed - no access on tub only)* \$ 465

TILE FLANGES | FLA.MO-X \$ 210

Must be specified at time of order (1, 2, 3, or 4 Sided).

UNDERMOUNT | UNDRMT No Charge

WASTE & OVERFLOW

Cable W/O

Polished Chrome | STU-WOB.PC \$ 280

Polished Brass | STU-WOB.PB \$ 340

Integral W/O (Std. round)

Polished Chrome | STU-IWO.PC \$ 365

Polished Brass | STU-IWO.PB \$ 365

STUDIO 7242

72"L x 42"W x 20"D



MODEL / PRICING

STU7242ATO	Tub Only	\$ 1,295	STU7242AWP	Whirlpool (6)	\$ 3,295	STU7242ATA	Thermal Air	\$ 4,165
------------	----------	----------	------------	---------------	----------	------------	-------------	----------

ACRYLIC BATHTUB COLORS

Standard Colors: Bone | White | Biscuit Included

EXPORT CRATE | FRT.EXPCRT NET \$ 150

HYDRO COAT | HYC.COA \$ 325

HYDRO EXPRESS

69.104-HYD.EXP NET \$ 145

HYDROZONE SYSTEM | 31.100 \$ 530

INLINE HEATER

Whirlpool systems only. No dedicated GFI required for 6 amp models.

12.50 Amps 1.5 KW - 110V | 27.100 \$ 815

6.00 Amps 0.75 KW | 27.103 \$ 730

JET PLATING FOR PVC WHIRLPOOL SYSTEMS

Clear / Brass / Chrome. Trim kit covers jet escutcheons, suction, and electronic soft touch pad.

Polished Chrome | STU-PLA.BUI-PC \$ 380

Polished Brass | STU-PLA.BUI-PB \$ 380

PUMPS

Custom Pump Locations | 69.116-CUS.PMP \$ 210
(Drawing of pump locations is required)

SKIRT | BSK.COR *(factory installed - no access on tub only)* \$ 820

TILE FLANGES | FLA.MO-X \$ 210

Must be specified at time of order (1, 2, 3, or 4 Sided).

UNDERMOUNT | UNDRMT No Charge

WASTE & OVERFLOW

Cable W/O

Polished Chrome | STU-WOB.PC \$ 280

Polished Brass | STU-WOB.PB \$ 340

Integral W/O (Std. round)

Polished Chrome | STU-IWO.PC \$ 365

Polished Brass | STU-IWO.PB \$ 365

STUDIO DUAL OVAL

66" L x 44" W x 19" D

74" L x 44" W x 19" D



MODEL / PRICING

SDO6644ATO	Tub Only	\$ 1,620	SDO7444ATO	Tub Only	\$ 1,750
SDO6644AWP	Whirlpool (6)	\$ 3,850	SDO7444AWP	Whirlpool (6)	\$ 4,030
SDO6644ATA	Thermal Air	\$ 4,555	SDO7444ATA	Thermal Air	\$ 4,725

ACRYLIC BATHTUB COLORS

Standard Colors: Bone | White | Biscuit Included

EXPORT CRATE | FRT.EXPCRT NET \$ 150

HYDRO COAT | HYC.COA \$ 325

HYDRO EXPRESS

69.104-HYD.EXP NET \$ 145

HYDROZONE SYSTEM | 31.100 \$ 530

INLINE HEATER

Whirlpool systems only. No dedicated GFI required for 6 amp models.

12.50 Amps 1.5 KW - 110V | 27.100 \$ 815

6.00 Amps 0.75 KW | 27.103 \$ 730

JET PLATING FOR PVC WHIRLPOOL SYSTEMS

Clear / Brass / Chrome. Trim kit covers jet escutcheons, suction, and electronic soft touch pad.

Polished Chrome | STU-PLA.BUI-PC \$ 380

Polished Brass | STU-PLA.BUI-PB \$ 380

PUMPS

Custom Pump Locations | 69.116-CUS.PMP \$ 210
(Drawing of pump locations is required)

WASTE & OVERFLOW

Cable W/O

Polished Chrome | STU-WOB.PC \$ 280

Polished Brass | STU-WOB.PB \$ 340

Integral W/O (Std. round)

Polished Chrome | STU-IWO.PC \$ 365


Polished Brass | STU-IWO.PB \$ 365

STUDIO HOURGLASS

60" L x 42" W x 21" D

72" L x 42" W x 21" D

Includes armrests



MODEL / PRICING

SHG6042ATO	Tub Only	\$ 1,515	SHG7242ATO	Tub Only	\$ 1,665
SHG6042AWP	Whirlpool (6)	\$ 3,795	SHG7242AWP	Whirlpool (6)	\$ 3,830
SHG6042ATA	Thermal Air	\$ 4,480	SHG7242ATA	Thermal Air	\$ 4,485

ACRYLIC BATHTUB COLORS

Standard Colors: Bone | White | Biscuit Included

EXPORT CRATE | FRT.EXPCRT NET \$ 150

HYDRO COAT | HYC.COA \$ 325

HYDRO EXPRESS

69.104-HYD.EXP NET \$ 145

HYDROZONE SYSTEM | 31.100 \$ 530

INLINE HEATER

Whirlpool systems only. No dedicated GFI required for 6 amp models.

12.50 Amps 1.5 KW - 110V | 27.100 \$ 815

6.00 Amps 0.75 KW | 27.103 \$ 730

JET PLATING FOR PVC WHIRLPOOL SYSTEMS

Clear / Brass / Chrome. Trim kit covers jet escutcheons, suction, and electronic soft touch pad.

Polished Chrome | STU-PLA.BUI-PC \$ 380

Polished Brass | STU-PLA.BUI-PB \$ 380

PUMPS

Custom Pump Locations | 69.116-CUS.PMP \$ 210
(Drawing of pump locations is required)

SKIRTS

Removable Access Panel Skirt

60" | BSK.60 (factory installed - no access on tub only) \$ 465

70" | BSK.72 (factory installed - with access panel only) \$ 600

TILE FLANGES | FLA.MO-X \$ 210

Must be specified at time of order (1, 2, 3, or 4 Sided).

UNDERMOUNT | UNDRMT No Charge

WASTE & OVERFLOW

Cable W/O

Polished Chrome | STU-WOB.PC \$ 280

Polished Brass | STU-WOB.PB \$ 340

Integral W/O (Std. round)

Polished Chrome | STU-IWO.PC \$ 365

Polished Brass | STU-IWO.PB \$ 365

STUDIO OVAL

60" L x 42" W x 20" D
 66" L x 42" W x 21" D
 72" L x 42" W x 21" D
 Includes armrests



MODEL / PRICING

STO6042ATO	Tub Only	\$ 1,205	STO6642ATO	Tub Only	\$ 1,380	STO7242ATO	Tub Only	\$ 1,530
STO6042AWP	Whirlpool (6)	\$ 2,975	STO6642AWP	Whirlpool (6)	\$ 3,255	STO7242AWP	Whirlpool (6)	\$ 3,465
STO6042ATA	Thermal Air	\$ 4,015	STO6642ATA	Thermal Air	\$ 4,265	STO7242ATA	Thermal Air	\$ 4,430

ACRYLIC BATHTUB COLORS

Standard Colors: Bone White Biscuit	Included
EXPORT CRATE FRT.EXPCRT	NET \$ 150
HYDRO COAT HYC.COA	\$ 325

HYDRO EXPRESS

69.104-HYD.EXP	NET \$ 145
----------------	------------

HYDROZONE SYSTEM 31.100	\$ 530
----------------------------------	--------

INLINE HEATER

Whirlpool systems only. No dedicated GFI required for 6 amp models.

12.50 Amps 1.5 KW - 110V 27.100	\$ 815
6.00 Amps 0.75 KW 27.103	\$ 730

JET PLATING FOR PVC WHIRLPOOL SYSTEMS

Clear / Brass / Chrome. Trim kit covers jet escutcheons, suction, and electronic soft touch pad.

Polished Chrome STU-PLA.BUI-PC	\$ 380
Polished Brass STU-PLA.BUI-PB	\$ 380

PUMPS

Custom Pump Locations 69.116-CUS.PMP	\$ 210
---	--------

(Drawing of pump locations is required)

WASTE & OVERFLOW

Cable W/O

Polished Chrome STU-WOB.PC	\$ 280
Polished Brass STU-WOB.PB	\$ 340

Integral W/O (Std. round)

Polished Chrome STU-IWO.PC	\$ 365
Polished Brass STU-IWO.PB	\$ 365



SHOWER PAN COLLECTION

STANDARD FEATURES

- **POLISHED CHROME DRAIN**
- **SLIP RESISTANT BOTTOMS**
- **INTEGRAL TILE FLANGE** for easy water-proof installation (not standard on universal shower pan).
- **PACKAGING:** All shower pans are packed in sturdy cardboard boxes for shipping.

FREIGHT

All prices are F.O.B. Customer will be billed for freight on all Shower Pans unless otherwise stated on a quote or a prior arrangement that is submitted in writing.

COLOR MATCH POLICY

Hydro Systems uses colors developed by gel-coat and acrylic manufacturers that match the colors used by bathroom fixture manufacturers as closely as possible.

In a few cases, it has been found that the color or shading of bathroom fixtures varies depending upon the time and location of manufacture.

Hydro Systems also finds that the colors and shading of cast iron, china or plastic fixtures sometimes appear to look different than gel-coat or acrylic as a result of different surface textures, finishes or room lighting. Due to these conditions, Hydro Systems assumes no responsibility for color variations between its bathtubs and products of other manufacturers.

OPTIONS & ACCESSORIES

COLORS

ACRYLIC SHOWER PAN COLORS | HPA.XXX

Standard Colors: Bone | White | Biscuit Included
Premium Colors: Black | Sterling Silver \$ 470

GEL COAT SHOWER PAN COLORS | HPG.XXX

Gel Coat colors match all manufacturer's fixture colors.

Standard Colors: Almond | Bone | White | Biscuit Included
Color Matching: Available at an additional charge of \$ 445

HYDROLUXE SS™ SHOWER PAN COLORS | UNI.PAN

Standard Colors: Bone | White | Biscuit Included
Premium Colors: \$ 550

Black | Carmine Red | Concrete Grey | Distant Blue
 Grey Beige | Moss Green | Orange Brown | Pastel Violet
 Purple Violet | Red Orange | Sapphire Blue | Signal Orange
 Stone Grey | Tarpaulin Grey | Terra Brown
Custom colors available (please check with Hydro Systems).

TILE FLANGES | FLA.MO-X (PER SIDE) \$ 75

*Available as add-on only for universal shower pan.
 Must be specified at time of order (1, 2, 3, or 4 Sided).*

SQUARE PAN

HP 3232 32" X 32"
 HP 3636 36" X 36"
 HP 4242 42" X 42"

Gel Coat Models: HPG.XXXX
 Acrylic Models: HPA.XXXX



MODEL / PRICING

HPG.3232	\$ 610	HPG.3636	\$ 655	HPG.4242	\$ 795
HPA.3232	\$ 795	HPA.3636	\$ 1,000	HPA.4242	\$ 1,120

CORNER PAN

HPN 3636N 36" X 36"
 HPN 3838N 38" X 38"
 HPN 4242N 42" X 42"
 HPA 4833N 48" X 33" (Please specify LH/RH)

Gel Coat Models: HPG.XXXX
 Acrylic Models: HPA.XXXX



MODEL / PRICING

HPG.3636N	\$ 675	HPA.3838N	\$ 960	HPA.4833N-LH/RH	\$ 1,005
HPA.3636N	\$ 945	HPG.4242N	\$ 750		
HPG.3838N	\$ 695	HPA.4242N	\$ 1,075		

RECTANGULAR PAN

HP 3460 34" X 60"
 HP 3634 36" X 34"
 HP 3642 36" X 42"
 HP 4234 42" X 34"
 HP 4236 42" X 36"
 HP 4248 42" X 48"
 HP 4832 48" X 32"
 HP 4834 48" X 34"
 HP 6030 60" X 30" **End Drain L/R**
 HP 6032 60" X 32"
 HP 6032 60" X 32" **End Drain L/R**

HP 6033 60" X 33"
 HP 6034 60" X 34"
 HP 6736 67" X 36"
 HP 7236 72" X 36"
 HP 7536 75" X 36" **Drain off center**
 (Please specify LH/RH)
 HP 4450R 44" X 50" **Roll In**
 HP 6050R 60" X 50" **Roll In**
 HPS 6034 60" X 34" **with Tiered Lip**

Gel Coat Models: HPG.XXXX
 Acrylic Models: HPA.XXXX



MODEL / PRICING

HPG.3460	\$ 815	HPA.3634	\$ 825	HPA.6032	\$ 1,095
HPG.3634	\$ 645	HPA.3642	\$ 855	HPA.6032E-LH/RH	\$ 1,095
HPG.3642	\$ 690	HPA.4234	\$ 960	HPA.6033	\$ 1,130
HPG.4234	\$ 690	HPA.4236	\$ 990	HPA.6034	\$ 1,105
HPG.4834	\$ 745	HPA.4248	\$ 1,040	HPA.6034L *Tiered Lip*	\$ 1,105
HPG.6032	\$ 750	HPA.4450R *Roll In*	\$ 1,175	HPA.6050R	\$ 1,205
HPG.6034	\$ 815	HPA.4832	\$ 990	HPA.6736	\$ 1,200
HPG.7236	\$ 895	HPA.4834	\$ 990	HPA.7236	\$ 1,215
		HPA.6030E-LH/RH	\$ 1,030	HPA.7536-LH/RH	\$ 1,225

HYDROLUXE SS™ PANS

HPS 6030 60" X 30"
 HPS 6032 60" X 32"
 HPS 6036 60" X 36"
 End drain model (please specify RH/LH)



MODEL / PRICING

HPS.6030	\$ 1,415	HPS.6032	\$ 1,485	HPS.6036	\$ 1,590
----------	----------	----------	----------	----------	----------

UNIVERSAL SHOWER PAN

Constructed with our Hydroluxe SS™ material
 Optional Square Drain:



MODEL / PRICING

UNI.PAN
 Customizable solid surface shower pan.
Center Drain: maximum size 84x60.
End Drain: maximum size 76x42.
Optional Square Drain: NO CHARGE UPGRADE
 (please specify when ordering).

Standard colors: L x W x \$ 1.55 per square inch.
Premium colors: L x W x \$ 2.55 per square inch.
Threshold | UNI.THR: \$ 435 per side.
Optional Seamless/ADA Roll-in Entrance: \$ 235.

Tile Flanges:
 1 side: \$ 75 3 sides: \$ 215
 2 sides: \$ 150 4 sides: \$ 295



BUILD YOUR OWN CUSTOM UNIVERSAL SHOWER PAN
 Scan the QR Code to get started.



SINK COLLECTION OPTIONS & ACCESSORIES

COLORS

SOLID SURFACE SINK COLORS

Standard Colors: Bone | White | Biscuit Included

Premium Colors: \$ 855

Black | Carmine Red | Concrete Grey | Distant Blue
Grey Beige | Moss Green | Orange Brown | Pastel Violet
Purple Violet | Red Orange | Sapphire Blue | Signal Orange
Stone Grey | Tarpaulin Grey | Terra Brown
Custom colors available (please check with Hydro Systems).

Matte Finish NO UPCHARGE

Two-Tone Upgrade | SSS.2TN \$ 515

Polished Upgrade | SSS.POL NO UPCHARGE

ACRYLIC SINK COLORS | AC.XXX

Standard Colors: Bone | White | Biscuit Included

Premium Colors: Black | Ice Gray \$ 460

INTEGRAL LINEAR OVERFLOW | LWO.XX \$ 150

(block sink only)

LED TEMP. READOUT KEYPAD | LED.UPG \$ 625

Upgrade only, must have a keypad controlled system to purchase.

SINK POLICY

- Faucet not included with the sale of sink.
- Drain not included

FREIGHT

F.O.B. unless you order 2 sinks with any Hydro Systems bathtub to make it FFA.

SOLID SURFACE SINKS

MODEL / PRICING

ARC2214SSS	SS Sink Only	\$ 940	ELL2215SSS	SS Sink Only	\$ 940
BLO2218SSS	SS Sink Only	\$ 940	PRI2215SSS	SS Sink Only	\$ 940
BLO2518SSS	SS Sink Only	\$ 940	PRI3915SSS	SS Sink Only	\$ 1,880
CRE2416SSS	SS Sink Only	\$ 1,150			

ARC

22" x 14" x 6"



BLOCK

22" x 18" x 4"
25" x 18" x 4"



INTEGRAL OVERFLOW NOT INLCUDED

CRESCENT

24" x 16" x 7"



ELLIPSE

22" x 15" x 4"



PRISM

22" x 15" x 4"
39" x 15" x 4"



ACRYLIC SINKS

MODEL / PRICING

DEL2126ATO	Sink Only	\$ 720	PET2126ATO	Sink Only	\$ 720
DEL2126ATA	Thermal Air (Switch)	\$ 1,255	PET2126ATA	Thermal Air (Switch)	\$ 1,255
DEL2126ATD	Thermal Air (Digital)	\$ 1,530	PET2126ATD	Thermal Air (Digital)	\$ 1,530

DELICATE TOUCH

21"L x 26"W x 14"D

(Specify smooth or washboard interior)

Micro mount is a standard feature



PETOPIA

21"L x 26"W x 14"D

Micro mount is a standard feature



PARTS LIST (minimum charge \$25)

Part Number/ Manufacturer	Item No.	Description	Price
------------------------------	----------	-------------	-------

DRAINS

Westbrass	HED.XX	Half Exposed Tip Toe Drain, group 1 finishes	\$ 525
Westbrass	HED.XX	Half Exposed Tip Toe Drain, group 2 finishes	\$ 600
Westbrass	WTT.XX	Fully Exposed Tip Toe Drain, group 1 finishes	\$ 550
Westbrass	WTT.XX	Fully Exposed Tip Toe Drain, group 2 finishes	\$ 615
OS&B	POP.UP-XX	Pop up drain (linear integral and standard integral)	\$ 215

PUMPS

Standard	122111	Electronic control on/off system 2.25 HP (May 2005 - Current)	\$ 750
Plus	112112	Studio Collection - Air switch system 1.25 HP (May 2005 - Current)	\$ 895
ITT/Balboa	R-150	1.5 HP variable speed 110V only with 30" NEMA cord or 4-pin amp plug (220V N/A)	\$ 1,135
AO Smith	TBS-310	Internal air switch or jag switch	\$ 105

Part Number	Description	Price
-------------	-------------	-------

INLINE HEATER









CT101-B	110V inline pressure heater-1500 watt 12.2 amp	\$ 880
CT101-D	110V inline vacuum heater 1500 watt 12.2 amp	\$ 895
CT107-B	110V 600 watt inline pressure heater 6 amp	\$ 780
CT107-D	110V 600 watt inline vacuum heater 6 amp	\$ 780
HEA.GSKT	Gasket flat washer with rib pair	\$ 35
HEA.MNFLD	Inline manifold	\$ 60
HEA.SLP1.0	1" Slip x 1.5" male thread + 1" Spgt x1.5" Male thread (pair)	\$ 75
HEA.SLP1.5	1.5" Slip x 1.5" male thread (pair)	\$ 75

*** **Note:** Personalized bathtubs may or may not be cancelable or returnable.

PARTS LIST (minimum charge \$25)

Part Number	Item Picture / Name	Description	Price
-------------	---------------------	-------------	-------

ELECTRONIC CONTROL KEY PADS

26400-100-100		4 button square pump and light	\$ 510
26400-100-102		4 button square pump, blower, and light	\$ 510
26404-100-100		6 button square pump, blower, wave/pulse, +, - and light	\$ 570
26400-100-112		2 button round digital readout	\$ 510
26400-100-101		4 button square pump, variable speed blower, wave, and pulse	\$ 510
26400-100-103		4 button square blower, wave, and pulse +, -	\$ 570
26400-100-104		4 button square variable speed blower, wave, pulse, and light	\$ 510
26413-100-100		4 button square digital readout with H/S logo	\$ 865
Sequence	HS-100 (2 button)	Variable or single speed pump with single option control & LCD display	\$ 525
Sequence	HS-101 (4 button)	Variable or single speed pump with single option control	\$ 530
Sequence	HS-102 (4 button)	Variable or single speed pump with two option controls & user preference key	\$ 565
Sequence	HS-103 (4 button)	Variable speed blower with four button control (8800)	\$ 565
Sequence	HS-215 (8 button)	Variable/Single speed pump & blower w/ 4 option keys & 2 user preference keys	\$ 730
Sequence	8 Button dongle	Programmer for IR	\$ 705
Sequence	8 Button with IR	8 button keypad with built-in IR	\$ 855

CONTROL BOXES with KEY PADS

ACC	HS-50/ACC-50	\$ 585	Optional water level sensor	\$ 70	Key Pad	\$ 170
Sequence	IMC	\$ 615	Optional water level sensor (ITW209)	\$ 240	SEE ABOVE	
Sequence	ISD (solenoid driver)	\$ 755	Sensor Cable (conductive water level)	\$ 70	SEE ABOVE (HS-103)	
Sequence	AST	\$ 510	Control box for the Studio Collection TA system			
Sequence	IAU	\$ 585	CMP Water Sensor			\$ 25 NET
26400-000-901	CMP Control Box 901; operates up to 2 lights in series, pump, and water level sensor				\$ 150 NET	
26400-000-902	CMP Control Box 902; operates up to 4 lights in series, pump, blower, and water level sensor				\$ 325 NET	
26400-000-904	CMP Control Box 904; operates 8 solenoids, 6 of them can work at the same time				\$ 315 NET	
26400-000-906	CMP 906 Blower Only Control Box				\$ 255 NET	

LED LIGHTING

26400	6 LED light	\$ 215
26400	6 LED Slave kit: bulb socket, 10" cable, 6 LED slave bulb	\$ 215
26400	2.0" Bath light kit: lens, nut, gasket, reflector	\$ 115

THERMAL AIR

RPRT.TA.EXT-KIT	Extension Kit For Remote Blower (Thermal Air): Cbl-168 (6Ft), 8 Pin Adaptor (2009- Sep '16)	\$ 240
Hydro Quip	Blower (110V) w/ nelma cord (hydro quiup) current	\$ 965
Hydro Quip	Delicate Touch Sink Blower	\$ 965
CMP	XCbl, 6', 3-pin adaptor with 3 port barrel adaptor	\$ 235

MISCELLANEOUS

TRIM	PLASTIC	PC/PB	OTHER*		
Standard or Swirling Jet	\$ 50	\$ 80	\$ 130	Skirt Caps (<i>incl. colored cap, screw & insert</i>) Set of 4	\$ 30
Air Switch	\$ 50	\$ 70	\$ 110	PVC Jet Body, wall fitting and venturi	\$ 65
Suction Cover (excludes wall fitting)	\$ 60	\$ 100	\$ 140	PVC Jet, insert (directional or swirling)	\$ 55
Jumbo or Rotating Jet	\$ 70	\$ 85	\$ 150	PVC Suction wall fitting and 90	\$ 65
Old Style Threaded Jet (spring eyeball)	\$30 NET	\$50 NET	\$65 NET	PVC Jumbo Jet body, wall fitting and venturi	\$ 90
PILLOWS-STANDARD COLORS				PVC Pump tee	\$ 40
All models except fantasy			\$ 180	PVC Pump union (pair)	\$ 65
Fantasy			\$ 210	PVC A/S body	\$ 90
Neck Masseuse Urethane Pillow			\$ 200	HydrOzone	\$ 560
Neck Masseuse Cover			\$ 40 NET	Hydro Fusion	\$ 915
CABLE W&O				Walk-in handle, polished chrome	\$ 235
PC: \$ 285	PB: \$ 340	WHI/BIS: \$ 310	Other: \$ 485	Walk-in door gasket	\$ 240
LINEAR OVERFLOW & DRAIN				Acrylic Repair kits	\$ 100 NET
PC: \$ 215	PB: \$ 215	Other: \$ 215	GOLD: Call for Pricing	Acrylic Drain Cover	\$ 115 NET
				(<i>Marlie, Versailles, Cheyenne, Lexie</i>)	

* GOLD: Call For Pricing

*** **Note:** Personalized bathtubs may or may not be cancelable or returnable.

P.O. WORKSHEET

Date: _____

Company: _____

P.O. #: _____

Address: _____

Ordered by: _____

Phone: _____

SYSTEM INFORMATION

Tub Model: _____

Drain LH or RH (if applicable): _____

Color/Finish of W/O: _____

Color of Tub: _____

Finish of Tub (Polish, Matte / Inside, Outside): _____

SHIPPING ADDRESS

Job Site Dealer

Company: _____

Address: _____

Phone: _____



TUB OPTIONS

- Back Masseur I - Quantity: _____ \$ _____
Finish: _____
- Back Masseur II - Finish: _____ \$ _____
(Only 1 Back Masseur II per tub)
- Cold Plunge \$ _____
- Export Crate \$ _____
- Extra High Density \$ _____
- Grab Bars - Finish: _____ \$ _____
Style of Bar: _____
- Hydro Blanket - Number of zones: _____ \$ _____
(Note zone locations on diagram)
- HydroCoat \$ _____
- HYDRO EXPRESS \$ _____
- HydroFusion - Type: _____ \$ _____
- Hydro Indulge \$ _____
- Inline Heater \$ _____
_____ 110V 12.5 Amps/1.5 kW \$ _____
_____ 110V 6.0 Amps/0.75 kW \$ _____
_____ 220V 12.0 Amps/1.5 kW Mood Light \$ _____
- Additional Jet - Type: _____ \$ _____
Quantity: _____
- Jet Upgrade - Type: _____ \$ _____
Quantity: _____
- Plating for jets - Finish: _____ \$ _____
- Micro Therapy Jet - \$ _____

Quantity: _____ Finish: _____

- Job Site Delivery \$ _____
- LED Chromotherapy light \$ _____
- Low Water Protection \$ _____
- Micro Mount \$ _____
- Molded Arm Rest - Quantity: _____ \$ _____
- Neck Masseur Pillow Quantity: _____ \$ _____
- Padded Head Rest (Black only) \$ _____
- Pump Upgrade - 110V to 220V \$ _____
- Variable Speed Pump (110V only) \$ _____
- Remote Control \$ _____
- Skirt - Type: _____ LH / RH \$ _____
Quantity: _____ Seamed / Seamless
- Tile Flange - Molded \$ _____
(Note positioning of flanges on diagram)
- Walk In Finish Upgrade - Finish: _____ \$ _____
- Waste and Overflow: Integral / Linear \$ _____
Solid Brass Drain Upgrade
- Waterfall Fill Spout (Integrally Molded) \$ _____
- Recirculating Spout Option \$ _____
- Inline Heater - Type: _____ \$ _____
- Recirculation System (Auburn model only) \$ _____
- Standard Equipment Locations
- See diagram for Equipment Locations

TOTAL \$ _____



PLEASE SHOW:

- Pump location & access
- Tub drain
- Molded flanges


- Jet locations
- Tub overflow
- Other options

Customer Approval: _____

Date: _____

COLOR SELECTION INDEX

ACRYLIC COLORS




WHITE



BISCUIT



BLACK




BONE




STERLING SILVER


HYDROLUXE SST™ COLORS




WHITE




ALMOND



BISCUIT




BLACK




CARMINE RED




CONCRETE GREY



DISTANT BLUE



GREY BEIGE



MOSS GREEN




ORANGE BROWN




PASTEL VIOLET




PURPLE VIOLET




RED ORANGE




SAPPHIRE BLUE



SIGNAL ORANGE



STONE GREY



TARPAULIN GREY



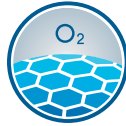
TERRA BROWN

Colors of the actual bathtub may have minor variations from the sample in this book or on your computer monitor. While Hydro Systems strives to perfectly match these colors, a minor variation in the color selected by you is considered as a normal practice.

H | S



GREEN IS CLEAN



HYDROZONE



99/9 WARRANTY



MADE IN AMERICA

West Coast Headquarters

29132 Avenue Paine
Valencia, CA 91355

East Coast Headquarters

385 GA-155 S
McDonough, GA 30253

HYDROSYSTEM.COM

Ph: 661-775-0686

